

Market Operator's Quarterly Performance Report

October - December 2024



Contents

| | |
|--|----|
| Executive Summary..... | 4 |
| 1 Joining and Terminating Parties and Units | 5 |
| 1.1 Balancing Market | 5 |
| 1.2 Termination of Participants..... | 6 |
| 1.3 Suspension of Participants | 6 |
| 2 Trading and Settlement Code Breaches | 5 |
| 3 Balancing Market Settlements..... | 8 |
| 3.1 Indicative and Initial Settlement Runs (includes daily BALIMB, MO and CRM)..... | 8 |
| 3.2 Settlement Documents | 9 |
| 3.3 M+4, M+13 and Ad-hoc Resettlement..... | 10 |
| 3.4 Credit Reports Publications..... | 11 |
| 4 Financial Statistics | 11 |
| 4.1 Cash Flow positions for Balancing Market, Capacity Market and Market Operator Charges..... | 12 |
| 4.2 Financial Changes between Initial Settlement and Subsequent Reruns | 14 |
| 5 Query Management..... | 17 |
| 5.1 General Queries | 17 |
| 5.2 Settlement Queries | 18 |
| 5.3 Disputes..... | 18 |
| 6 Imbalance Price..... | 19 |
| 6.1 Imbalance Price..... | 19 |
| 6.2 Exchange Rate | 23 |
| 6.3 Imbalance Price Generation and Backup Price | 24 |
| 7 Modifications | 26 |
| 7.1 Balancing Market – Trading & Settlement Code Modification Management | 26 |
| 7.2 Balancing Market - Modifications Process Development..... | 27 |
| 8 SEMO KPI Quarterly Update – Storage Technology Facilitation..... | 28 |
| 9 Central Systems..... | 29 |
| 9.1 System Releases | 29 |
| 9.2 System Availability | 29 |
| 9.3 Known Issues Report..... | 30 |

| | |
|--|----|
| 9.4 Limited Communication Failure (LCF), General Communication Failure (GCF) and General System Failure (GSF)..... | 30 |
| 10 Appendix A: Trading and Settlement Code Breaches..... | 31 |
| 11 Appendix B: Historical Settlement Information..... | 33 |
| 12 Appendix C: Settlement Publication Timings..... | 35 |
| 13 Appendix D: List of Queries by Type | 41 |

Executive Summary

On 1 October 2018 the revised Single Electricity Market (SEM) went live and is now the enduring operational electricity market in Ireland and Northern Ireland.

This Single Electricity Market Operator's (SEMO) performance report covers the months of October, November and December 2024 of operation and is published in accordance with section B.16.2 of the Trading and Settlement Code and the SEM Committee decision paper issued for the Legacy SEM market.

During this period:

- 3 new Parties joined the market, 2 units De-Registered and 18 new Units registered in the market.
- 12 out of 12 Settlement Documents issued on time.
- There were 10 late publications of Indicative, and 2 late publication of Initial Settlement runs as per the Trading and Settlement Code timelines.
- There were 12 payment defaults by 9 Participants.
- There were 3 Credit defaults by 3 Participant as per the Trading and Settlement code timelines.
- Trading and Settlement Code Modifications Committee Meetings 125 and 126 were held.
- 1 RA Decision was received relating to Modification Proposals.
- 475 general queries were received, and 479 general queries were resolved, with 16 in progress as of 30th of December 2024.

SEMO welcomes all comments on the contents of this report. Comments should be sent preferably in email format to info@sem-o.com. The intention is for SEMO and the Regulatory Authorities to consult on the framework for reporting based on comments and feedback received and to implement any revisions where necessary.

1 Joining and Terminating Parties and Units

1.1 Balancing Market

3 new Parties became effective in the Market between 01 October 2024 to 31 December 2024:

| Party Name | Party ID | Effective date |
|--------------------------|-----------|----------------|
| Heron Storage Limited | PY_034181 | 16/10/2024 |
| Drumlins Park Limited | PY_034185 | 27/11/2024 |
| Epsilon Quantitative ApS | PY_034195 | 23/10/2024 |

Table 1 – Parties who joined the market: October - December 2024

2 units De-Registered from the Market between 01 October 2024 to 31 December 2024:

| Party Name | Party ID | Participant ID | Unit ID | Effective date |
|------------------------------------|-----------|----------------|-----------|----------------|
| Energia Customer Solutions Limited | PY_000043 | PT_400043 | GU_406530 | 27/11/2024 |
| Lumcloon Power Limited | PY_034098 | PT_402579 | GU_404360 | 09/10/2024 |

Table 2 – De-Registrations: October - December 2024

18 new Units went effective in the Market between 01 October 2024 to 31 December 2024:

| Party Name | Party ID | Participant ID | Unit ID | Effective Date |
|-----------------------------------|-----------|----------------|------------|----------------|
| SSE Airtricity Limited | PY_000021 | PT_400021 | GU_407510 | 11/12/2024 |
| Bord Gais Energy Limited | PY_000027 | PT_400028 | GU_407040 | 04/12/2024 |
| SSE Generation Ireland Ltd | PY_000071 | PT_400064 | GU_406490 | 27/11/2024 |
| SSE Generation Ireland Ltd | PY_000071 | PT_400064 | SU_400390 | 27/11/2024 |
| Yuno Limited | PY_000087 | PT_400080 | AU_400167 | 06/11/2024 |
| Endeco - Wirelite Sensors Limited | PY_000126 | PT_400133 | DSU_403750 | 02/10/2024 |
| Endeco - Wirelite Sensors Limited | PY_000126 | PT_400133 | SU_400405 | 02/10/2024 |
| Powerhouse Generation Limited | PY_000128 | PT_400144 | DSU_403820 | 23/10/2024 |
| Powerhouse Generation Limited | PY_000128 | PT_400144 | SU_400404 | 23/10/2024 |
| Powerhouse Generation Limited | PY_000128 | PT_400144 | GU_504340 | 04/12/2024 |
| MFT Energy A/S | PY_000252 | PT_400330 | AU_400168 | 20/11/2024 |
| MFT Energy A/S | PY_000252 | PT_400330 | AU_400169 | 20/11/2024 |
| Statkraft Markets GmbH | PY_034046 | PT_402540 | GU_406710 | 06/11/2024 |
| Lumcloon Power Limited | PY_034098 | PT_402579 | GU_407520 | 09/10/2024 |
| Lumcloon Power Limited | PY_034098 | PT_402579 | GU_407530 | 09/10/2024 |
| Heron Storage Limited | PY_034181 | PT_502562 | GU_504250 | 16/10/2024 |
| Drumlins Park Limited | PY_034185 | PT_402637 | GU_406610 | 27/11/2024 |
| Epsilon Quantitative ApS | PY_034195 | PT_402644 | AU_400163 | 23/10/2024 |

Table 3 – Registrations: October - December 2024

1.2 Termination of Participants

There were no terminating parties between 01 October 2024 to 31 December 2024.

1.3 Suspension of Participants

1 suspension order was issued by the Market Operator between 01 October 2024 to 31 December 2024.

| Party Name | Party ID | Participant ID | Unit ID | Effective date |
|--------------------|-----------|----------------|-----------|----------------|
| Glow Power Limited | PY_034073 | PT_402562 | SU_400339 | 06/11/2024 |

Table 4 – Suspensions: October - December 2024

2 Trading and Settlement Code Breaches

Breaches of the Trading and Settlement Code were noted in the following areas:

| October 2024 Trading and Settlement Code Breaches | | | |
|--|-----------------------------|----------|-----------|
| Area | | Major | Minor |
| Data Providers | | - | 1 |
| Market Participants | Clearing | 4 | - |
| | Credit Risk Management | - | - |
| Market Operator | Balancing Market Settlement | - | 2 |
| | Clearing | - | - |
| | Credit Risk Management | - | - |
| | Other | | |
| Total | | 4 | 3 |
| November 2024 Trading and Settlement Code Breaches | | | |
| Data Providers | | - | 7 |
| Market Participants | Clearing | 4 | - |
| | Credit Risk Management | 1 | - |
| Market Operator | Balancing Market Settlement | - | 4 |
| | Clearing | - | - |
| | Credit Risk Management | - | 1 |
| | Other | | |
| Total | | 5 | 12 |
| December 2024 Trading and Settlement Code Breaches | | | |
| Data Providers | | - | 10 |
| Market Participants | Clearing | 4 | - |
| | Credit Risk Management | 2 | - |
| Market Operator | Balancing Market Settlement | - | 6 |
| | Clearing | - | - |
| | Credit Risk Management | - | 1 |
| | Other | | |
| Total | | 6 | 17 |

Table 5 – Trading and Settlement Code Breaches: October – December 2024

Further details of each of the Trading and Settlement Code breaches noted above are set out in **Appendix A**.

Key:

- Major Breach - late publishing of settlement documents, default notices issued for non-payment or similar.
- Minor Breach - deadlines not met, but no financial implication to Participants. This includes late posting of settlement runs.

3 Balancing Market Settlements

3.1 Indicative and Initial Settlement Runs (includes daily BALIMB, MO and CRM)

For Historical information please see **Appendix B** – Historical Settlement Information.

The following series of tables and graphs represent the publications of Indicative and Initial Settlement runs. Every working day SEMO is obliged to issue Indicative and Initial settlement run statements.

| Settlement Runs completed October 01/10/2024 – 31/10/2024 | | |
|--|------------|-----------|
| | Indicative | Initial |
| On Time | 29 | 31 |
| Same Day Late | 1 | 0 |
| > 1 Day Late | 1 | 0 |
| Total runs | 31 | 31 |
| Settlement Runs completed November 01/11/2024 – 30/11/2024 | | |
| On Time | 26 | 30 |
| Same Day Late | 1 | 0 |
| > 1 Day Late | 3 | 0 |
| Total runs | 30 | 30 |
| Settlement Runs completed December 01/12/2024 – 31/12/2024 | | |
| On Time | 27 | 29 |
| Same Day Late | 0 | 2 |
| > 1 Day Late | 4 | 0 |
| Total runs | 31 | 31 |

Table 6 - Settlement Runs Completed: October – December 2024

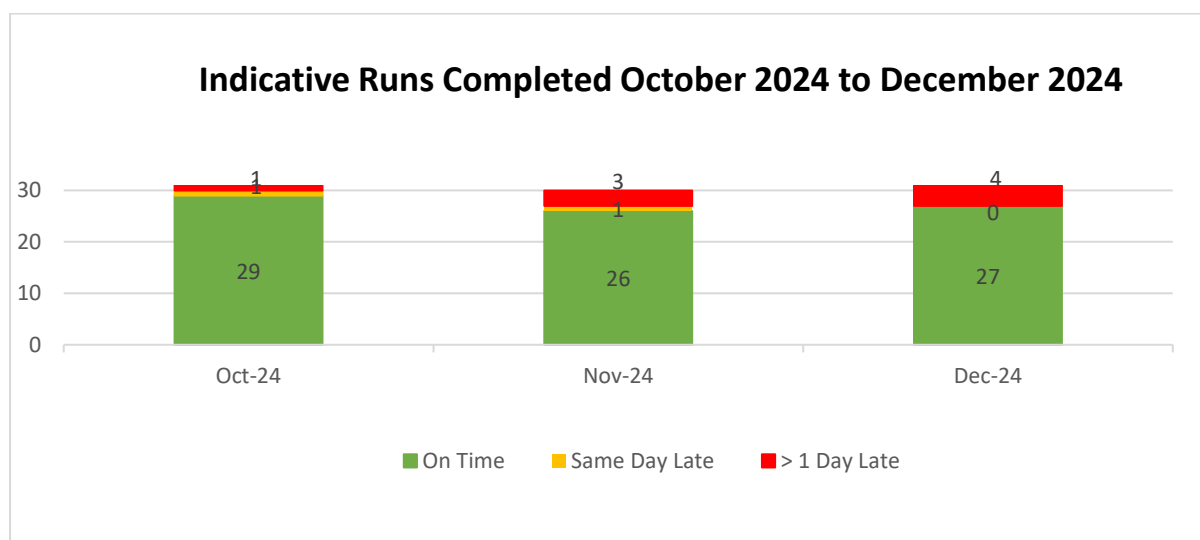


Figure 1 - Indicative Settlement Runs Completed

Further details on publication times can be found in **Appendix C**.

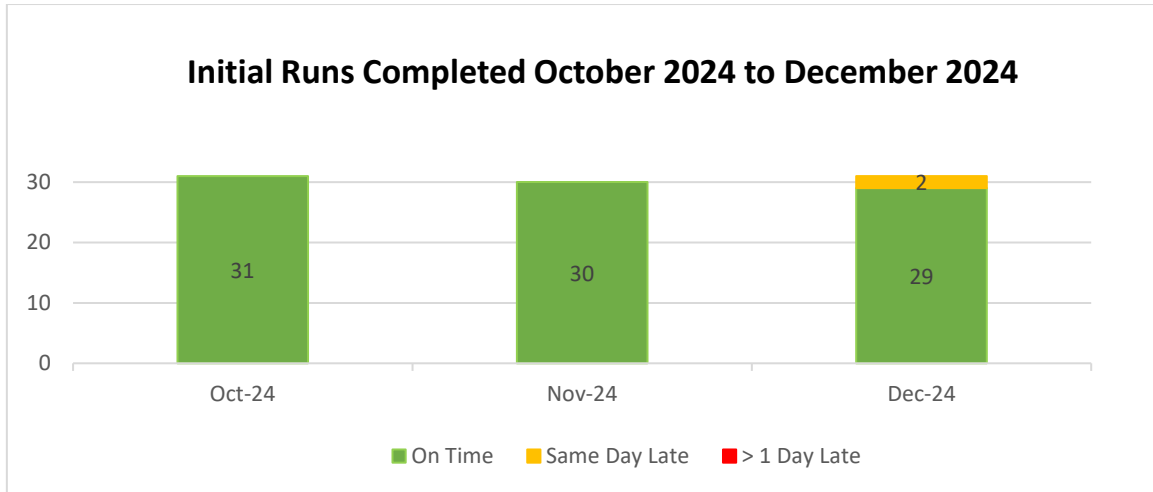


Figure 2 - Initial Settlement Runs Completed

Further details on publication times can be found in **Appendix C**.

3.2 Settlement Documents

The following table represents the publications of Initial Settlement Documents. SEMO is obliged to issue initial Settlement Documents 5 working days after the last day of the billing period.

| Settlement Documents Completed | | | |
|--------------------------------|------------------------------|-------------------------------|-------------------------------|
| | October 2024 No. of Weeks | November 2024 No. of Weeks | December 2024 No. of Weeks |
| On Time | 4 | 5 | 3 |
| Same Day Late | 0 | 0 | 0 |
| >1 Day Late | 0 | 0 | 0 |
| Total Runs | 4 | 5 | 3 |

Table 7 - Settlement Documents completed: October - December 2024

3.3 M+4, M+13 and Ad-hoc Resettlement

The following tables represent the publications of Resettlement runs for the months of October, November, and December 2024.

| Resettlement Runs for Operational Dates October 01/10/2024 – 31/10/2024 | | | |
|--|----------------------------------|--------------------------------|------------------------------|
| Resettlement Run | Number Billing Periods Resettled | Resettlement Period Start Date | Resettlement Period End Date |
| M+4 | 5 | 02/06/2024 | 06/07/2024 |
| M+13 | 5 | 03/09/2023 | 07/10/2023 |
| Ad-Hoc | 3 | 04/08/2024 | 10/08/2024 |
| | | 11/08/2024 | 17/08/2024 |
| | | 25/08/2024 | 31/08/2024 |
| Resettlement Runs for Operational Dates November 01/11/2024 - 30/11/2024 | | | |
| M+4 | 4 | 07/07/2024 | 03/08/2024 |
| M+13 | 4 | 08/10/2023 | 04/11/2023 |
| Ad-Hoc | 4 | 20/08/2023 | 26/08/2023 |
| | | 27/08/2023 | 02/09/2023 |
| | | 10/09/2023 | 16/09/2023 |
| | | 17/09/2023 | 23/09/2023 |
| Resettlement Runs for Operational Dates December 01/12/2024 - 30/12/2024 | | | |
| M+4 | 4 | 04/08/2024 | 31/08/2024 |
| M+13 | 4 | 05/11/2023 | 02/12/2023 |
| Ad-Hoc | 1 | 08/05/2022 | 14/05/2022 |

Table 8 – Resettlement Runs for Operational Periods: October – December 2024

3.4 Credit Reports Publications

October 2024: 58 Credit reports published on time, out of an expected 58 Credit reports.

November 2024: 54 Credit reports published on time, out of an expected 55 Credit reports.

December 2024: 48 Credit reports published on time, out of an expected 49 Credit reports.

| Credit Report Summary | | | |
|-----------------------|--------------|---------------|---------------|
| | October 2024 | November 2024 | December 2024 |
| Published | 58 | 54 | 48 |
| Delayed | - | 1 | 1 |
| Not Published | - | - | - |

Table 9 – Credit Report Summary: October – December 2024

4 Financial Statistics

4.1 Cash Flow positions for Balancing Market, Capacity Market and Market Operator Charges

The Balancing Market reflects actions taken by the TSOs to keep the system balanced, for example, for differences between the market schedule and actual system demand. It determines the imbalance settlement price for settlement of these balancing actions. This includes any uninstructed deviations from a participant's notified ex-ante position.

- Positive values indicate Payments were greater than Charges
- Negative values indicate Charges were greater than Payments
- All figures are in Euro

All data displayed in this section displays Initial data from 01 October 2024 to 30 December 2024:

| Balancing Market Cash Flow Position | | | | |
|-------------------------------------|-------------------|-------------------|-------------------|-------------------|
| Component | October | November | December | Total |
| CPREMIUM | 24,578,165 | 20,497,665 | 27,493,249 | 72,569,078 |
| CDISCOUNT | 23,323,834 | 16,003,926 | 25,789,846 | 65,117,605 |
| CFC | 22,311,389 | 9,911,258 | 29,288,405 | 61,511,053 |
| CREV | 2,832,568 | 2,883,508 | 3,548,197 | 9,264,272 |
| CSOCDIFFP | 858,588 | 909,970 | 912,191 | 2,680,749 |
| CIMB | -1,551,537 | -3,473,380 | 6,183,087 | 1,158,170 |
| CDIFFPIMB | 0 | 0 | 541,475 | 541,475 |
| CABBPO | 23,318 | 139,121 | 106,828 | 269,267 |
| CEADSUIMB | 0 | 0 | -55,649 | -55,649 |
| CCA | -56,914 | -54,994 | -63,848 | -175,757 |
| CTEST | -61,740 | -87,617 | -39,673 | -189,030 |
| CDIFFFCNP | 0 | 0 | -626,206 | -626,206 |
| CDIFFCWD | -149,040 | -118,092 | -379,655 | -646,787 |
| CAOPO | -449,585 | -688,079 | -269,591 | -1,407,255 |
| CCURL | -1,165,082 | -713,471 | -818,878 | -2,697,431 |
| CUNIMB | -971,100 | -888,920 | -1,426,939 | -3,286,959 |
| CIMP | -55,520,364 | -53,672,140 | -62,359,576 | -171,552,080 |
| Grand Total | 14,002,500 | -9,351,247 | 27,823,261 | 32,474,515 |

Table 10 - Balancing Market Cash Flow Position: October – December 2024

The Capacity Market is designed to help ensure that the generation capacity in Ireland and Northern Ireland (including Storage, Demand Side Units and Interconnector capacity) is sufficient to meet demand and that the regulatory approved generation adequacy standard is satisfied.

| Capacity Market Cash Flow Position | | | | |
|---|-------------------|--------------------|-------------------|--------------------|
| Component | October | November | December | Total |
| CCP | 41,519,050 | 43,122,714 | 44,809,507 | 129,451,271 |
| CCC | -50,505,183 | -53,527,648 | -53,658,280 | -157,691,110 |
| Total | -8,986,133 | -10,404,934 | -8,848,772 | -28,239,839 |

Table 11 - Capacity Market Cash Flow Position: October – December 2024

Market Operator charges are used to recover the costs of administering the market:

| Market Operator Charges | | | | |
|--------------------------------|-------------------|-------------------|-------------------|-------------------|
| Component | October | November | December | Total |
| CMOAV | -2,529 | -2,530 | -2,538 | -7,597 |
| CMOAU | -104,745 | -105,015 | -106,977 | -316,738 |
| CVMO | -2,085,628 | -2,208,560 | -2,215,284 | -6,509,472 |
| Total | -2,192,903 | -2,316,105 | -2,324,799 | -6,833,807 |

Table 12 - Market Operator Charges: October – December 2024

4.2 Financial Changes between Initial Settlement and Subsequent Reruns

Please see the tables below outlining which weeks were processed via resettlement in this quarter.

| M+4 BALIMB Resettlement processing | | |
|------------------------------------|--------------------|------------------|
| Operational Month | Billing week start | Billing week end |
| October | 02/06/2024 | 08/06/2024 |
| October | 09/06/2024 | 15/06/2024 |
| October | 16/06/2024 | 22/06/2024 |
| October | 23/06/2024 | 29/06/2024 |
| November | 30/06/2024 | 06/07/2024 |
| November | 07/07/2024 | 13/07/2024 |
| November | 14/07/2024 | 20/07/2024 |
| November | 21/07/2024 | 27/07/2024 |
| November | 28/07/2024 | 03/08/2024 |
| December | 04/08/2024 | 10/08/2024 |
| December | 11/08/2024 | 17/08/2024 |
| December | 18/08/2024 | 24/08/2024 |

Table 13 – M+4 settlement weeks processed: October – December 2024

| M+13 BALIMB Resettlement processing | | |
|-------------------------------------|--------------------|------------------|
| Operational Month | Billing week start | Billing week end |
| October | 03/09/2023 | 09/09/2023 |
| October | 10/09/2023 | 16/09/2023 |
| October | 17/09/2023 | 23/09/2023 |
| October | 24/09/2023 | 30/09/2023 |
| November | 01/10/2023 | 07/10/2023 |
| November | 08/10/2023 | 14/10/2023 |
| November | 15/10/2023 | 21/10/2023 |
| November | 22/10/2023 | 28/10/2023 |
| November | 29/10/2023 | 04/11/2023 |
| December | 05/11/2023 | 11/11/2023 |
| December | 12/11/2023 | 18/11/2023 |
| December | 19/11/2023 | 25/11/2023 |

Table 14 – M+13 settlement weeks processed: October – December 2024

| Ad hoc BALIMB Resettlement processing | | |
|---------------------------------------|--------------------|------------------|
| Operational Month | Billing week start | Billing week end |
| December | 08/05/2022 | 14/05/2022 |
| November | 20/08/2023 | 26/08/2023 |
| November | 27/08/2023 | 02/09/2023 |
| November | 10/09/2023 | 16/09/2023 |
| November | 17/09/2023 | 23/09/2023 |
| October | 04/08/2024 | 10/08/2024 |
| October | 11/08/2024 | 17/08/2024 |
| October | 25/08/2024 | 31/08/2024 |

Table 15 – Ad hoc settlement weeks processed: October – December 2024

The tables below display the differences between the previous settlement run and the most recent resettlement run (either M+4, M+13 or Ad hoc). The differences are then rolled up to the component charge level and combined for both M+4, M+13 and Ad hoc.

| Balancing Market Resettlement | | | | |
|-------------------------------|------------------|------------------|------------------|-------------------|
| Component | October | November | December | Grand Total |
| CIMB | 3,662,792 | 4,959,327 | 871,848 | 9,493,966 |
| CIMP | 723,802 | 578,472 | 135,287 | 1,437,560 |
| CDISCOUNT | 258,684 | 179,027 | 118,241 | 555,952 |
| CUNIMB | 211,119 | 271,054 | 52,140 | 534,313 |
| CREV | 32,569 | 60,714 | 15,613 | 108,896 |
| CFC | 34,652 | 322 | 13,628 | 48,602 |
| CPREMIUM | 3,202 | 14,609 | 7 | 17,819 |
| CDIFFCWD | 58 | -1,199 | 6,720 | 5,580 |
| CAOPO | 4,220 | 34 | -1 | 4,253 |
| CCA | 1,435 | 1,444 | 341 | 3,219 |
| CTEST | -1 | -2 | 145 | 142 |
| CDIFFCDA | 0 | 0 | 0 | 0 |
| CREIMDIFFP | 0 | 0 | 0 | 0 |
| CDIFFCNP | 0 | 0 | 0 | 0 |
| CDIFFPDA | 0 | 0 | 0 | 0 |
| CSHORTDIFFP | 0 | 0 | 0 | 0 |
| CDIFFPID | 0 | 0 | 0 | 0 |
| CDIFFPIMB | 0 | 0 | 0 | 0 |
| CEADSUIDT | 0 | 0 | 0 | 0 |
| CEADSUIMB | 0 | 0 | 0 | 0 |
| CEADSUDA | 0 | 0 | 0 | 0 |
| CABBPO | -585 | -573 | 0 | -1,159 |
| CCURL | -3,489 | -110 | 38 | -3,560 |
| CSOCDIFFP | 0 | -11,823 | 0 | -11,823 |
| Grand Total | 4,928,459 | 6,051,294 | 1,214,008 | 12,193,761 |

Table 16 - Balancing Market Resettlement: October – December 2024

| Capacity Market Resettlement | | | | |
|------------------------------|----------|------------------|----------|------------------|
| Component | October | November | December | Grand Total |
| CCC | - | 1,071,091 | - | 1,071,091 |
| CCP | - | 1,918 | - | 1,918 |
| Grand Total | - | 1,073,009 | - | 1,073,009 |

Table 17 - Capacity Market Resettlement: October – December 2024

| Market Operator Charges Resettlement | | | | |
|--------------------------------------|---------------|---------------|---------------|---------------|
| Component | October | November | December | Grand Total |
| CVMO | 17,463 | 18,704 | 25,956 | 62,122 |
| Grand Total | 17,463 | 18,704 | 25,956 | 62,122 |

Table 18 - Market Operator Charges Resettlement: October – December 2024

Financial Statistics Disclaimer: the above information represents settlement data aggregated during the month in assessment, which may be different to the accounting data audited post settlement period. All values are in euro.

5 Query Management

5.1 General Queries

The statistics presented in Table 19 - General Queries cover the months of October, November, and December 2024.

| General Queries | October 2024 | November 2024 | December 2024 |
|-------------------------|------------------|------------------|------------------|
| Received | 184 | 167 | 124 |
| Open | 18 | 14 | 16 |
| Resolved | 186 | 165 | 128 |
| Average Resolution Time | 2.7 working days | 3.4 working days | 3.1 working days |

Table 19 – General Queries: October – December 2024

Definitions

- Open refers to queries raised but not resolved within each month.
- Resolved refers to queries resolved within each month, and includes queries raised before this time.
- Resolution Time (Working Days) refers to the average time to resolve queries in working days for this category within each month.

5.2 Settlement Queries

Table 20 displays the Formal Settlement Queries raised between the months from October to December 2024.

| Formal Queries | October | November | December |
|----------------|---------|----------|----------|
| Raised | 23 | 41 | 18 |

Table 20 – Formal Settlement Queries: October – December 2024

- **October 2024:** 16 have been upheld and 7 were not upheld.
- **November 2024:** 34 have been upheld, 6 were not upheld and 1 was rejected.
- **December 2024:** 6 have been upheld, 7 were not upheld, 1 was withdrawn by participant and 4 are under review.

| Upheld Formal Queries | October | November | December | Total |
|-----------------------|-----------|-----------|----------|-----------|
| CDISCOUNT | 1 | 15 | 1 | 17 |
| CCP | 3 | 11 | 1 | 15 |
| CIMB | 8 | 2 | 2 | 12 |
| CPREMIUM | 1 | 2 | 1 | 4 |
| CUNIMB | 1 | 3 | 0 | 4 |
| CFC | 1 | 1 | 0 | 2 |
| CDIFFCNP | 0 | 0 | 1 | 1 |
| CCC | 1 | 0 | 0 | 1 |
| Total | 16 | 34 | 6 | 56 |

Table 21 – Upheld Settlement Queries by Topic October – December 2024

Further Details on Settlement queries that have been upheld can be found in **Appendix D**.

A full list of all unresolved Settlement queries raised for the month can be found in **Appendix D**.

5.3 Disputes

- There were no Disputes raised between 01 October 2024 to 31 December 2024.

6 Imbalance Price

6.1 Imbalance Price

There are two types of Imbalance Price referred to in this section; the Imbalance Price which is the price associated with a 5 Minute Imbalance Pricing Period; and secondly, an Imbalance Settlement Price which is calculated as the average of six 5 Minute Imbalance Prices for a corresponding 30-minute Imbalance Settlement Period.

Figures 3, 4 and 5 show the Imbalance Settlement Prices for October, November, December. All system calculated Imbalance Settlement Prices are published on this graph; both the Market Back Up Price and the 30-minute average of the Imbalance Price.

- The average Imbalance Settlement Price for October was €139.76.

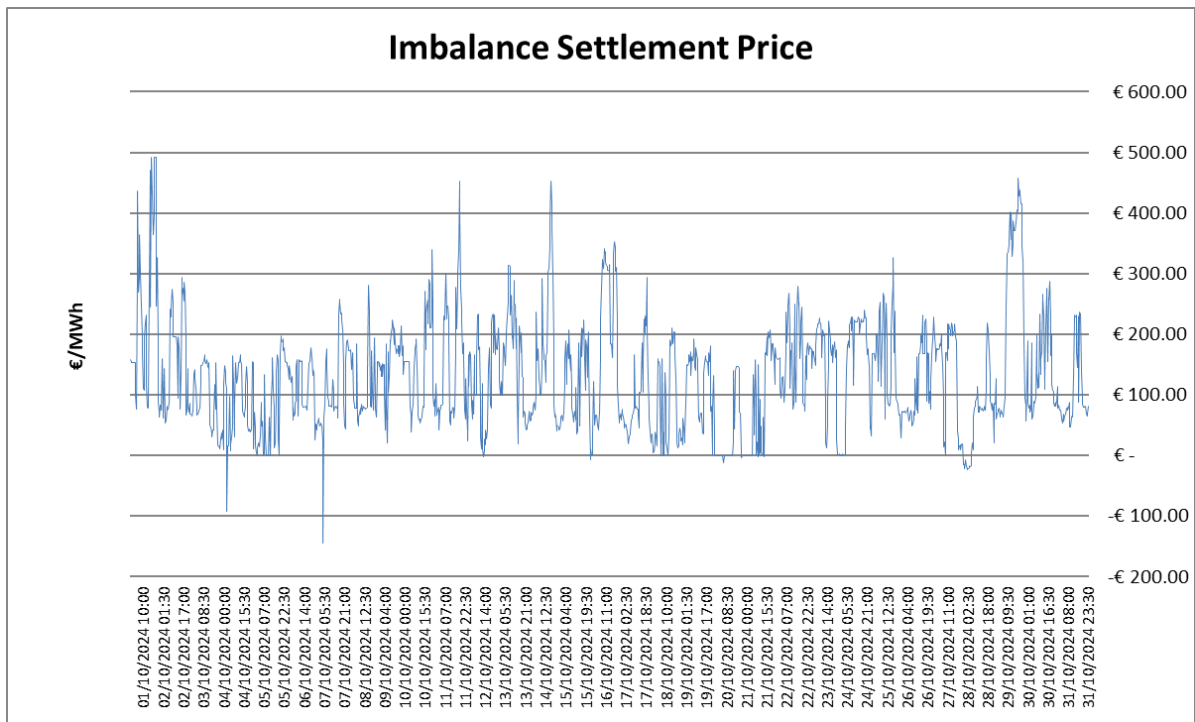


Figure 3 – Imbalance Settlement Price October 2024

- The average Imbalance Settlement Price for November was €145.43.

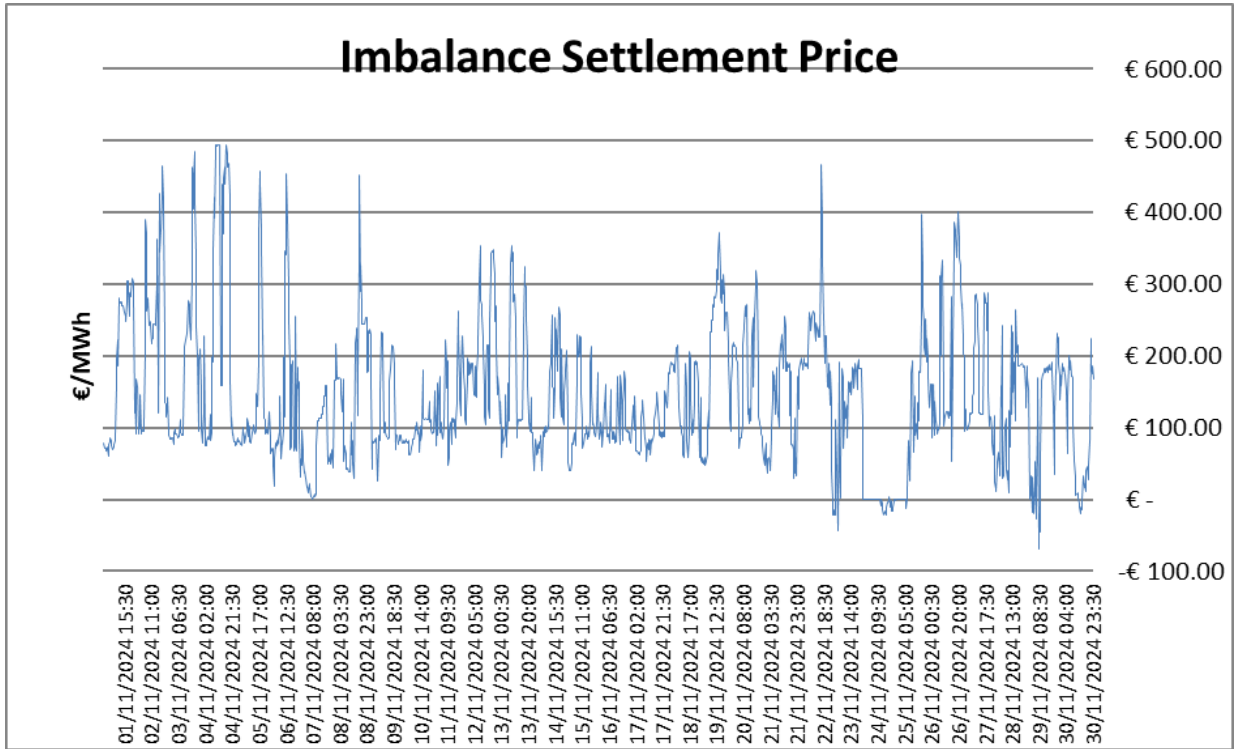


Figure 4 – Imbalance Settlement Price November 2024

- The average Imbalance Settlement Price for December was €144.23.

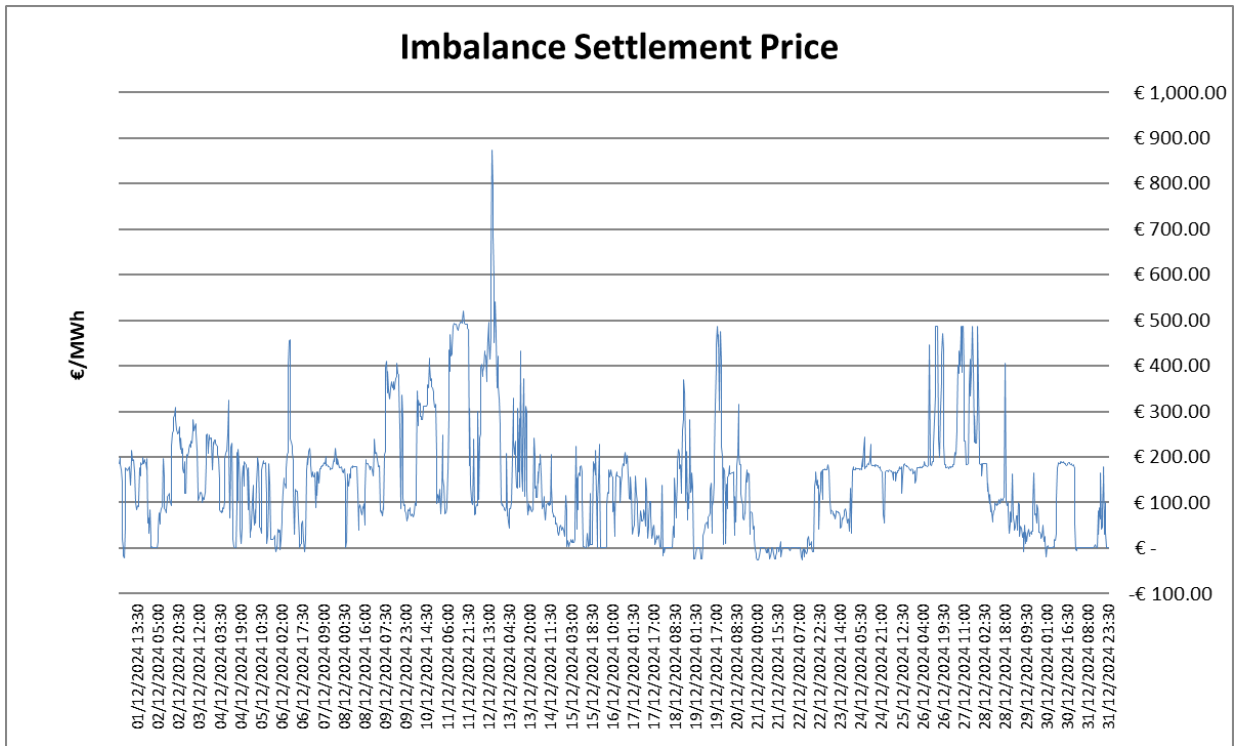


Figure 5 – Imbalance Settlement Price December 2024

Figures 6, 7 and 8 displays the Quantity Weighted Ex-Ante Price as a comparator to the Imbalance Settlement Price. The Quantity Weighted Ex-Ante Price is the value used by SEMO as the Market Back Up Price, should the Market Operator not be able to calculate an Imbalance Settlement Price; based on the average of the six 5 Minute Imbalance Prices for a given Imbalance Settlement Period.

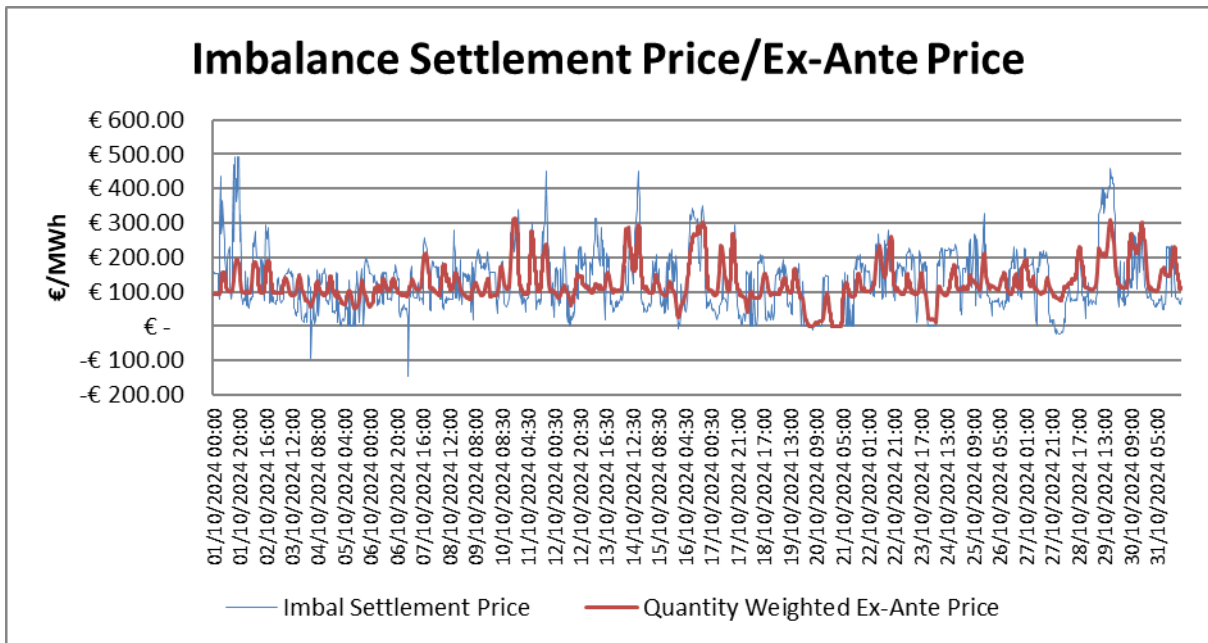


Figure 6 – Imbalance Settlement Price & Quantity Weighted Ex-Ante Price Comparison October 2024

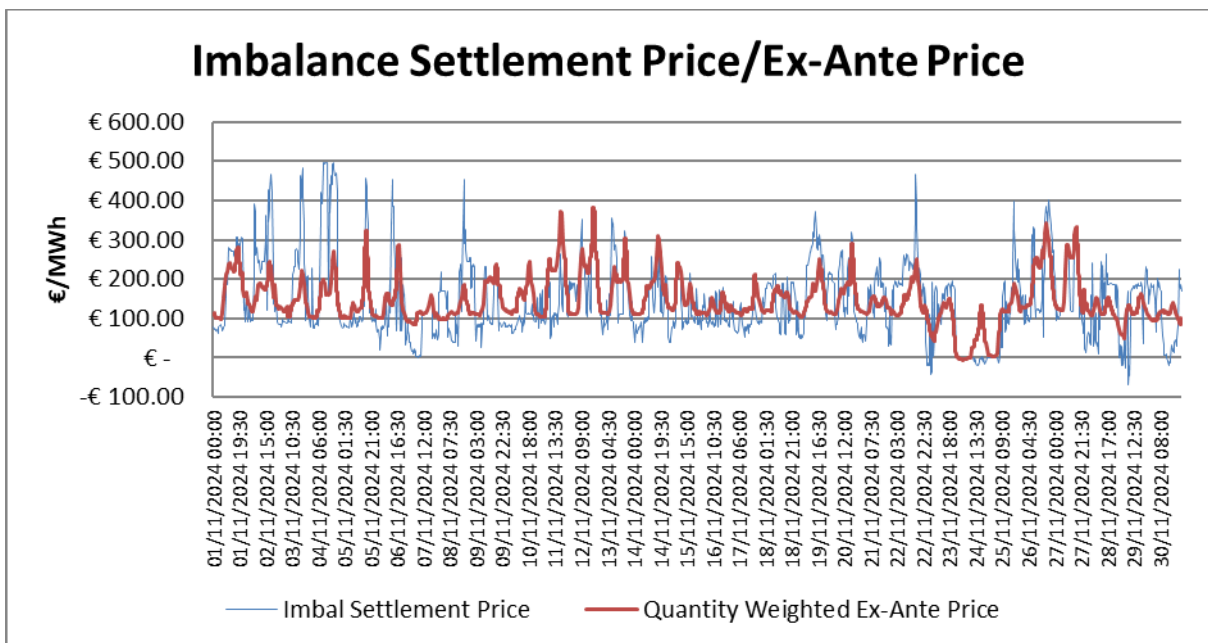


Figure 7 – Imbalance Settlement Price & Quantity Weighted Ex-Ante Price Comparison November 2024

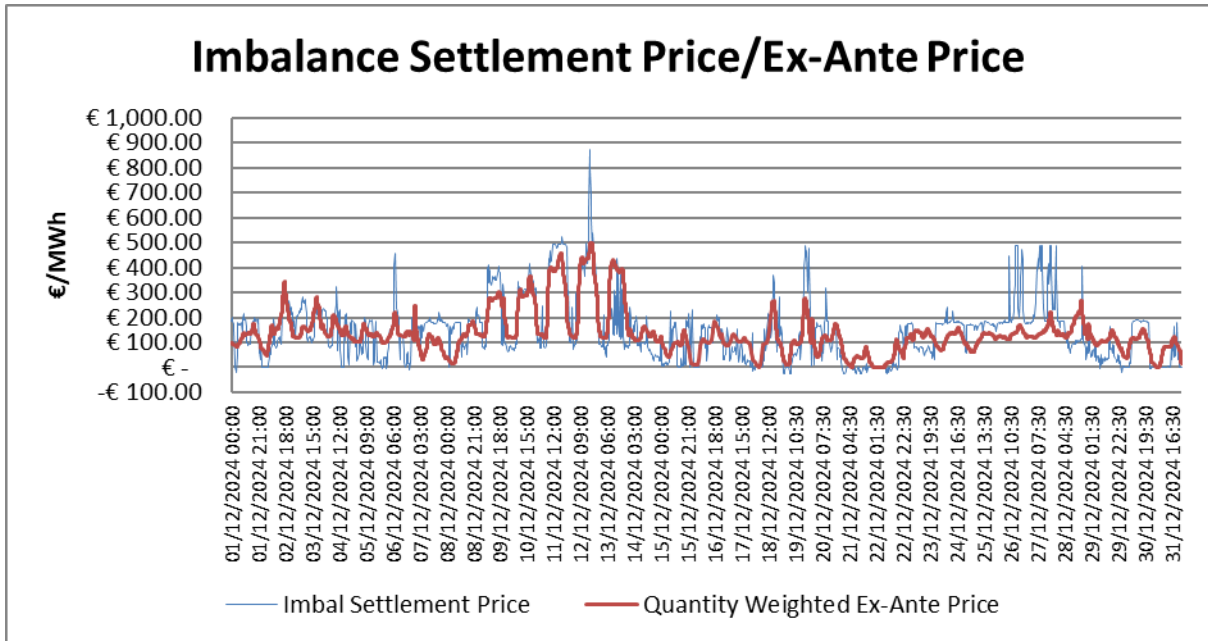


Figure 8 – Imbalance Settlement Price & Quantity Weighted Ex-Ante Price Comparison December 2024

Figure 9 below highlights the monthly Highest, Lowest and Average half-hour Imbalance Prices for the period October, November & December.

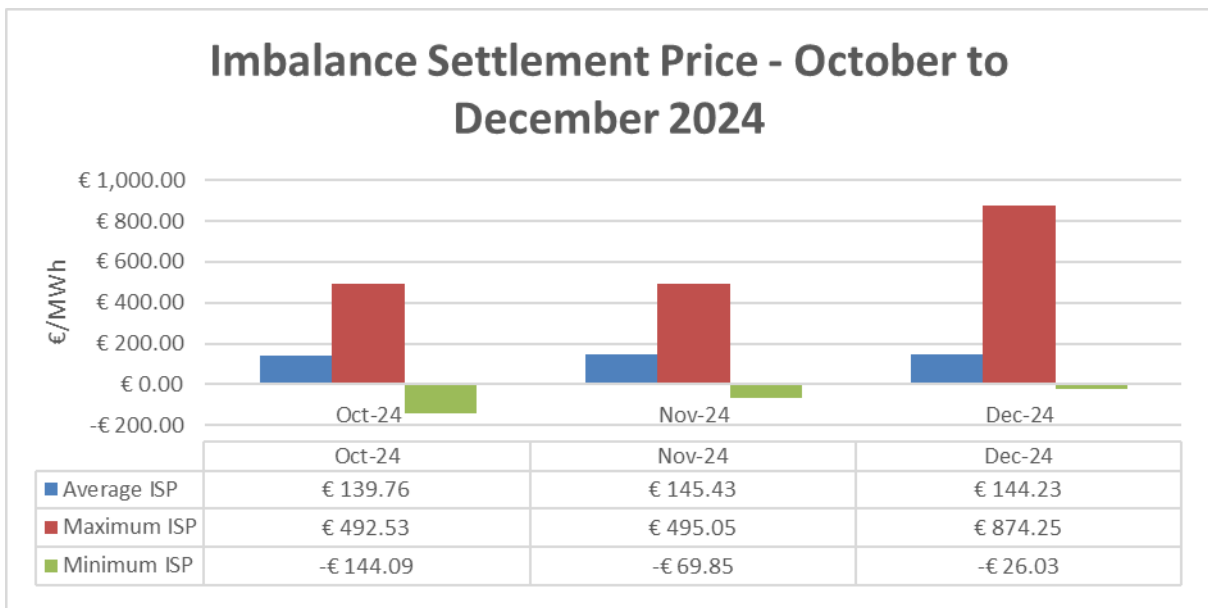


Figure 9 – Highest, Lowest and Average Imbalance Prices October - December 2024

6.2 Exchange Rate

The SEM is a dual currency market, Units based in Northern Ireland submit their Offer Data in GBP. All GBP Offer Data is converted to EUR as part of the Balancing Market price setting process. The GBP to EUR exchange rate is captured below in **Figures 10, 11 and 12**.

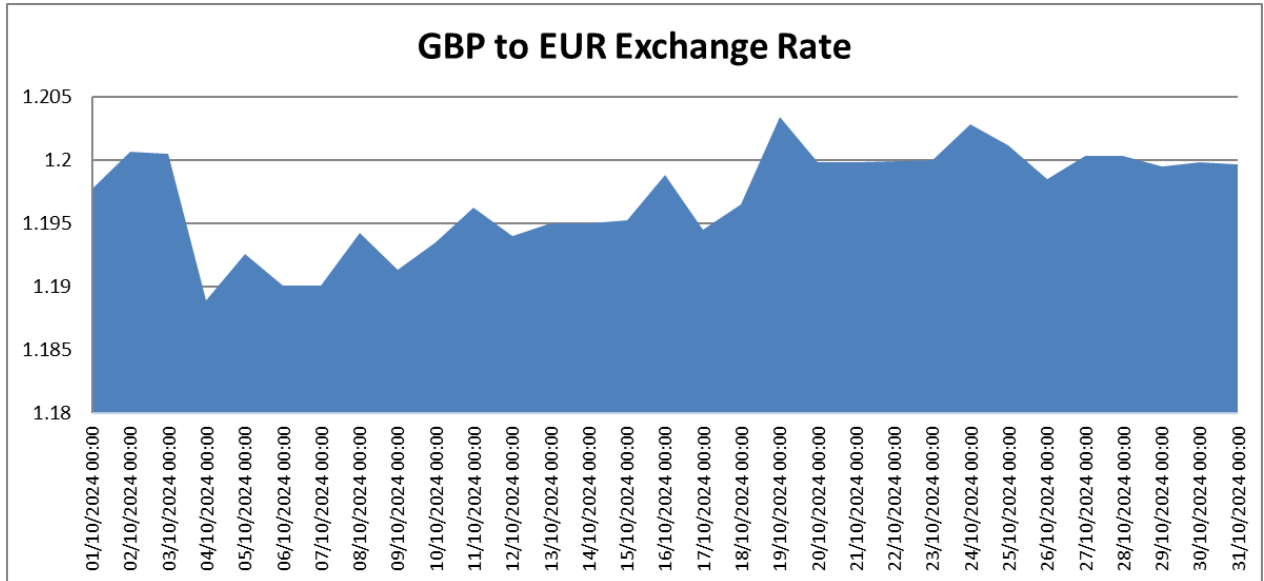


Figure 10 – GBP to EUR Exchange Rate October 2024

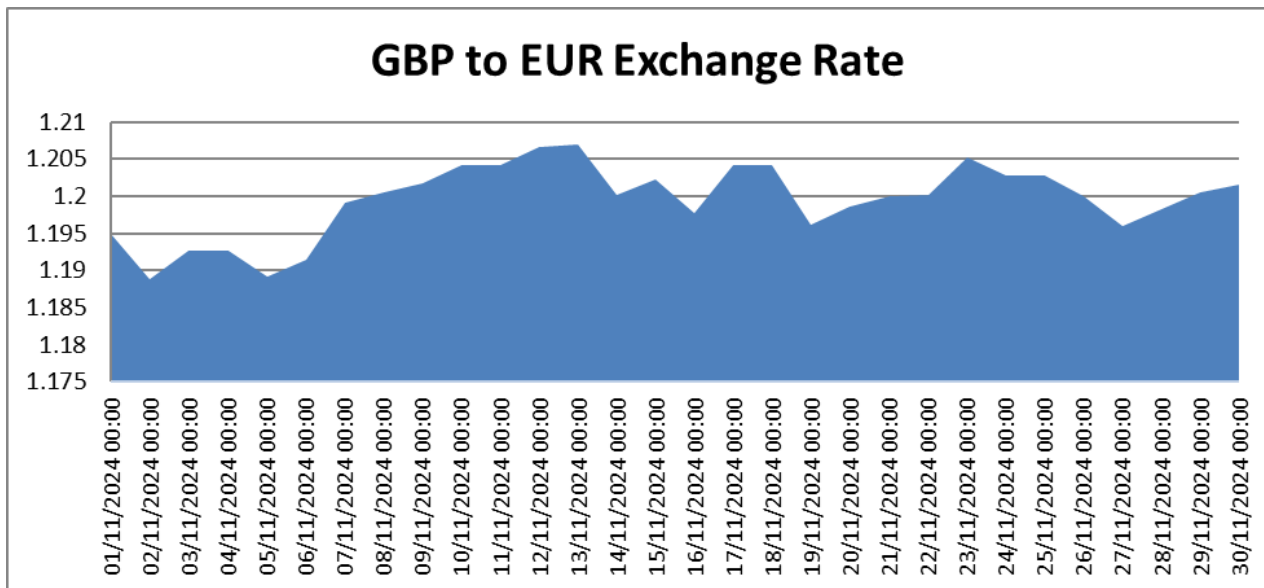


Figure 11 – GBP to EUR Exchange Rate November 2024

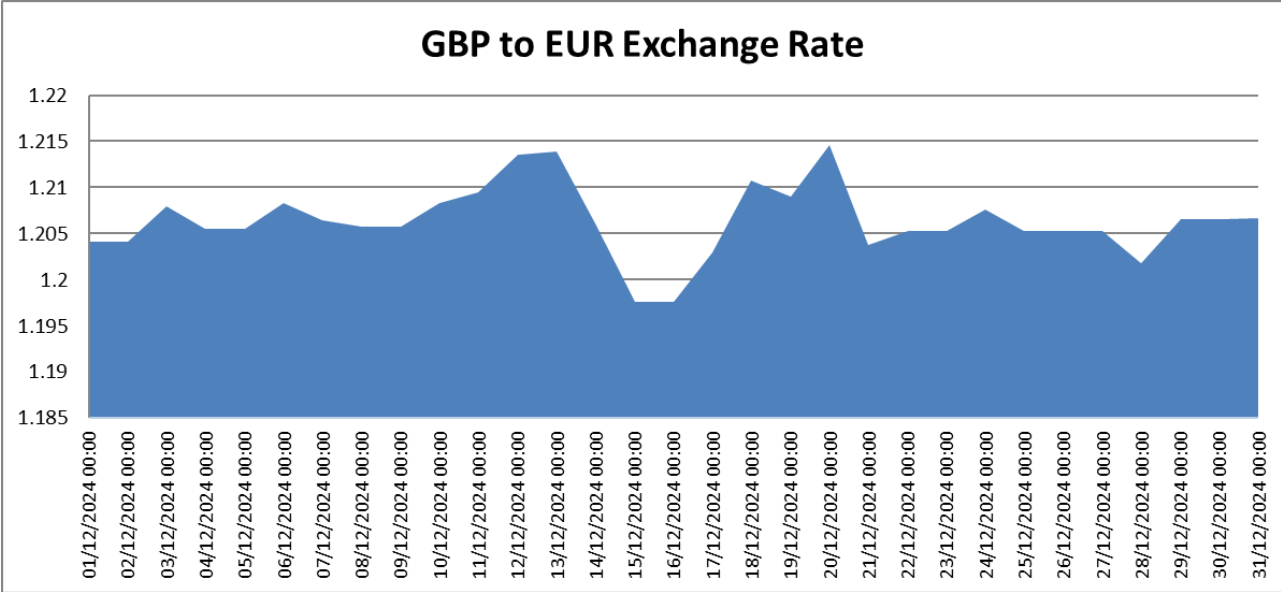


Figure 12 – GBP to EUR Exchange Rate December 2024

6.3 Imbalance Price Generation and Backup Price

The Imbalance Settlement Price is set as the average of the six 5-minute Imbalance Prices. If the Market Operator is unable to calculate any Imbalance Prices within a 30-minute Imbalance Settlement Period within the timeframes set out under the TSC; then the Market Back Up Price will be applied. The Imbalance Settlement Price will use the Market Back Up Price if no 5-minute Imbalance Prices have been published, for that period.

- **October 2024:** 12 Market Back Up Prices applied.
- **November 2024:** 5 Market Back Up Price applied.
- **December 2024:** 4 Market Back Up Price applied.

As a result of the approved Mod_03_19; the Market Back Up Price is separately applied to a 5-minute Imbalance Price, where that price has not been automatically published. In this instance, the Imbalance Settlement Price will use the average of the automated Imbalance Price; or the replacement Market Back Up Price.

Price Definitions

Missed Prices

Prices (30 Min / 5 Min) that have failed to calculate, and no price has been generated; either through the standard methodology or via the Back Up Price

Back Up Prices

In the context of this report, a Back Up Price refers to a 5-minute price where the Imbalance Price has not been published; the system reverts to the volume weighted average price across all Ex-ante and Intraday timeframes.

Market Back Up Prices

If the Market Operator is unable to calculate any 5-minute Imbalance Prices within a 30 Imbalance Settlement Period; then the Market Back Up Price will be applied. The Imbalance Settlement Price will use the average of the automated Imbalance Price; or the replacement 5 minute Back Up Price.

Day Ahead Back Up Prices

This is a final fallback price that is to be used in the event of a failure of the automated 30 Minute Market Back Up Price. Typically, this price is only used during planned System Releases; and uses the Day-ahead Auction price only.

7 Modifications

7.1 Balancing Market – Trading & Settlement Code Modification Management

The tables that follow give an overview of the activity that has taken place between 1st October 2024 to 31st December 2024. Table 22 shows the dates and number of Modifications Committee Meetings or other industry engagements that took place over this period.

| Meeting | Date | Location |
|---|-------------------------------|----------|
| Modifications Committee Meeting 125 | 17 th October 2024 | MS Teams |
| Emergency Modifications Committee Meeting 126 | 5 th December 2024 | MS Teams |

Table 22 - Balancing Market: Trading & Settlement Code Modifications Committee Meetings

At the Modifications Committee Meeting, decisions are made with regard to progressing various Modification Proposals. Table 23 gives an outline of the amount of activity that has taken place over this period.

| | October 2024 | November 2024 | December 2024 |
|--------------------------------|--------------|---------------|---------------|
| Modification Proposal Activity | Total | Total | Total |
| Raised | 1 | 0 | 0 |
| Alternative Versions raised | 0 | 0 | 1 |
| Withdrawn | 0 | 0 | 0 |
| Deferred | 1 | 0 | 0 |
| Extension Granted | 0 | 0 | 0 |
| Recommended for Approval | 0 | 0 | 0 |
| Recommended for Rejection | 0 | 0 | 1 |
| Further Work Required | 0 | 0 | 0 |
| RA Decision Approved | 0 | 0 | 1 |
| RA Decision Rejected | 0 | 0 | 0 |

Table 23 - Modification Proposal Activity

7.2 Balancing Market - Modifications Process Development

Modification Proposals were considered at bimonthly Modifications Committee Meetings held via MS Teams where applicable (see Table 21).

Full details of all modifications progressed during the year are available in the [Balancing Market Modifications section](#) of the SEMO website.

RA Decision Approved

- Mod_02_24 SDP_02 Battery Integration V3

8 SEMO KPI Quarterly Update – Storage Technology Facilitation

The KPI as set out in the SEMO Price Control Decision, SEM-21-03, requires SEMO to successfully implement an enduring solution for storage technology facilitation which would enable full participation in the Balancing Market including:

- Registration difficulties resolved.
- Negative PNs can be accepted and processed.

In order to ensure efficiency is maximized across both the Market Operators and System Operators, the battery storage facilitation is incorporated as part of the Scheduling and Dispatch Programme (SDP). This work is currently being progressed under initiative #2 Electricity Storage Power Station (ESPS) of the SDP. There are six initiatives in scope for SDP and initiative 2 has been identified as the highest priority for delivery following industry feedback and considering TSOs & MO and consumer interests.

The latest updates are:

- Phase 3 of Tranche 1 of the programme is in progress.
- Phase 3 includes system build, test and implementation, alongside operational capability development and business procedures for operations. The delivery date for Phase 3 is April 2025.
- SDP_02 ESPS modification Mod_02_24 Battery Integration was “recommended for approval “by the Trading and Settlement Code Modifications Committee on 23rd April 2024 and approved by SEM-C on 28-Nov-24.
- Vendor test for initiative #2 Electricity Storage Power Station (ESPS) has completed.
- Site acceptance test for the system changes related to initiative #2 Electricity Storage Power Station (ESPS) in progress

9 Central Systems

9.1 System Releases

There was one Market System Release during the months of October – December 2024.

Release M.1 was successfully deployed to production on the evening of the 09/10/2024.

9.2 System Availability

The table below gives the system availability values for the months of October, November, and December of 2024:

| | October 2024 | November 2024 | December 2024 |
|--|----------------|----------------|----------------|
| System / Application | Availability % | Availability % | Availability % |
| Settlements (CSB) | 100% | 100% | 100% |
| MI | 100% | 100% | 100% |
| MA | 100% | 100% | 100% |
| Reporting (reports publication in the MPI) | 100% | 100% | 100% |
| Website (availability) | 100% | 100% | 100% |
| Average System Availability | 100% | 99.97% | 100% |

Table 24 – System Availability: October – December 2024

9.3 Known Issues Report

For details regarding system errors please refer to the Known Issues Report published on the [SEMO website](#)

9.3 Limited Communication Failure (LCF), General Communication Failure (GCF) and General System Failure (GSF)

- There were no LCFs during the months of October – December 2024.
- There was no GCFs during the months of October – December 2024.
- There were no GSFs during the months of October – December 2024.

10 Appendix A: Trading and Settlement Code Breaches

Meter Data Provider Breaches

| Ops Date Identified | Run Type | Issue | MDP Provider | Issue Type | Description T&SC Breach | T&SC Breach | Status |
|---------------------|----------|--------|--------------|----------------------------------|-------------------------|-------------|--------|
| 16/10/2024 | D+1 | Timing | SONI | File submission of Metering data | Delay of 27 mins | Minor | Closed |
| 01/11/2024 | D+4 | Timing | SONI | File submission of DI data | Delay of 1 day | Minor | Closed |
| 04/11/2024 | D+1 | Timing | SONI | File submission of DI data | Delay of 1 day | Minor | Closed |
| 10/11/2024 | D+1 | Timing | SONI | File submission of Metering data | Delay of 57 mins | Minor | Closed |
| 11/11/2024 | D+1 | Timing | SONI | File submission of Metering data | Delay of 9 mins | Minor | Closed |
| 11/11/2024 | D+1 | Timing | EirGrid | File submission of Metering data | Delay of 1 hr 42 mins | Minor | Closed |
| 26/11/2024 | D+1 | Timing | EirGrid | File submission of Metering data | Delay of 12 mins | Minor | Closed |
| 26/11/2024 | D+1 | Timing | EirGrid | File submission of ACTA data | Delay of 1 day | Minor | Closed |
| 01/12/2024 | D+4 | Timing | SONI | File submission of ACTA data | Delay of 1 min | Minor | Closed |
| 02/12/2024 | D+4 | Timing | SONI | File submission of ACTA data | Delay of 1 min | Minor | Closed |
| 03/12/2024 | D+4 | Timing | SONI | File submission of ACTA data | Delay of 1 min | Minor | Closed |
| 04/12/2024 | D+4 | Timing | SONI | File submission of ACTA data | Delay of 1 min | Minor | Closed |
| 08/12/2024 | D+1 | Timing | SONI | File submission of ACTA data | Delay of 13 mins | Minor | Closed |
| 10/12/2024 | D+1 | Timing | SONI | File submission of Metering data | Delay of 26 mins | Minor | Closed |
| 19/12/2024 | D+4 | Timing | MRSO | File submission of Metering data | Delay of 1 day | Minor | Closed |
| 24/12/2024 | D+1 | Timing | MRSO | File submission of Metering data | Delay of 1 day | Minor | Closed |
| 30/12/2024 | D+1 | Timing | SONI | File submission of Metering data | Delay of 32 mins | Minor | Closed |
| 30/12/2024 | D+1 | Timing | SONI | File submission of DI data | Delay of 3 mins | Minor | Closed |

Table 25 - Meter Data Provider Breaches: October - December 2024

Market Participant Breaches

| Oct-24 | | | | | | | |
|--|-----------------|--------|-----------------------|-----------------------|---------------|--------|--|
| PT name | Invoiced period | Market | Default issued due to | Default letter issued | T & SC Breach | Status | |
| Glow Power Limited | SEP_2024 | MO | Timing | Yes | Major | Closed | |
| Flogas Natural Gas Limited | WK_42_2024 | BMCRM | Timing | Yes | Major | Closed | |
| Dan Twomey Waterpower Engineering Limited. | WK_43_2024 | BMCRM | Timing | Yes | Major | Closed | |
| Flogas Natural Gas Limited | WK_43_2024 | BMCRM | Timing | Yes | Major | Closed | |

| Nov-24 | | | | | | | |
|--------------------------------------|-----------------|--------|-----------------------|-----------------------|---------------|--------|--|
| PT name | Invoiced period | Market | Default issued due to | Default letter issued | T & SC Breach | Status | |
| Naturgy Limited | OCT_2024 | MO | Timing | Yes | Major | Closed | |
| Glow Power Limited | OCT_2024 | MO | Timing | Yes | Major | Closed | |
| AC Automation UK Limited | OCT_2024 | MO | Timing | Yes | Major | Closed | |
| ELECTRORROUTE ENERGY TRADING LIMITED | WK_46_2024 | BMCRM | Timing | Yes | Major | Closed | |

| Dec-24 | | | | | | | |
|--|-----------------|--------|-----------------------|-----------------------|---------------|--------|--|
| PT name | Invoiced period | Market | Default issued due to | Default letter issued | T & SC Breach | Status | |
| Nitor Energy A/S | WK_48_2024 | BMCRM | Timing | Yes | Major | Closed | |
| Veolia Alternative Energy Ireland Limited | NOV_2024 | MO | Timing | Yes | Major | Closed | |
| Dan Twomey Waterpower Engineering Limited. | WK_51_2024 | BMCRM | Timing | Yes | Major | Closed | |
| Vitol SA | WK_51_2024 | BMCRM | Timing | Yes | Major | Closed | |

Table 26 - Clearing Default Notices (Major): October - December 2024

| Nov-24 | | | | | | | |
|--------------|------------------------------|------------|---------------------|---|------------|---------------------------------|---------------|
| Ops Date ind | PT Name | Issue Type | Default Letter Sent | Cause | Resolution | Closed | T & SC Breach |
| 07/11/2024 | PT_500084 - Project Plug T/A | Credit | Yes | CCIN was not resolved within the T& S Code timeframes | Yes | Cash collateral top up £250k | Major |
| Dec-24 | | | | | | | |
| Ops Date ind | PT Name | Issue Type | Default Letter Sent | Cause | Resolution | Closed | T & SC Breach |
| 17/12/2024 | PT_400133 - Endeco Energy | Credit | Yes | CCIN was not resolved within the T& S Code timeframes | Yes | Decrease in required Collateral | Major |
| 20/12/2024 | PT_400149 - Arden Energy | Credit | Yes | CCIN was not resolved within the T& S Code timeframes | Yes | Invoice paid €783,866.12 | Major |

Table 27 – Credit Risk Management Default Notices (Major): October – December 2024

Market Operator Breaches

| Month | Settlement Date | Periods Affected | Run Type | Quality or Timing | Party | Issue Type | Description | Cause | Resolution | T&SC Breach | Status |
|----------|-----------------|------------------|------------|-------------------|-------|----------------------|---|--|---|-------------|--------|
| 2024 Oct | 20th | 1 | Indicative | Timing | SEMO | Processing Issue | Issue with Instruction Profilers (IPs) | IP had to be re-run | IP issue resolved and Indicatives completed late after target date | Minor | Closed |
| 2024 Nov | 4th | 1 | Indicative | Timing | SEMO | Late Settlement Data | Late Meter Data Provider (MDP) data | SONI MDP data received late | MDP data received and Indicatives completed late after target date | Minor | Closed |
| 2024 Nov | 5th | 1 | Indicative | Timing | SEMO | Late Settlement Data | Late Actual Availabilities (ACTA) files | ROI ACTA files received late | ACTA data received and Indicatives completed late after target date | Minor | Closed |
| 2024 Nov | 11th | 1 | Indicative | Timing | SEMO | Late Settlement Data | Late Meter Data Provider (MDP) data | ROI MDP data received late | MDP data received and Indicatives completed late on target date | Minor | Closed |
| 2024 Nov | 26th | 1 | Indicative | Timing | SEMO | Late Settlement Data | Late Actual Availabilities (ACTA) files | ROI ACTA files received late | ACTA data received and Indicatives completed late after target date | Minor | Closed |
| 2024 Dec | 11th | 1 | Indicative | Timing | SEMO | Processing Issue | Issue with Instruction Profilers (IPs) | IP had to be re-run | IP issue resolved and Indicatives completed late after target date | Minor | Closed |
| 2024 Dec | 14th | 1 | Indicative | Timing | SEMO | Processing Timeline | Additional analysis required | Additional financial analysis required | Analysis completed and Indicatives completed late after target date | Minor | Closed |
| 2024 Dec | 15th | 1 | Indicative | Timing | SEMO | Late Settlement Data | Late Meter Data Provider (MDP) data | SONI MDP data received late | MDP data received and Indicatives completed late after target date | Minor | Closed |
| 2024 Dec | 17th | 1 | Indicative | Timing | SEMO | Late Settlement Data | Late Meter Data Provider (MDP) data | SONI MDP data received late | MDP data received and Indicatives completed late after target date | Minor | Closed |
| 2024 Dec | 23rd | 1 | Indicative | Timing | SEMO | Processing Issue | Issue with Instruction Profilers (IPs) | Dupe PNs in IP. Required IT intervention | IP issue resolved and Indicatives completed late on target date | Minor | Closed |

Table 28 - Delays to Indicative Settlement: October - December 2024

| Month | Settlement Date | Periods Affected | Run Type | Quality or Timing | Party | Issue Type | Description | Cause | Resolution | T&SC Breach | Status |
|-------|-----------------|------------------|----------|-------------------|-------|------------------|--|---------------------|--|-------------|--------|
| Dec | 23rd | 1 | Initial | Timing | SEMO | Processing Issue | Issue with Instruction Profilers (IPs) | IP had to be re-run | IP issue resolved and Initials completed late on target date | Minor | Closed |
| Dec | 26th | 1 | Initial | Timing | SEMO | Processing Issue | Issue with Instruction Profilers (IPs) | Slow IP processing | IP issue resolved and Initials completed late on target date | Minor | Closed |

Table 29 - Delays to Initial Settlement: October - December 2024

| Ops Date Identified | PT Name | Time | Reason | Additional |
|---------------------|---------|-----------------------------|------------------------|--|
| 27/11/2024 | All | 3.30pm - Published @ 4.38pm | Internal System Outage | Could not use OUI & MPI during this period |
| 18/12/2024 | All | 3.30pm - Published @ 4.38pm | Internal System Outage | Could not publish due to Outage Balancing Market |

Table 30 – Credit Risk Management (Minor): October – December 2024

11 Appendix B: Historical Settlement Information

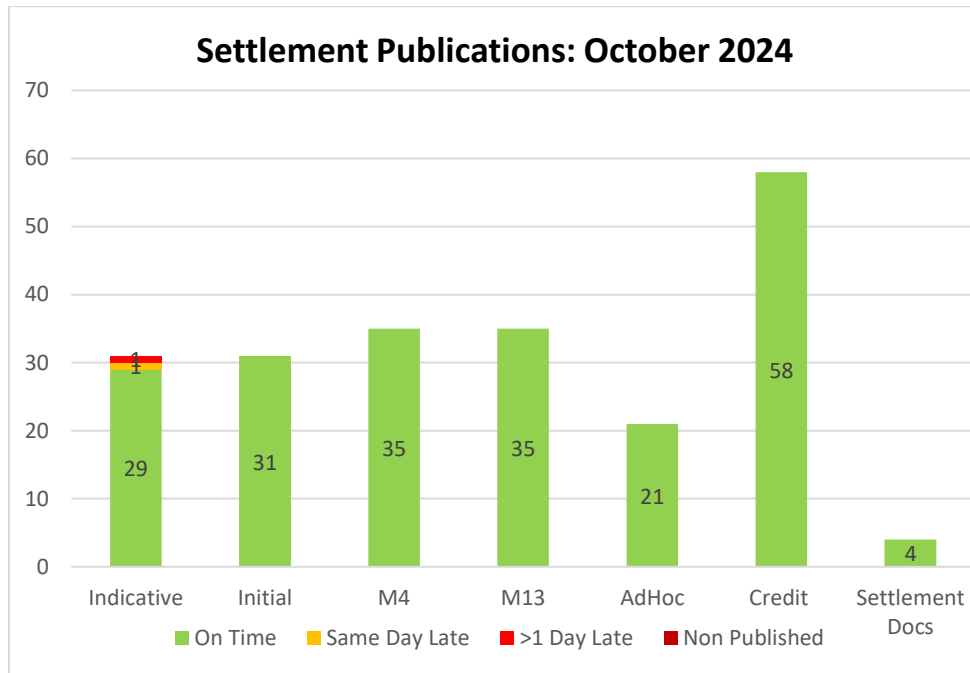


Figure 13 - Settlement Information October 2024

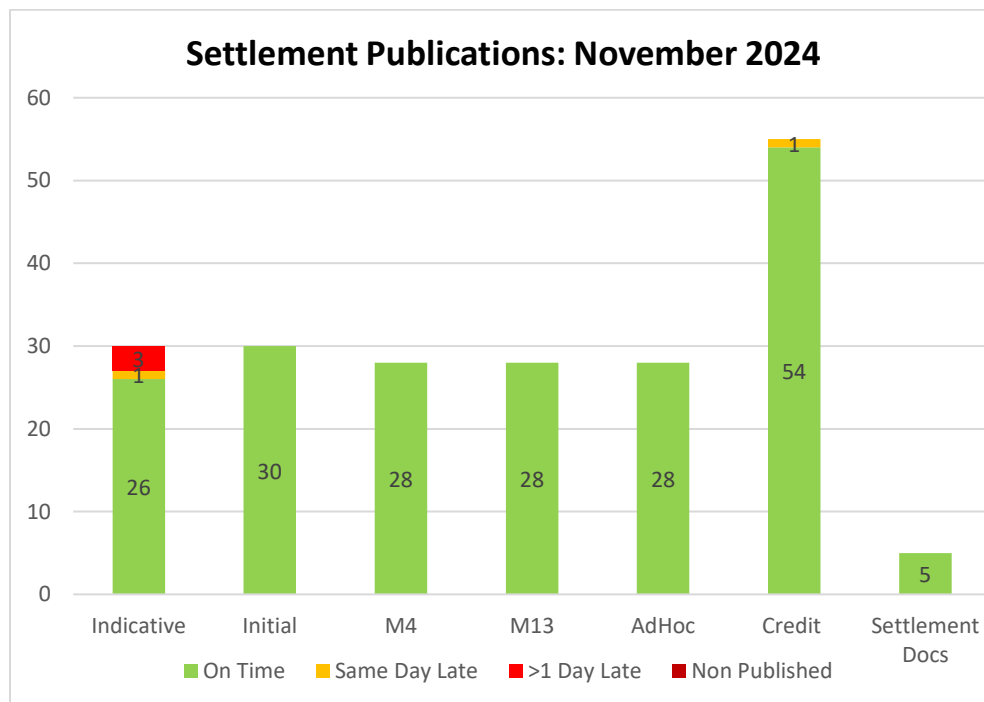


Figure 14 - Settlement Information November 2024

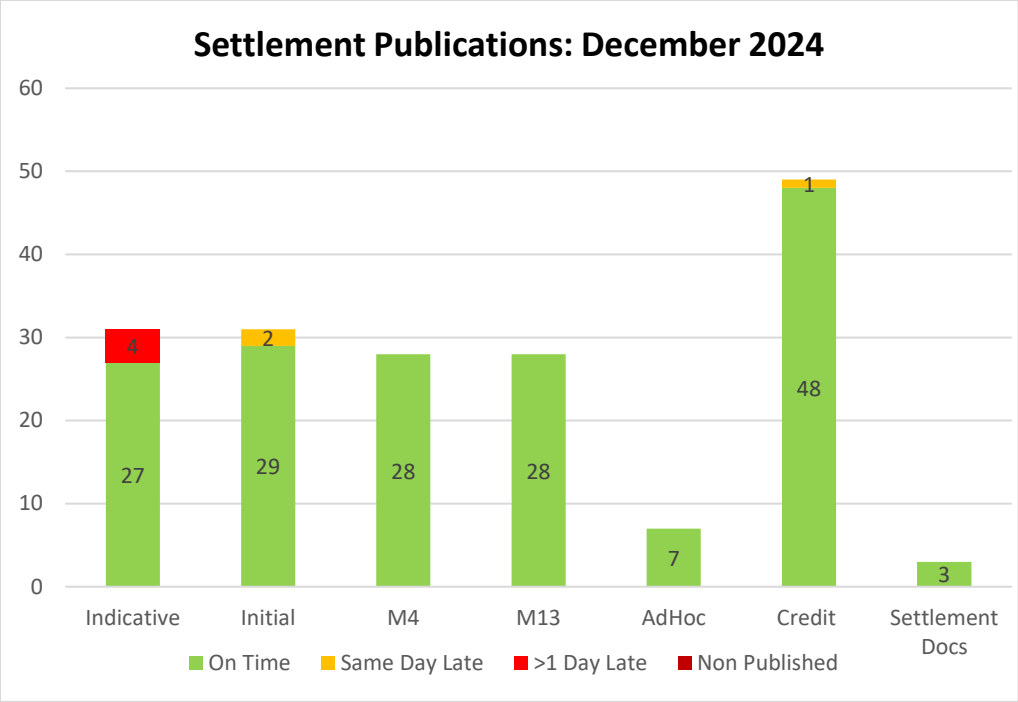


Figure 15 - Settlement Information December 2024

12 Appendix C: Settlement Publication Timings

Indicative Settlement

| Operational Date | Market | Run | Period End Date | Target Date & Time | Publish Date & Time |
|------------------|--------|------------|-----------------|--------------------|---------------------|
| 02/10/2024 | BALIMB | Indicative | 01/10/2024 | 02/10/2024 17:00 | 02/10/2024 16:32 |
| 03/10/2024 | BALIMB | Indicative | 02/10/2024 | 03/10/2024 17:00 | 03/10/2024 16:01 |
| 04/10/2024 | BALIMB | Indicative | 03/10/2024 | 04/10/2024 17:00 | 04/10/2024 16:08 |
| 07/10/2024 | BALIMB | Indicative | 04/10/2024 | 07/10/2024 17:00 | 07/10/2024 15:26 |
| 07/10/2024 | BALIMB | Indicative | 05/10/2024 | 07/10/2024 17:00 | 07/10/2024 16:14 |
| 07/10/2024 | BALIMB | Indicative | 06/10/2024 | 07/10/2024 17:00 | 07/10/2024 16:30 |
| 08/10/2024 | BALIMB | Indicative | 07/10/2024 | 08/10/2024 17:00 | 08/10/2024 16:01 |
| 09/10/2024 | BALIMB | Indicative | 08/10/2024 | 09/10/2024 17:00 | 09/10/2024 16:17 |
| 10/10/2024 | BALIMB | Indicative | 09/10/2024 | 10/10/2024 17:00 | 10/10/2024 16:15 |
| 11/10/2024 | BALIMB | Indicative | 10/10/2024 | 11/10/2024 17:00 | 11/10/2024 16:01 |
| 14/10/2024 | BALIMB | Indicative | 11/10/2024 | 14/10/2024 17:00 | 14/10/2024 15:06 |
| 14/10/2024 | BALIMB | Indicative | 12/10/2024 | 14/10/2024 17:00 | 14/10/2024 15:41 |
| 14/10/2024 | BALIMB | Indicative | 13/10/2024 | 14/10/2024 17:00 | 14/10/2024 16:29 |
| 15/10/2024 | BALIMB | Indicative | 14/10/2024 | 15/10/2024 17:00 | 15/10/2024 16:30 |
| 16/10/2024 | BALIMB | Indicative | 15/10/2024 | 16/10/2024 17:00 | 16/10/2024 16:45 |
| 17/10/2024 | BALIMB | Indicative | 16/10/2024 | 17/10/2024 17:00 | 17/10/2024 17:21 |
| 18/10/2024 | BALIMB | Indicative | 17/10/2024 | 18/10/2024 17:00 | 18/10/2024 16:54 |
| 21/10/2024 | BALIMB | Indicative | 18/10/2024 | 21/10/2024 17:00 | 21/10/2024 14:16 |
| 21/10/2024 | BALIMB | Indicative | 19/10/2024 | 21/10/2024 17:00 | 21/10/2024 14:48 |
| 21/10/2024 | BALIMB | Indicative | 20/10/2024 | 21/10/2024 17:00 | 22/10/2024 12:17 |
| 22/10/2024 | BALIMB | Indicative | 21/10/2024 | 22/10/2024 17:00 | 22/10/2024 16:26 |
| 23/10/2024 | BALIMB | Indicative | 22/10/2024 | 23/10/2024 17:00 | 23/10/2024 16:04 |
| 24/10/2024 | BALIMB | Indicative | 23/10/2024 | 24/10/2024 17:00 | 24/10/2024 16:17 |
| 25/10/2024 | BALIMB | Indicative | 24/10/2024 | 25/10/2024 17:00 | 25/10/2024 16:01 |
| 29/10/2024 | BALIMB | Indicative | 25/10/2024 | 29/10/2024 17:00 | 29/10/2024 01:03 |
| 29/10/2024 | BALIMB | Indicative | 26/10/2024 | 29/10/2024 17:00 | 29/10/2024 01:03 |
| 29/10/2024 | BALIMB | Indicative | 27/10/2024 | 29/10/2024 17:00 | 29/10/2024 01:03 |
| 29/10/2024 | BALIMB | Indicative | 28/10/2024 | 29/10/2024 17:00 | 29/10/2024 16:17 |
| 30/10/2024 | BALIMB | Indicative | 29/10/2024 | 30/10/2024 17:00 | 30/10/2024 16:17 |
| 31/10/2024 | BALIMB | Indicative | 30/10/2024 | 31/10/2024 17:00 | 31/10/2024 16:33 |
| 01/11/2024 | BALIMB | Indicative | 31/10/2024 | 01/11/2024 17:00 | 01/11/2024 16:08 |

Table 31– Indicative Settlement Publication times October 2024

| Operational Date | Market | Run | Period End Date | Target Date & Time | Publish Date & Time |
|------------------|--------|------------|-----------------|--------------------|---------------------|
| 04/11/2024 | BALIMB | Indicative | 01/11/2024 | 04/11/2024 17:00 | 04/11/2024 15:29 |
| 04/11/2024 | BALIMB | Indicative | 02/11/2024 | 04/11/2024 17:00 | 04/11/2024 15:39 |
| 04/11/2024 | BALIMB | Indicative | 03/11/2024 | 04/11/2024 17:00 | 04/11/2024 16:33 |
| 05/11/2024 | BALIMB | Indicative | 04/11/2024 | 05/11/2024 17:00 | 06/11/2024 12:31 |
| 06/11/2024 | BALIMB | Indicative | 05/11/2024 | 06/11/2024 17:00 | 07/11/2024 09:53 |
| 07/11/2024 | BALIMB | Indicative | 06/11/2024 | 07/11/2024 17:00 | 07/11/2024 16:10 |
| 08/11/2024 | BALIMB | Indicative | 07/11/2024 | 08/11/2024 17:00 | 08/11/2024 16:26 |
| 11/11/2024 | BALIMB | Indicative | 08/11/2024 | 11/11/2024 17:00 | 11/11/2024 14:11 |
| 11/11/2024 | BALIMB | Indicative | 09/11/2024 | 11/11/2024 17:00 | 11/11/2024 14:21 |
| 11/11/2024 | BALIMB | Indicative | 10/11/2024 | 11/11/2024 17:00 | 11/11/2024 16:27 |
| 12/11/2024 | BALIMB | Indicative | 11/11/2024 | 12/11/2024 17:00 | 12/11/2024 17:31 |
| 13/11/2024 | BALIMB | Indicative | 12/11/2024 | 13/11/2024 17:00 | 13/11/2024 16:02 |
| 14/11/2024 | BALIMB | Indicative | 13/11/2024 | 14/11/2024 17:00 | 14/11/2024 16:11 |
| 15/11/2024 | BALIMB | Indicative | 14/11/2024 | 15/11/2024 17:00 | 15/11/2024 16:01 |
| 18/11/2024 | BALIMB | Indicative | 15/11/2024 | 18/11/2024 17:00 | 18/11/2024 15:13 |
| 18/11/2024 | BALIMB | Indicative | 16/11/2024 | 18/11/2024 17:00 | 18/11/2024 15:36 |
| 18/11/2024 | BALIMB | Indicative | 17/11/2024 | 18/11/2024 17:00 | 18/11/2024 16:32 |
| 19/11/2024 | BALIMB | Indicative | 18/11/2024 | 19/11/2024 17:00 | 19/11/2024 16:25 |
| 20/11/2024 | BALIMB | Indicative | 19/11/2024 | 20/11/2024 17:00 | 20/11/2024 16:22 |
| 21/11/2024 | BALIMB | Indicative | 20/11/2024 | 21/11/2024 17:00 | 21/11/2024 16:24 |
| 22/11/2024 | BALIMB | Indicative | 21/11/2024 | 22/11/2024 17:00 | 22/11/2024 16:30 |
| 25/11/2024 | BALIMB | Indicative | 22/11/2024 | 25/11/2024 17:00 | 25/11/2024 14:18 |
| 25/11/2024 | BALIMB | Indicative | 23/11/2024 | 25/11/2024 17:00 | 25/11/2024 14:47 |
| 25/11/2024 | BALIMB | Indicative | 24/11/2024 | 25/11/2024 17:00 | 25/11/2024 16:34 |
| 26/11/2024 | BALIMB | Indicative | 25/11/2024 | 26/11/2024 17:00 | 26/11/2024 16:27 |
| 27/11/2024 | BALIMB | Indicative | 26/11/2024 | 27/11/2024 17:00 | 28/11/2024 14:37 |
| 28/11/2024 | BALIMB | Indicative | 27/11/2024 | 28/11/2024 17:00 | 28/11/2024 16:06 |
| 29/11/2024 | BALIMB | Indicative | 28/11/2024 | 29/11/2024 17:00 | 29/11/2024 16:33 |
| 02/12/2024 | BALIMB | Indicative | 29/11/2024 | 02/12/2024 17:00 | 02/12/2024 14:11 |
| 02/12/2024 | BALIMB | Indicative | 30/11/2024 | 02/12/2024 17:00 | 02/12/2024 14:30 |

Table 32 – Indicative Settlement Publication times November 2024

| Operational Date | Market | Run | Period End Date | Target Date & Time | Publish Date & Time |
|------------------|--------|------------|-----------------|--------------------|---------------------|
| 02/12/2024 | BALIMB | Indicative | 01/12/2024 | 02/12/2024 17:00 | 02/12/2024 16:08 |
| 03/12/2024 | BALIMB | Indicative | 02/12/2024 | 03/12/2024 17:00 | 03/12/2024 16:00 |
| 04/12/2024 | BALIMB | Indicative | 03/12/2024 | 04/12/2024 17:00 | 04/12/2024 16:00 |
| 05/12/2024 | BALIMB | Indicative | 04/12/2024 | 05/12/2024 17:00 | 05/12/2024 16:25 |
| 06/12/2024 | BALIMB | Indicative | 05/12/2024 | 06/12/2024 17:00 | 06/12/2024 15:53 |
| 09/12/2024 | BALIMB | Indicative | 06/12/2024 | 09/12/2024 17:00 | 09/12/2024 14:38 |
| 09/12/2024 | BALIMB | Indicative | 07/12/2024 | 09/12/2024 17:00 | 09/12/2024 14:38 |
| 09/12/2024 | BALIMB | Indicative | 08/12/2024 | 09/12/2024 17:00 | 09/12/2024 16:38 |
| 10/12/2024 | BALIMB | Indicative | 09/12/2024 | 10/12/2024 17:00 | 10/12/2024 16:00 |
| 11/12/2024 | BALIMB | Indicative | 10/12/2024 | 11/12/2024 17:00 | 11/12/2024 16:03 |
| 12/12/2024 | BALIMB | Indicative | 11/12/2024 | 12/12/2024 17:00 | 13/12/2024 11:54 |
| 13/12/2024 | BALIMB | Indicative | 12/12/2024 | 13/12/2024 17:00 | 13/12/2024 16:49 |
| 16/12/2024 | BALIMB | Indicative | 13/12/2024 | 16/12/2024 17:00 | 16/12/2024 16:20 |
| 16/12/2024 | BALIMB | Indicative | 14/12/2024 | 16/12/2024 17:00 | 17/12/2024 11:43 |
| 16/12/2024 | BALIMB | Indicative | 15/12/2024 | 16/12/2024 17:00 | 17/12/2024 12:07 |
| 17/12/2024 | BALIMB | Indicative | 16/12/2024 | 17/12/2024 17:00 | 17/12/2024 15:22 |
| 18/12/2024 | BALIMB | Indicative | 17/12/2024 | 18/12/2024 17:00 | 19/12/2024 12:21 |
| 19/12/2024 | BALIMB | Indicative | 18/12/2024 | 19/12/2024 17:00 | 19/12/2024 17:00 |
| 20/12/2024 | BALIMB | Indicative | 19/12/2024 | 20/12/2024 17:00 | 20/12/2024 15:43 |
| 23/12/2024 | BALIMB | Indicative | 20/12/2024 | 23/12/2024 17:00 | 23/12/2024 15:59 |
| 23/12/2024 | BALIMB | Indicative | 21/12/2024 | 23/12/2024 17:00 | 23/12/2024 16:13 |
| 23/12/2024 | BALIMB | Indicative | 22/12/2024 | 23/12/2024 17:00 | 23/12/2024 16:33 |
| 24/12/2024 | BALIMB | Indicative | 23/12/2024 | 24/12/2024 17:00 | 24/12/2024 17:00 |
| 30/12/2024 | BALIMB | Indicative | 24/12/2024 | 30/12/2024 17:00 | 30/12/2024 09:17 |
| 30/12/2024 | BALIMB | Indicative | 25/12/2024 | 30/12/2024 17:00 | 30/12/2024 09:17 |
| 30/12/2024 | BALIMB | Indicative | 26/12/2024 | 30/12/2024 17:00 | 30/12/2024 09:17 |
| 30/12/2024 | BALIMB | Indicative | 27/12/2024 | 30/12/2024 17:00 | 30/12/2024 14:47 |
| 30/12/2024 | BALIMB | Indicative | 28/12/2024 | 30/12/2024 17:00 | 30/12/2024 15:54 |
| 30/12/2024 | BALIMB | Indicative | 29/12/2024 | 30/12/2024 17:00 | 30/12/2024 16:18 |
| 31/12/2024 | BALIMB | Indicative | 30/12/2024 | 31/12/2024 17:00 | 31/12/2024 16:49 |
| 02/01/2025 | BALIMB | Indicative | 31/12/2024 | 02/01/2025 17:00 | 02/01/2025 13:25 |

Table 33 – Indicative Settlement Publication times December 2024

Initial Settlement

| Operational Date | Market | Run | Period End Date | Target Date & Time | Publish Date & Time |
|------------------|--------|---------|-----------------|--------------------|---------------------|
| 08/10/2024 | BALIMB | Initial | 01/10/2024 | 08/10/2024 12.00 | 08/10/2024 11:10 |
| 09/10/2024 | BALIMB | Initial | 02/10/2024 | 09/10/2024 12.00 | 09/10/2024 11:03 |
| 10/10/2024 | BALIMB | Initial | 03/10/2024 | 10/10/2024 12.00 | 10/10/2024 11:07 |
| 11/10/2024 | BALIMB | Initial | 04/10/2024 | 11/10/2024 12.00 | 10/10/2024 16:41 |
| 11/10/2024 | BALIMB | Initial | 05/10/2024 | 11/10/2024 12.00 | 10/10/2024 17:23 |
| 11/10/2024 | BALIMB | Initial | 06/10/2024 | 11/10/2024 12.00 | 11/10/2024 11:04 |
| 14/10/2024 | BALIMB | Initial | 07/10/2024 | 14/10/2024 12.00 | 14/10/2024 11:26 |
| 15/10/2024 | BALIMB | Initial | 08/10/2024 | 15/10/2024 12.00 | 15/10/2024 11:19 |
| 16/10/2024 | BALIMB | Initial | 09/10/2024 | 16/10/2024 12.00 | 16/10/2024 11:27 |
| 17/10/2024 | BALIMB | Initial | 10/10/2024 | 17/10/2024 12.00 | 17/10/2024 10:32 |
| 18/10/2024 | BALIMB | Initial | 11/10/2024 | 18/10/2024 12.00 | 17/10/2024 16:26 |
| 18/10/2024 | BALIMB | Initial | 12/10/2024 | 18/10/2024 12.00 | 17/10/2024 16:58 |
| 18/10/2024 | BALIMB | Initial | 13/10/2024 | 18/10/2024 12.00 | 18/10/2024 11:38 |
| 21/10/2024 | BALIMB | Initial | 14/10/2024 | 21/10/2024 12.00 | 21/10/2024 11:01 |
| 22/10/2024 | BALIMB | Initial | 15/10/2024 | 22/10/2024 12.00 | 22/10/2024 11:19 |
| 23/10/2024 | BALIMB | Initial | 16/10/2024 | 23/10/2024 12.00 | 23/10/2024 11:05 |
| 24/10/2024 | BALIMB | Initial | 17/10/2024 | 24/10/2024 12.00 | 24/10/2024 11:32 |
| 25/10/2024 | BALIMB | Initial | 18/10/2024 | 25/10/2024 12.00 | 24/10/2024 16:07 |
| 25/10/2024 | BALIMB | Initial | 19/10/2024 | 25/10/2024 12.00 | 24/10/2024 16:47 |
| 25/10/2024 | BALIMB | Initial | 20/10/2024 | 25/10/2024 12.00 | 25/10/2024 11:02 |
| 29/10/2024 | BALIMB | Initial | 21/10/2024 | 29/10/2024 12.00 | 29/10/2024 10:46 |
| 29/10/2024 | BALIMB | Initial | 22/10/2024 | 29/10/2024 12.00 | 29/10/2024 11:21 |
| 30/10/2024 | BALIMB | Initial | 23/10/2024 | 30/10/2024 12.00 | 30/10/2024 11:38 |
| 31/10/2024 | BALIMB | Initial | 24/10/2024 | 31/10/2024 12.00 | 31/10/2024 11:10 |
| 01/11/2024 | BALIMB | Initial | 25/10/2024 | 01/11/2024 12:00 | 31/10/2024 15:40 |
| 01/11/2024 | BALIMB | Initial | 26/10/2024 | 01/11/2024 12:00 | 31/10/2024 16:34 |
| 01/11/2024 | BALIMB | Initial | 27/10/2024 | 01/11/2024 12:00 | 01/11/2024 11:34 |
| 04/11/2024 | BALIMB | Initial | 28/10/2024 | 04/11/2024 12:00 | 04/11/2024 11:02 |
| 05/11/2024 | BALIMB | Initial | 29/10/2024 | 05/11/2024 12:00 | 05/11/2024 11:22 |
| 06/11/2024 | BALIMB | Initial | 30/10/2024 | 06/11/2024 12:00 | 06/11/2024 11:05 |
| 07/11/2024 | BALIMB | Initial | 31/10/2024 | 07/11/2024 12:00 | 07/11/2024 11:01 |

Table 34 – Initial Settlement Publication times October 2024

| Operational Date | Market | Run | Period End Date | Target Date & Time | Publish Date & Time |
|------------------|--------|---------|-----------------|--------------------|---------------------|
| 08/11/2024 | BALIMB | Initial | 01/11/2024 | 08/11/2024 12:00 | 07/11/2024 14:38 |
| 08/11/2024 | BALIMB | Initial | 02/11/2024 | 08/11/2024 12:00 | 07/11/2024 16:05 |
| 08/11/2024 | BALIMB | Initial | 03/11/2024 | 08/11/2024 12:00 | 08/11/2024 11:01 |
| 11/11/2024 | BALIMB | Initial | 04/11/2024 | 11/11/2024 12:00 | 11/11/2024 11:03 |
| 12/11/2024 | BALIMB | Initial | 05/11/2024 | 12/11/2024 12:00 | 12/11/2024 10:43 |
| 13/11/2024 | BALIMB | Initial | 06/11/2024 | 13/11/2024 12:00 | 13/11/2024 11:02 |
| 14/11/2024 | BALIMB | Initial | 07/11/2024 | 14/11/2024 12:00 | 14/11/2024 11:01 |
| 15/11/2024 | BALIMB | Initial | 08/11/2024 | 15/11/2024 12:00 | 14/11/2024 14:37 |
| 15/11/2024 | BALIMB | Initial | 09/11/2024 | 15/11/2024 12:00 | 14/11/2024 15:36 |
| 15/11/2024 | BALIMB | Initial | 10/11/2024 | 15/11/2024 12:00 | 15/11/2024 11:07 |
| 18/11/2024 | BALIMB | Initial | 11/11/2024 | 18/11/2024 12:00 | 18/11/2024 11:53 |
| 19/11/2024 | BALIMB | Initial | 12/11/2024 | 19/11/2024 12:00 | 19/11/2024 11:25 |
| 20/11/2024 | BALIMB | Initial | 13/11/2024 | 20/11/2024 12:00 | 20/11/2024 11:29 |
| 21/11/2024 | BALIMB | Initial | 14/11/2024 | 21/11/2024 12:00 | 21/11/2024 11:17 |
| 22/11/2024 | BALIMB | Initial | 15/11/2024 | 22/11/2024 12:00 | 21/11/2024 15:38 |
| 22/11/2024 | BALIMB | Initial | 16/11/2024 | 22/11/2024 12:00 | 21/11/2024 16:36 |
| 22/11/2024 | BALIMB | Initial | 17/11/2024 | 22/11/2024 12:00 | 22/11/2024 11:24 |
| 25/11/2024 | BALIMB | Initial | 18/11/2024 | 25/11/2024 12:00 | 25/11/2024 11:28 |
| 26/11/2024 | BALIMB | Initial | 19/11/2024 | 26/11/2024 12:00 | 26/11/2024 11:23 |
| 27/11/2024 | BALIMB | Initial | 20/11/2024 | 27/11/2024 12:00 | 27/11/2024 10:52 |
| 28/11/2024 | BALIMB | Initial | 21/11/2024 | 28/11/2024 12:00 | 28/11/2024 11:21 |
| 29/11/2024 | BALIMB | Initial | 22/11/2024 | 29/11/2024 12:00 | 28/11/2024 16:24 |
| 29/11/2024 | BALIMB | Initial | 23/11/2024 | 29/11/2024 12:00 | 28/11/2024 16:48 |
| 29/11/2024 | BALIMB | Initial | 24/11/2024 | 29/11/2024 12:00 | 29/11/2024 11:20 |
| 02/12/2024 | BALIMB | Initial | 25/11/2024 | 02/12/2024 12:00 | 02/12/2024 11:39 |
| 03/12/2024 | BALIMB | Initial | 26/11/2024 | 03/12/2024 12:00 | 03/12/2024 11:01 |
| 04/12/2024 | BALIMB | Initial | 27/11/2024 | 04/12/2024 12:00 | 04/12/2024 11:01 |
| 05/12/2024 | BALIMB | Initial | 28/11/2024 | 05/12/2024 12:00 | 05/12/2024 11:44 |
| 06/12/2024 | BALIMB | Initial | 29/11/2024 | 06/12/2024 12:00 | 05/12/2024 15:03 |
| 06/12/2024 | BALIMB | Initial | 30/11/2024 | 06/12/2024 12:00 | 05/12/2024 16:05 |

Table 35 – Initial Settlement Publication times November 2024

| Operational Date | Market | Run | Period End Date | Target Date & Time | Publish Date & Time |
|------------------|--------|---------|-----------------|--------------------|---------------------|
| 06/12/2024 | BALIMB | Initial | 01/12/2024 | 06/12/2024 12:00 | 06/12/2024 11:21 |
| 09/12/2024 | BALIMB | Initial | 02/12/2024 | 09/12/2024 12:00 | 09/12/2024 11:26 |
| 10/12/2024 | BALIMB | Initial | 03/12/2024 | 10/12/2024 12:00 | 10/12/2024 11:13 |
| 11/12/2024 | BALIMB | Initial | 04/12/2024 | 11/12/2024 12:00 | 11/12/2024 11:24 |
| 12/12/2024 | BALIMB | Initial | 05/12/2024 | 12/12/2024 12:00 | 12/12/2024 11:37 |
| 13/12/2024 | BALIMB | Initial | 06/12/2024 | 13/12/2024 12:00 | 12/12/2024 15:31 |
| 13/12/2024 | BALIMB | Initial | 07/12/2024 | 13/12/2024 12:00 | 12/12/2024 15:51 |
| 13/12/2024 | BALIMB | Initial | 08/12/2024 | 13/12/2024 12:00 | 13/12/2024 11:01 |
| 16/12/2024 | BALIMB | Initial | 09/12/2024 | 16/12/2024 12:00 | 16/12/2024 11:34 |
| 17/12/2024 | BALIMB | Initial | 10/12/2024 | 17/12/2024 12:00 | 17/12/2024 11:31 |
| 18/12/2024 | BALIMB | Initial | 11/12/2024 | 18/12/2024 12:00 | 18/12/2024 10:40 |
| 19/12/2024 | BALIMB | Initial | 12/12/2024 | 19/12/2024 12:00 | 19/12/2024 11:36 |
| 20/12/2024 | BALIMB | Initial | 13/12/2024 | 20/12/2024 12:00 | 19/12/2024 15:11 |
| 20/12/2024 | BALIMB | Initial | 14/12/2024 | 20/12/2024 12:00 | 19/12/2024 16:20 |
| 20/12/2024 | BALIMB | Initial | 15/12/2024 | 20/12/2024 12:00 | 20/12/2024 11:00 |
| 23/12/2024 | BALIMB | Initial | 16/12/2024 | 23/12/2024 12:00 | 23/12/2024 11:27 |
| 24/12/2024 | BALIMB | Initial | 17/12/2024 | 24/12/2024 12:00 | 24/12/2024 11:17 |
| 30/12/2024 | BALIMB | Initial | 18/12/2024 | 30/12/2024 12:00 | 30/12/2024 10:04 |
| 30/12/2024 | BALIMB | Initial | 19/12/2024 | 30/12/2024 12:00 | 30/12/2024 10:04 |
| 30/12/2024 | BALIMB | Initial | 20/12/2024 | 30/12/2024 12:00 | 30/12/2024 10:04 |
| 30/12/2024 | BALIMB | Initial | 21/12/2024 | 30/12/2024 12:00 | 30/12/2024 10:04 |
| 30/12/2024 | BALIMB | Initial | 22/12/2024 | 30/12/2024 12:00 | 30/12/2024 10:04 |
| 30/12/2024 | BALIMB | Initial | 23/12/2024 | 30/12/2024 12:00 | 30/12/2024 16:35 |
| 31/12/2024 | BALIMB | Initial | 24/12/2024 | 31/12/2024 12:00 | 31/12/2024 11:16 |
| 02/01/2025 | BALIMB | Initial | 25/12/2024 | 02/01/2025 12:00 | 02/01/2025 11:23 |
| 02/01/2025 | BALIMB | Initial | 26/12/2024 | 02/01/2025 12:00 | 02/01/2025 12:39 |
| 03/01/2025 | BALIMB | Initial | 27/12/2024 | 03/01/2025 12:00 | 02/01/2025 15:10 |
| 03/01/2025 | BALIMB | Initial | 28/12/2024 | 03/01/2025 12:00 | 02/01/2025 15:49 |
| 03/01/2025 | BALIMB | Initial | 29/12/2024 | 03/01/2025 12:00 | 03/01/2025 11:25 |
| 06/01/2025 | BALIMB | Initial | 30/12/2024 | 06/01/2025 12:00 | 06/01/2025 11:01 |
| 07/01/2025 | BALIMB | Initial | 31/12/2024 | 07/01/2025 12:00 | 07/01/2025 11:01 |

Table 36 – Initial Settlement Publication times December 2024

13 Appendix D: List of Queries by Type

| Date Sent | Due Date | Query Ref No. | Charge Component |
|------------|------------|---------------|------------------|
| 02/10/2024 | 30/10/2024 | #21216 | CIMB |
| 02/10/2024 | 30/10/2024 | #21221 | CCP |
| 03/10/2024 | 31/10/2024 | #21233 | CIMB |
| 03/10/2024 | 31/10/2024 | #21242 | CIMB |
| 03/10/2024 | 31/10/2024 | #21244 | CIMB |
| 03/10/2024 | 31/10/2024 | #21245 | CCP |
| 07/10/2024 | 04/11/2024 | #21262 | CIMB |
| 08/10/2024 | 05/11/2024 | #21279 | CIMB |
| 09/10/2024 | 06/11/2024 | #21289 | CFC |
| 14/10/2024 | 11/11/2024 | #21315 | CIMB |
| 18/10/2024 | 15/11/2024 | #21351 | CDISCOUNT |
| 18/10/2024 | 15/11/2024 | #21355 | CUNIMB |
| 22/10/2024 | 19/11/2024 | #21375 | CPREMIUM |
| 24/10/2024 | 21/11/2024 | #21401 | CCP |
| 24/10/2024 | 21/11/2024 | #21403 | CCC |
| 29/10/2024 | 25/11/2024 | #21431 | CIMB |
| 05/11/2024 | 16/12/2024 | #21483 | CFC |
| 11/11/2024 | 06/12/2024 | #21532 | CCP |
| 11/11/2024 | 06/12/2024 | #21534 | CCP |
| 11/11/2024 | 06/12/2024 | #21536 | CCP |
| 11/11/2024 | 06/12/2024 | #21533 | CCP |
| 11/11/2024 | 06/12/2024 | #21535 | CCP |
| 11/11/2024 | 06/12/2024 | #21538 | CCP |
| 11/11/2024 | 06/12/2024 | #21539 | CCP |
| 11/11/2024 | 06/12/2024 | #21540 | CCP |
| 12/11/2024 | 09/12/2024 | #21544 | CIMB |
| 13/11/2024 | 10/12/2024 | 21579 | CCP |
| 13/11/2024 | 10/12/2024 | #21588 | CIMB |
| 21/11/2024 | 18/12/2024 | #21643 | CDISCOUNT |
| 21/11/2024 | 06/01/2025 | #21646 | CPREMIUM |
| 22/11/2024 | 19/12/2024 | #21656 | CDISCOUNT |
| 22/11/2024 | 19/12/2024 | #21658 | CDISCOUNT |
| 22/11/2024 | 19/12/2024 | #21655 | CDISCOUNT |
| 22/11/2024 | 19/12/2024 | #21657 | CDISCOUNT |
| 22/11/2024 | 19/12/2024 | #21659 | CDISCOUNT |
| 22/11/2024 | 19/12/2024 | #21660 | CDISCOUNT |
| 22/11/2024 | 19/12/2024 | #21661 | CDISCOUNT |
| 22/11/2024 | 19/12/2024 | #21663 | CDISCOUNT |

| | | | |
|------------|------------|--------|-----------|
| 22/11/2024 | 19/12/2024 | #21662 | CDISCOUNT |
| 22/11/2024 | 19/12/2024 | #21664 | CDISCOUNT |
| 22/11/2024 | 19/12/2024 | #21665 | CUNIMB |
| 22/11/2024 | 19/12/2024 | #21666 | CDISCOUNT |
| 22/11/2024 | 19/12/2024 | #21667 | CDISCOUNT |
| 22/11/2024 | 19/12/2024 | #21668 | CUNIMB |
| 25/11/2024 | 20/12/2024 | #21681 | CDISCOUNT |
| 25/11/2024 | 20/12/2024 | #21682 | CDISCOUNT |
| 27/11/2024 | 24/12/2024 | #21700 | CCP |
| 27/11/2024 | 24/12/2024 | #21703 | CCP |
| 27/11/2024 | 10/01/2025 | #21707 | CPREMIUM |
| 28/11/2024 | 30/12/2024 | #21721 | CUNIMB |
| 03/12/2024 | 02/01/2025 | #21771 | CIMB |
| 05/12/2024 | 20/01/2025 | #21786 | CDISCOUNT |
| 10/12/2024 | 09/01/2025 | #21815 | CPREMIUM |
| 16/12/2024 | 15/01/2025 | #21864 | CIMB |
| 20/12/2024 | 21/01/2025 | #21917 | CCP |
| 17/12/2024 | 16/01/2025 | #21868 | CDIFFCNP |

Table 37 - Upheld Queries: October – December 2024

| Date Sent | Due Date | Query Ref No. | Charge Component |
|------------|------------|---------------|------------------|
| 01/10/2024 | 29/10/2024 | #21212 | CPREMIUM |
| 02/10/2024 | 30/10/2024 | #21225 | CDISCOUNT |
| 11/10/2024 | 08/11/2024 | #21299 | CIMB |
| 15/10/2024 | 12/11/2024 | #21329 | CUNIMB |
| 21/10/2024 | 18/11/2024 | #21370 | CDISCOUNT |
| 21/10/2024 | 18/11/2024 | #21368 | CDISCOUNT |
| 21/10/2024 | 18/11/2024 | #21374 | CIMB |
| 04/11/2024 | 29/11/2024 | #21470 | CUNIMB |
| 04/11/2024 | 29/11/2024 | #21478 | CCURL |
| 13/11/2024 | 10/12/2024 | #21578 | CDISCOUNT |
| 15/11/2024 | 12/12/2024 | #21598 | CDISCOUNT |
| 20/11/2024 | 17/12/2024 | #21631 | CDISCOUNT |
| 22/11/2024 | 19/12/2024 | #21651 | CUNIMB |
| 02/12/2024 | 31/12/2024 | #21749 | CCP |
| 03/12/2024 | 02/01/2025 | #21766 | CIMB |
| 10/12/2024 | 09/01/2025 | #21816 | CFC |
| 11/12/2024 | 10/01/2025 | #21826 | CDISCOUNT |
| 17/12/2024 | 16/01/2025 | #21867 | CFC |
| 17/12/2024 | 16/01/2025 | #21872 | CIMB |
| 18/12/2024 | 17/01/2025 | #21893 | CDIFFCNP |

Table 38– Not Upheld Queries: October – December 2024

| Date Sent | Due Date | Query Ref No. | Charge Component |
|------------|------------|---------------|------------------|
| 04/12/2024 | 03/01/2025 | #21784 | CIMB |
| 18/12/2024 | 17/01/2025 | #21891 | CUNIMB |
| 23/12/2024 | 22/01/2025 | #21921 | CEADSUIMB |
| 19/12/2024 | 20/01/2025 | #21901 | CIMB |

Table 39 – Under review Queries: October – December 2024

| Date Sent | Due Date | Query Ref No. | Charge Component |
|------------|------------|---------------|------------------|
| 19/12/2024 | 20/01/2025 | #21900 | CDIFFCNP |

Table 40 – Withdrawn Queries: October – December 2024

| Date Sent | Due Date | Query Ref No. | Charge Component |
|------------|------------|---------------|------------------|
| 18/11/2024 | 13/12/2024 | #21612 | CCP |

Table 41 – Rejected Queries: October – December 2024