

# I-SEM Data Publication Guide

## ISSUE 2.0

### **COPYRIGHT NOTICE**

All rights reserved. This entire publication is subject to the laws of copyright. This publication may not be reproduced or transmitted in any form or by any means, electronic or manual, including photocopying without the prior written permission of EirGrid plc and SONI Limited.

### **DOCUMENT DISCLAIMER**

Every care and precaution is taken to ensure the accuracy of the information provided herein but such information is provided without warranties express, implied or otherwise howsoever arising and EirGrid plc and SONI Limited to the fullest extent permitted by law shall not be liable for any inaccuracies, errors, omissions or misleading information contained herein.

# Table of Contents

Table of Contents.....	2
Table of Tables .....	6
1 Disclaimer and Content Information.....	9
2 Introduction and Background .....	10
2.1 Scope of this Document .....	10
2.2 Structure of the I-SEM Data Publication Guide.....	10
2.2.1 Data Publication Guide Sections Overview .....	10
2.2.2 Availability of Information in the Data Publication guide.....	12
3 Data Publication Types.....	13
3.1.1 An Overview of Data Publication Types.....	13
4 Data Publication Report Formats, Delivery Types, and Access Mechanisms .....	14
4.1 Data Publication Formats .....	14
4.2 Data Publication Delivery Types.....	14
4.3 Data Publication Access Mechanisms.....	15
4.3.1 Type 2 Access Mechanism .....	15
4.3.2 Type 3 Access Mechanism .....	17
5 Capacity Market Publications .....	18
5.1 Capacity Market Development .....	18
5.2 Capacity Market Data.....	18
5.2.1 Registration.....	18
5.2.2 Capacity Qualification .....	19
5.2.3 Capacity Auctions .....	19
5.2.4 Capacity Settlement Parameters.....	19
6 Ex-Ante Market (SEMOpX) Publications .....	20
6.1 Ex-Ante Market Development.....	20
6.2 Ex-Ante Market Data.....	20
6.2.1 Auction Results .....	20
6.2.2 Continuous Trading Results .....	21
7 Balancing Market Publications.....	22
7.1 Balancing Market Development.....	22
7.2 Balancing Market Data .....	22
7.2.1 Registration.....	22
7.2.2 Forecast Data .....	23
7.2.3 Inputs, Commercial and Technical Offer Data .....	23
7.2.4 Settlement Data .....	25
7.2.5 Other.....	27
7.2.6 Operational Reports .....	27
7.3 Market Methodologies and Processes.....	27
7.3.1 Methodologies.....	27
7.3.1 Operational processes .....	28
7.4 Market Operator Performance.....	28
7.4.1 Market Operator Performance.....	28
8 Appendix A: Capacity Market Publication Details .....	29
8.1 Capacity Market Development .....	29
8.1.1 CM-001: Capacity Market Code (Including Agreed procedures) .....	29
8.1.2 CM-002: Effective Modifications Not Yet incorporated Into The Capacity Market Code .....	29
8.1.3 CM-003: Modification Finalisation Date for a Capacity Auction .....	29
8.1.4 CM-004: Modification Proposal and Associated Status.....	29
8.1.5 CM-005: Regulatory Authority Notices .....	30
8.1.6 CM-006: Quarterly Report on status of Modification Proposals.....	30
8.1.7 CM-007: Decision on Modification Proposal .....	30
8.1.8 CM-008: Modification proposal Form.....	30
8.1.9 CM-009: Capacity Auction Monitor, Terms of Reference .....	30
8.1.10 CM-010: Capacity Auction Audit report (non-Confidential).....	31
8.1.11 CM-011: Dispute Process Timetable .....	31
8.1.12 CM-012: Notice of Dispute Form .....	31
8.1.13 CM-013: Panel Chair, Panel Members and Associated CVs .....	31
8.2 Capacity Market Data.....	32
8.2.1 CM-014: List of Capacity Market Code Parties and Participants .....	32
8.2.2 CM-015: Notice of Making or Lifting a Suspension Order .....	32
8.2.3 CM-016: Termination Order .....	32
8.2.4 CM-017: Accession Fees and Participation Fees .....	32
8.2.5 CM-018: Qualification Charge, Fixed System Operator Charge and Variable System Operator Charge .....	33
8.2.6 CM-019: Market Qualification report.....	33
8.2.7 CM-020: Reporting Schedule for Awarded New Capacity.....	34
8.2.8 CM-021: Implementation Progress Reports Form.....	34
8.2.9 CM-022: Notice of Termination of Awarded Capacity .....	34
8.2.10 CM-023: Capacity Auction Timetable .....	34

8.2.11	CM-024: Capacity Auction Information Pack .....	35
8.2.12	CM-025: Cancellation of capacity Auction .....	35
8.2.13	CM-027: Capacity Auction results .....	35
8.2.14	CM-028: Amended Capacity Auction timetable Following General Systems Failure .....	36
8.2.15	CM-029: Updated Annual Capacity Payment Exchange Rate and Monthly Capacity Payment Exchange Rates .....	36
8.2.16	CM-030: Capacity Auction results – Constraints Data .....	37
9	<b>Appendix B: Ex-Ante (SEMOpx) Market Publication Details .....</b>	<b>38</b>
9.1	Ex-Ante (SEMOpx) Market Development .....	38
9.1.1	EA-010: SEMOpx Rules (including Operating Procedures) .....	38
9.1.2	EA-011: Schedule and dates of Modification Panel meetings .....	38
9.1.3	EA-012: Modification Proposal .....	38
9.1.4	EA-013: Public Consultation on Modification Proposal .....	38
9.1.5	EA-014: Responses to Public Consultation on Modification Proposal .....	39
9.1.6	EA-015: Further information on Modification Proposal .....	39
9.1.7	EA-016: Final Recommendation Report .....	39
9.1.8	EA-017: Regulatory Authority decision on Final Modification Recommendation .....	39
9.1.9	EA-018: Members and Chairperson of the Modification Committee .....	40
9.1.10	EA-019: Terms of Reference for Market Operator Audit .....	40
9.1.11	EA-020: Audit Report .....	40
9.2	Ex-Ante (SEMOpx) Market Data .....	40
9.2.1	EA-001: ETS Market Results .....	40
9.2.2	EA-002: ETS Bid File .....	46
9.2.3	EA-003: Block Bid Order File .....	48
9.2.4	EA-004: Bid/Ask Curves .....	48
9.2.5	EA-006: Exchange Transparency .....	50
9.2.6	EA-007: Intraday Market Results Trade .....	51
9.2.7	EA-008: Intraday Market Results Order .....	52
9.2.8	EA-009: Intraday Market Results Statistics .....	55
10	<b>Appendix C: Balancing Market Publication Details .....</b>	<b>58</b>
10.1	Balancing Market Development .....	58
10.1.1	BM-118: Trading and Settlement Code (including Agreed Procedures) .....	58
10.1.2	BM-119: Schedule and dates of Modification Panel meetings .....	58
10.1.3	BM-120: Modification Proposal .....	58
10.1.4	BM-121: Public Consultation on Modification Proposal .....	58
10.1.5	BM-122: Responses to Public Consultation on Modification Proposal .....	59
10.1.6	BM-123: Further information on Modification Proposal .....	59
10.1.7	BM-124: Final Recommendation Report .....	59
10.1.8	BM-125: Regulatory Authority decision on Final Modification Recommendation .....	59
10.1.9	BM-126: Members and Chairperson of the Modification Committee .....	59
10.1.10	BM-127: Terms of Reference for Market Operator Audit .....	60
10.1.11	BM-128: Audit Report .....	60
10.2	Balancing Market Data .....	60
10.2.1	BM-001: List of Registered Units Report .....	60
10.2.2	BM-002: List of Registered Parties Report .....	61
10.2.3	BM-003: Registered Capacity Report .....	61
10.2.4	BM-004: Making or Lifting of a Suspension Order .....	62
10.2.5	BM-005: Termination Order .....	62
10.2.6	BM-006: Accession Fees and participation Fees .....	62
10.2.7	BM-007: Supplier Suspension Delay Period .....	62
10.2.8	BM-008: Generator Suspension Delay period .....	63
10.2.9	BM-009: Annual Load Forecast Report .....	63
10.2.10	BM-010: Daily Load Forecast Summary Report .....	63
10.2.11	BM-011: Monthly Load Forecast and Assumptions Report .....	64
10.2.12	BM-012: Four Day Rolling Wind Unit Forecast Report .....	64
10.2.13	BM-013: Four Day Aggregated Rolling Wind Unit Forecast Report .....	65
10.2.14	BM-014: Forecast Imbalance Report .....	66
10.2.15	BM-015: Net Imbalance Volume Forecast Report .....	66
10.2.16	BM-016: Aggregated Wind Forecast Report .....	67
10.2.17	BM-018: Daily Interconnector NTC Report .....	67
10.2.18	BM-019: Annual Combined Loss Adjustment Factor Report .....	68
10.2.19	BM-020: Aggregated Final Physical Notifications Report .....	68
10.2.20	BM-021: Anonymised Inc / Dec Curves Report .....	69
10.2.21	BM-022: System Shortfall Imbalance Index & flattening Factor .....	69
10.2.22	BM-023: Final Physical Notifications Report .....	70
10.2.23	BM-024: Generator Unit Under Test Notice .....	71
10.2.24	BM-025: Imbalance Price Report (Imbalance Pricing Period) .....	71
10.2.25	BM-026: Imbalance Price Report (Imbalance Settlement Period) .....	71
10.2.26	BM-027: Information Imbalance Price .....	72
10.2.27	BM-028: Price Materiality Threshold .....	72
10.2.28	BM-029: Settlement Recalculation Threshold .....	72
10.2.29	BM-030: Imbalance Weighting Factor .....	73
10.2.30	BM-031: De Minimis Acceptance Threshold .....	73
10.2.31	BM-032: Daily Technical Offer Data Report .....	73
10.2.32	BM-033: Forecast Availability Report .....	76

10.2.33	BM-034: Commercial Offer Data Report.....	77
10.2.34	BM-036: Daily Demand Control Data Transaction Report.....	78
10.2.35	BM-037: Daily Dispatch Instructions (D+1) Report .....	79
10.2.36	BM-038: Daily Dispatch Instructions (D+4) Report .....	80
10.2.37	BM-039: Tracked Difference Payment Shortfall Amount.....	80
10.2.38	BM-040: Carbon Price.....	81
10.2.39	BM-041: Natural Gas Fuel Price.....	81
10.2.40	BM-042: Oil Fuel Price .....	81
10.2.41	BM-043: Peaking Unit THEoretical Efficiency .....	81
10.2.42	BM-044: Natural Gas Carbon Intensity Factor .....	81
10.2.43	BM-045: Oil Carbon Intensity Factor .....	82
10.2.44	BM-046: Aggregated Settlement Period .....	82
10.2.45	BM-047: Annual Stop-Loss Limit Factor .....	82
10.2.46	BM-048: Billing Period Stop-Loss Limit Factor.....	82
10.2.47	BM-049: Total Capacity Awarded .....	82
10.2.48	BM-050: Response Period Duration .....	83
10.2.49	BM-051: Annual Capacity charge Exchange Rate.....	83
10.2.50	BM-052: Capacity Duration Exchange Rate .....	83
10.2.51	BM-053: Capacity Charge Metered Quantity Factor .....	83
10.2.52	BM-054: Supplier Capacity Charge price.....	84
10.2.53	BM-055: Difference Payment Socialisation Multiplier.....	84
10.2.54	BM-056: Market Price Cap .....	84
10.2.55	BM-057: Market Price Floor .....	84
10.2.56	BM-058: Residual meter Volume Intervan Proportion.....	84
10.2.57	BM-059: Residual Error Volume Price.....	85
10.2.58	BM-060: Fixed Market Operator Charge (supplier Unit).....	85
10.2.59	BM-061: Fixed Market Operator Charge (Generator Unit) .....	85
10.2.60	BM-062: Variable Market Operator Price.....	85
10.2.61	BM-063: Engineering Tolerance.....	86
10.2.62	BM-064: MW Tolerance .....	86
10.2.63	BM-065: System Per Unit Regulation Factor .....	86
10.2.64	BM-066: DOG/PUG/TOLOG/TOLUG for Over/Under Generation.....	86
10.2.65	BM-067: Transmission Loss Adjustment Factor .....	87
10.2.66	BM-068: Distribution Loss Adjustment Factor .....	87
10.2.67	BM-069: Combined Loss Adjustment Factor .....	87
10.2.68	BM-070: Imperfections Price .....	88
10.2.69	BM-071: Imperfections charge Factor .....	88
10.2.70	BM-072: Testing Tariff.....	88
10.2.71	BM-073: Schedule of Testing Tariffs .....	88
10.2.72	BM-074: Fixed Credit Requirement, in respect of Generator and/or Supplier Units.....	88
10.2.73	BM-075: Days in Historical Assessment Period.....	89
10.2.74	BM-076: Analysis Percentile Parameter .....	89
10.2.75	BM-077: Credit Cover Adjustment Trigger.....	89
10.2.76	BM-078: Currency Cost Price.....	89
10.2.77	BM-079: Currency Cost Change Factor.....	90
10.2.78	BM-080: Annual Maintenance Schedule – Transmission Line Outage.....	90
10.2.79	BM-081: Two Year Maintenance Schedule – Generator outages Schedule.....	90
10.2.80	BM-082: Monthly Maintenance Schedule – Generator Unit Outages .....	90
10.2.81	BM-083: Monthly Maintenance Schedule – Transmission System Line Outages.....	90
10.2.82	BM-084: Daily Trading Exchange Rate Report.....	91
10.3	Settlement Data .....	91
10.3.1	BM-085: Settlement Calendar .....	91
10.3.2	BM-086: Daily Meter Data Report .....	93
10.3.3	BM-087: Initial Interconnector Flows and Residual Capacity Report.....	93
10.3.4	BM-088: Daily Transmission Outage Schedule Report.....	94
10.3.5	BM-089: Average System Frequency Report .....	94
10.3.6	BM-090: SO Interconnector Trades Report .....	95
10.3.7	BM-091: Unit Data Report.....	95
10.3.8	BM-094: Metered Volumes by Jurisdiction .....	96
10.3.9	BM-095: Balancing and Imbalance Market Cost View Report.....	97
10.3.10	BM-096: Dispatch Quantity .....	97
10.3.11	BM-098: Aggregated Contracted Quantities for Generation Report.....	98
10.3.12	BM-099: Aggregated Contracted Quantities for Demand Report .....	98
10.3.13	BM-100: Aggregated Contracted Quantities for Wind Report.....	99
10.3.14	BM-101: Average Outturn Availability .....	100
10.3.15	BM-159: Outturn Availability .....	100
10.3.16	BM-160: Hourly Dispatch Instructions Report.....	101
10.3.17	BM-161: Hourly SO Interconnector Trades Report .....	101
10.3.18	BM-102: Unit Under Test.....	102
10.3.19	BM-103: Energy Market Financial Publication – Indicative .....	102
10.3.20	BM-104: Energy Market Financial Publication – Initial .....	103
10.3.21	BM-105: Capacity Payments by Market.....	103
10.3.22	BM-106: Capacity Payments by Unit .....	104
10.3.23	BM-107: Daily Generator Unit Technical Characteristic Data Transaction Report.....	105
10.3.24	BM-108: Credit Assessment Price.....	105

10.3.25	BM-109: Billing Period Undefined Potential Exposure Quantity .....	106
10.3.26	BM-110: Trading Payments and Charges.....	106
10.3.27	BM-111: Capacity Quantity Scaling factor .....	106
10.3.28	BM-112: Required Capacity Quantity .....	106
10.3.29	BM-113: Reserve Adjustment Capacity.....	106
10.3.30	BM-145: Energy Market Information Publication – Indicative.....	107
10.3.31	BM-146: Energy Market Information Publication – Initial.....	107
10.3.32	BM-147: Capacity Market Information Publication – Indicative .....	108
10.3.33	BM-148: Capacity Market Information Publication – Initial.....	108
10.3.34	BM-149: Capacity Market Financial Publication – Indicative.....	109
10.3.35	BM-150: Capacity Market Financial Publication – Initial.....	109
10.3.36	BM-151: Metered Generation Information Publication - Indicative .....	109
10.3.37	BM-152: Metered Generation Information Publication – Initial .....	110
10.3.38	BM-153: Make Whole Payments.....	110
10.3.39	BM-154: Cross Border Monthly Capacity Data .....	111
10.3.40	BM-155: Cross Border Weekly Energy Data.....	112
10.3.41	BM-115: Proposed Market Operator Isolated Market System Testing Schedule .....	113
10.3.42	BM-116: Calculations and Methodology used by the Market Operator during administered Settlement....	113
10.3.43	BM-117: Market Operator Performance Report .....	113
10.3.44	BM-130: Quarterly Renewable Dispatch Down (Constraint & Curtailment) .....	113
10.3.45	BM-131: Annual Renewable Dispatch Down (Constraint & Curtailment).....	114
10.3.46	BM-132: Quarterly Constraint Cost Outturn.....	114
10.3.47	BM-137: Monthly Constraint Update.....	114
10.3.48	BM-138: Weekly Constraint Update .....	114
10.3.49	BM-139: Ad Hoc Constraint Update .....	114
10.4	Balancing Market Methodologies and Processes .....	116
10.4.1	BM-129: Ad Hoc Constraint Update .....	116
10.4.2	BM-136: Balancing market Principles Statement.....	116
10.4.3	BM-146: Determination of Scheduling and Dispatch Policy Parameters .....	116
10.4.4	BM-147: System Operator and Non-Marginal Flagging .....	116
10.4.5	BM-140: Demand Forecasting.....	117
10.4.6	BM-141: Scheduling.....	117
10.4.7	BM-142: Dispatch .....	117
10.4.8	BM-143: Cross-Zonal Actions .....	117
10.4.9	BM-144: Wind Farm Controllability Categorisation .....	118
10.5	Balancing Market Operator Performance .....	118
10.5.1	BM-133: Annual All-Island Transmission System Performance Report.....	118
10.5.2	BM-134: Scheduling and Dispatch Policy Parameter Performance Report .....	118
10.5.3	BM-135: Annual Scheduling and Dispatch Process Audit Report .....	118

## Table of Tables

Table 1: Structure of the I-SEM Data Publication Guide .....	12
Table 2: An Overview of Data Publication Types.....	13
Table 3: Data Publication Formats.....	14
Table 4: Data Publication Access Mechanisms .....	15
Table 5: Capacity Market: Market Development Publications .....	18
Table 6: Capacity Market: Registration Publications .....	19
Table 7: Capacity Market: Capacity Qualification Publications.....	19
Table 8: Capacity Market: Capacity Auction Publications .....	19
Table 9: Capacity Market: Capacity Settlement Parameter Publications .....	19
Table 10: Ex-Ante Markets: Auction Results Publications.....	21
Table 11: Ex-Ante Markets: Continuous Trading Results Publications .....	21
Table 12: Balancing Market: Market Development Publications .....	22
Table 13: Balancing Market: Registration Publications .....	23
Table 14: Balancing Market: Forecast Publications.....	23
Table 15: Balancing Market: Inputs, Commercial, and Technical Offer Data Publications .....	25
Table 16: Balancing Market: Settlement Data Publications.....	27
Table 17: Balancing Market: Other Publications.....	27
Table 18: Balancing Market: Operational Reports.....	27
Table 19: Balancing Market: Methodologies.....	28
Table 20: Balancing Market: Operational Processes.....	28
Table 21: Balancing Market: Market Methodologies and Processes.....	28
Table 22: Market Qualification Report .....	34
Table 23: Capacity Auction Results Main Section .....	36
Table 24: Capacity Auction Results Footer Section .....	37
Table 29: List of Registered Units Report.....	61
Table 30: List of Registered Parties Report.....	61
Table 31: Registered Capacity Report.....	62
Table 32: Annual Load Forecast Report.....	63
Table 33: Daily Load Forecast Summary Report.....	64
Table 34: Monthly Load Forecast and Assumptions Report.....	64
Table 35: Four Day Rolling Wind Unit Forecast Report.....	65
Table 36: Four Day Aggregated Rolling Wind Unit Forecast Report.....	65
Table 37: Forecast Imbalance Report.....	66
Table 38: Net Imbalance Volume Forecast Report.....	67
Table 39: Aggregated Wind Forecast Report .....	67
Table 40: Daily Interconnector NTC Report.....	68
Table 41: Combined Loss Adjustment Factor Report.....	68
Table 42: Aggregated Physical Notifications Report .....	69
Table 43: Anonymised Inc/Dec Curves Report.....	69
Table 44: Daily Shortfall Imbalance Index & Flattening Factor Report .....	70
Table 45: Final Physical Notifications Report .....	70
Table 46: Imbalance Price Report (Imbalance Pricing Period).....	71
Table 47: Imbalance Price Report (Imbalance Settlement Period).....	72
Table 48: Daily Technical Offer Data Report - Standard Units .....	76
Table 49: Forecast Availability Report .....	77
Table 50: Commercial Offer Data Report – General Public.....	78
Table 51: Daily Demand Control Data Transaction Report .....	79
Table 52: Daily Dispatch Instructions (D+1) Report.....	80
Table 53: Daily Dispatch Instructions (D+4) Report.....	80
Table 54: Under/Over Generation Report Header Field Description .....	87
Table 55: Under/Over Generation Report Field Description.....	87
Table 56: Daily Trading Day Exchange Rate Report.....	91
Table 57: Settlement Calendar Header Field Description .....	92
Table 58: Settlement Calendar Field Description .....	92

Table 59: Daily Meter Data Report .....	93
Table 60: Initial Interconnector Flows and Residual Capacity Report .....	94
Table 61: Daily Transmission Outage Schedule Report .....	94
Table 62: Average System Frequency Report .....	95
Table 63: SO Interconnector Trades Report .....	95
Table 64: Unit Data Report .....	96
Table 65: Metered Volumes by Jurisdiction Report Header Field Description .....	97
Table 66: Metered Volumes by Jurisdiction Report .....	97
Table 67: Balance and Imbalance Market Cost View Field Description .....	97
Table 68: Dispatch Quantity .....	98
Table 69: Aggregated Contracted Quantities for Generation Report .....	98
Table 70: Aggregated Contracted Quantities for Demand Report .....	99
Table 71: Aggregated Contracted Quantities for Wind Report .....	100
Table 72: Average Outturn Availability Report .....	100
Table 73: Outturn Availability Report .....	101
Table 74: Hourly Dispatch Instructions Report .....	101
Table 75: Hourly SO Interconnector Trades Report .....	102
Table 76: Unit Under Test Report .....	102
Table 77: General Public Settlement Header Field Description .....	103
Table 78: General Public Settlement Detail Field Description .....	103
Table 79: Capacity Payments by Market Report Header Field Description .....	104
Table 80: Capacity Payments by Market Report Detail Field Description .....	104
Table 81: Capacity Payments by Unit Report - Header Field Description .....	104
Table 82: Capacity Payments by Unit Report - Detail Field Description .....	105
Table 83: Daily Generator Unit Technical Characteristics Data Transaction Report .....	105
Table 84: Energy Market Information Publication Header Field Description .....	107
Table 85: Energy Market Information Publication Detail Field Description .....	107
Table 86: Capacity Market Information Publication Header Field Description .....	108
Table 87: Capacity Market Information Publication Detail Field Description .....	108
Table 88: Capacity Market Financial Publication Header Field Description .....	109
Table 89: Capacity Market Financial Publication Detail Field Description .....	109
Table 90: Metered Generation Information Publication -Header Field Description .....	110
Table 91: Metered Generation Information Publication -Detail Field Description .....	110
Table 92: Make Whole Payments Report Header Field Description .....	111
Table 93: Make Whole Payments Report Detail Field Description .....	111
Table 94: Cross Border Monthly Capacity Report Header Field Description .....	112
Table 95: Cross Border Monthly Capacity Report Summary Field Description .....	112
Table 96: Cross Border Monthly Capacity Report Field Description .....	112
Table 97: Cross Border Energy Data Report Header Field Description .....	112
Table 98: Cross Border Energy Data Report Summary Field Description .....	112
Table 99: Cross Border Energy Data Report Field Description .....	113
Table 100: LTS Operational Schedule Report .....	115
Table 101: BM-163: RTIC Operational Schedule Report .....	116

## Document History

Version	Date	Author	Comment
1.0	05 May 2017	I-SEM Programme	Initial Release of I-SEM Data Publication Guide. Cross-Reference: Level 2 Milestone # 231
1.1	14 October 2017	I-SEM Programme	Incremental release of I-SEM Data Publication Guide.
1.2	01 December 2017	I-SEM Programme	Incremental release of I-SEM Data Publication Guide Cross-Reference: Level 2 Milestone # 7k
1.3	09 February 2018	I-SEM Programme	Incremental release of I-SEM Data Publication Guide Cross-Reference: Level 2 Milestone # 234a
2.0	28 March 2018	I-SEM Programme	Incremental release of I-SEM Data Publication Guide Cross-Reference: Level 2 Milestone # 234b

## Distribution List

Name
General Public



## 1 DISCLAIMER AND CONTENT INFORMATION

This document has been prepared to provide the general public with information about publicly available data from the Balancing market, Capacity market, and Ex-Ante (SEMO PX) market. The following disclaimers relate to the content of this document and any use by Market Participants or the general public of the information provided therein.

1. EirGrid and SONI accept no responsibility for decisions made or actions taken by Participants as a result of the information presented in this document or associated documents. Furthermore, EirGrid and SONI do not indemnify any commercial or organisational decisions made by Participants in relation to the information herein.
2. The information provided in this document is based on documentation and information provided by the technology systems vendors and service providers whose systems and services are used in the operations of the Balancing market, Capacity market, and Ex-Ante (SEMO PX) market.
3. Further changes to the data or access mechanisms presented in this document may change as a result of the ongoing work to design and build the public website and/or changes to the market design through the market modifications process. As such, EirGrid and SONI will be issuing updated versions of this document and any associated documents to reflect those changes.

## 2 INTRODUCTION AND BACKGROUND

### 2.1 SCOPE OF THIS DOCUMENT

The I-SEM Data Publication Guide provides details of the information published for and available to the general public by:

- EirGrid, as Transmission System Operator, as required to discharge its associated obligations in relation to the Capacity Market, as set out in the Capacity Market Code,
- SEMO, as Market Operator, as required to discharge its associated obligations in relation to the Balancing Market, as set out in the Trading and Settlement Code (TSC),
- SEMOpx, as a Nominated Electricity Market Operator (NEMO), as required to discharge its associated obligations in relation to Day Ahead Market and Intra-Day Market, as set out in the SEMOpx Rules.

### 2.2 STRUCTURE OF THE I-SEM DATA PUBLICATION GUIDE

#### 2.2.1 DATA PUBLICATION GUIDE SECTIONS OVERVIEW

The following table describes the sections within this Data Publication guide. It details the availability of the information within this issue and what additional information is to be provided in future issues.

Section #	Section Name	Content included in this Issue
1	<b>Disclaimer and Content Information</b> <i>Important information in relation to interpretation of the content presented in the I-SEM Data Publication Guide.</i>	<b>Issue 1</b> includes complete information on this topic.
2	<b>Introduction and Background</b> <i>Sets out the scope of the I-SEM Data Publication Guide and describes the structure of the document.</i>	<b>Issue 1</b> includes complete information on this topic.
3	<b>Data Publication Types</b> <i>Provides a definition of the data publication report types and how they are organised on the SEMO and SEMOpx website.</i>	<p><b>Issue 1</b> contains high level identification of the data publication report types.</p> <p><b>Issue 1.1</b> updates the list of data publication types.</p> <p><b>Issue 1.2</b> updates the list of data publication types.</p> <p><b>Issue 2.0</b> includes the final pre go-live version of how the data publication reports are organised on the SEMO and SEMOpx website.</p>

Section #	Section Name	Content included in this Issue
4	<b>Data Publication Report Formats and Access Mechanisms</b> <i>Provides a definition of the data publication report types and the mechanisms by which information will be access via the SEMO and SEMOpx website.</i>	<p><b>Issue 1</b> contains an overview of the data publication report formats</p> <p><b>Issue 2</b> includes information on and instructions for using the access mechanisms for acquiring the data publications on the SEMO and SEMOpx website via Type 2 and Type 3.</p> <p><b>Future Issues</b> may provide additional screenshots of the SEMO and SEMOpx websites for Type 2 Access Mechanisms.</p>
5	<b>Capacity Market Publications</b> <i>Provides a list of the data publications associated with 1) market development and 2) a list of data publications relating to market data (relating to the Capacity Market qualifications and auctions).</i>	<p><b>Issue 1</b> describes the list of data publications and how they are organised for the Capacity Market.</p> <p><b>Issue 1.1</b> includes complete information on this topic.</p> <p><b>Issue 1.3</b> includes one additional report.</p> <p><b>Issue 2</b> provides the complete information on this topic prior to the I-SEM arrangement go-live.</p>
6	<b>Ex-Ante Market Publications</b> <i>Provides a list of the data publications associated with 1) market development and 2) a list of data publications relating to market data (relating to trading in the Day Ahead Market and/or Intra-Day Market).</i>	<p><b>Issue 1</b> contains the list of data publications and how they are organised for the Ex-Ante (SEMOpx) Market.</p> <p><b>Issue 1.1</b> provides additional reports in this section.</p> <p><b>Issue 1.3</b> provides changes to the list of reports in this section and completes the information for this topic.</p> <p><b>Issue 2</b> provides the complete information on this topic prior to the I-SEM arrangement go-live.</p>
7	<b>Balancing Market Publications</b> <i>Provides a list of the data publications associated with the Balancing Market).</i>	<p><b>Issue 1</b> contains the list of data publications and how they are organised for the Balancing Market.</p> <p><b>Issue 1.1</b> provides additional reports in this section.</p> <p><b>Issue 1.2</b> provides updates to the list of reports.</p> <p><b>Issue 2</b> provides the complete information on this topic prior to the I-SEM arrangement go-live.</p>

Section #	Section Name	Content included in this Issue
App A	<b>Capacity Market Publication Details</b> <i>Provides the details for each data publication associated with the Capacity Market. This includes the report name, data types, report format, and the access mechanisms available for the report. Furthermore, where applicable, a sample report file or extract is provided.</i>	<p><b>Issue 1</b> does not include this detail.</p> <p><b>Issue 1.1</b> includes report specifications and sample files.</p> <p><b>Issue 1.2</b> includes minor updates to the reports.</p> <p><b>Issue 1.3</b> includes one additional report.</p> <p><b>Issue 2</b> provides the complete information on this topic prior to the I-SEM arrangement go-live.</p>
App B	<b>Ex-Ante Market Publication Details</b> <i>Provides the details for each data publication associated with the Ex-Ante (SEMOpX) Market. This includes the report name, data types, report format, and the access mechanisms available for the report. Furthermore, where applicable, a sample report file or extract is provided.</i>	<p><b>Issue 1</b> does not include this detail.</p> <p><b>Issue 1.3</b> contains the report specifications for the ex-ante reports from SEMOpX, including the scope, timing, and format of published reports. This issue also includes sample files.</p> <p><b>Issue 2</b> provides the complete information on this topic prior to the I-SEM arrangement go-live.</p>
App C	<b>Balancing Market Publication Details</b> <i>Provides the details for each data publication associated with the Balancing Market. This includes the report name, data types, report format, and the access mechanisms available for the report. Furthermore, where applicable, a sample report file or extract is provided.</i>	<p><b>Issue 1</b> does not include this detail.</p> <p><b>Issue 1.1</b> includes report specifications for some of these reports.</p> <p><b>Issue 1.2</b> includes new, changed, and removed reports, and sample files.</p> <p><b>Issue 2</b> provides the complete information on this topic prior to the I-SEM arrangement go-live.</p>

Table 1: Structure of the I-SEM Data Publication Guide

## 2.2.2 AVAILABILITY OF INFORMATION IN THE DATA PUBLICATION GUIDE

This Data Publication Guide is a living document and is subject to change as the SEMO Balancing Market, SEMO Capacity Market, and SEMOpX evolve. If there is information not yet available for publication, but known to the Market Operators and/or TSOs, it will be highlighted in this document using the format shown below.

**Note:** If information planned for inclusion in the Data Publication Guide is not yet available for a given issue, it will be noted throughout the document, highlighted by this colored frame.

### 3 DATA PUBLICATION TYPES

This section describes the types of data publications available to the general public and how those data publication types are organised and classified within the SEM-O website.

Many different data publications types will be available for the Balancing Market, Ex Ante Market (SEMOpX), and Capacity Market. The different types of data publications described in this section of the document may apply to all markets.

#### 3.1.1 AN OVERVIEW OF DATA PUBLICATION TYPES

Data Publication Type	Definition
Market Data	Data publications related to the input data and parameters used by the various markets for operations and the data resulting from the markets' operations
Market Development	Data publications related to the process by which the market rules (and associated obligations) are agreed, modified and reported on via the Modifications Committee, along with the processes by which Disputes are handled and Regulatory Authority decisions published.
Market Messages	Data publications (messages) which provide updates on the status of market operations. This includes notices on identifying pricing, settlement or invoicing delays, providing details of outages of the technology systems used in the operations of the market, and notification of resettlement activities.
Market Operator Performance	Data publications which provide information on the performance of market operations. This includes financial statistics, help desk call statistics, details of operational timing, and occurrence of occasional components such as disaster recovery.
Market Methodologies and Processes	Data publications that specify methodologies used in the calculation or formation of market data, and operational processes used by the market operators.

**Table 2: An Overview of Data Publication Types**

## 4 DATA PUBLICATION REPORT FORMATS, DELIVERY TYPES, AND ACCESS MECHANISMS

This section describes the different formats in which the data publications will be delivered and how the general public may access the data publications on the SEMO and SEMOpX website.

### 4.1 DATA PUBLICATION FORMATS

A variety of formats will be used to deliver data to the general public. The table below offers the list of applicable data publication types.

Format Code	Name	Description
CSV	Comma Separated Values	A CSV file stores tabular data (numbers and text) in plain text. Each line of the file is a data record. Each record consists of one or more fields, separated by commas. Some files may use semi-colon characters to separate values. When applicable, this will be noted.
XML	Extensible Markup Language	Extensible Markup Language (XML) is a markup language that defines a set of rules for encoding documents in a format that is both human-readable and machine-readable. <sup>1</sup> An XML file stores related data within a given hierarchy, described (marked up) by elements. The structure of the XML file is defined and validated by an XML schema (*.xsd).
PDF	Portable Document Format	The Portable Document Format (commonly referred to as PDF) is a file format used to present documents in a manner independent of application software, hardware, and operating systems. <sup>2</sup>
DOC	Microsoft Word Document	A document formatted for viewing in Microsoft Word. If the file extension is *.docx, this notates the file is compatible with the Office Open XML international standard for Office documents.
XLS	Microsoft Excel Document	A document formatted for viewing in Microsoft Excel.

Table 3: Data Publication Formats

### 4.2 DATA PUBLICATION DELIVERY TYPES

<sup>1</sup> XML 1.0 Specification. World Wide Web Consortium. Retrieved 22 August 2010.

<sup>2</sup> Adobe Systems Incorporated, PDF Reference, 6<sup>th</sup> Editions, version 1.23, Nov 2006, p33

The delivery type for a data publication characterizes the nature of how the data are stored and presented by the SEMO and SEMOpX website and how the general public may retrieve them. There are two delivery types: static and dynamic.

1. **Static data publication delivery** type is for those publications that are created by the particular market system or market process and uploaded to the SEMO and SEMOpX website for retrieval individually by the general public. These publications can be delivered in a variety of formats.
2. **Dynamic data publications** are those publications that are created by the particular market system or market process and whose data are uploaded to the SEMO and SEMOpX website for retrieval by the general public using a search/filter function. These publications can be delivered in a variety of formats.

#### 4.3 DATA PUBLICATION ACCESS MECHANISMS

A variety of access mechanisms will be provided to the general public for acquiring the various data publications via the SEMO and SEMOpX website. Currently, the following methods are planned.

Method	Details
Type 2 (browser-based) retrieval	<p><i>For <b>static data publication delivery</b>, this mechanism provides the general public with a webpage, or series of web pages, that list the available data publication for download, with a hyperlink for downloading the given report.</i></p> <p><i>For <b>dynamic data publication delivery</b>, this mechanism provides the general public with a webpage, or series of web pages, that allow the user to query specific data publications with a given set of filter criteria. This webpage then lists the available data publication/s for download, with a hyperlink for downloading the given report/s.</i></p>
Type 3 (API-based) retrieval	<p><i>For <b>static data publication delivery</b>, this mechanism provides the general public with an API (application programmatic interface) for retrieving a list of data publications, and the data publications themselves.</i></p> <p><i>For <b>dynamic data publication delivery</b>, this mechanism provides the general public with an API (application programmatic interface) that allow the user to query specific data publications with a given set of filter criteria. This API then returns the data publication via an XML message.</i></p>

Table 4: Data Publication Access Mechanisms

##### 4.3.1 TYPE 2 ACCESS MECHANISM

A description of Type 2 access for market publications and data on the SEMO and SEMOpX websites is shown below.

## Conventions Used in this Section

Convention	Description
“SEMO Home Page”	The starting location/page when navigating to <a href="http://semo.com">http://semo.com</a>
“SEMOpX Home Page”	The starting location/page when navigating to <a href="http://semopx.com">http://semopx.com</a>
The “>” separator	Indicates a progression from one page to another via a hyperlink. E.g. SEMO Home Page > Market Data > Static Reports describes the linking from the SEMO Home Page to the SEMO Static Reports page.
Any reference made in “quotes”	Refers to a specific section of a webpage. E.g. “Market Messages” is a section of the SEMO Home Page and SEMOpX Home Page.

### For the SEMO Website:

Publication Type	Location
Market Data: Static Reports	SEMO Home Page > Market Data > Static Reports
Market Data: Dynamic Reports	SEMO Home Page > Market Data > Dynamic Reports
Market Development - Rules - Modifications	SEMO Home Page > Publications > Market Development > Market Rules > Modifications
Market Operator Performance	SEMO Home Page > Publications > General Publications
Market Methodologies and Processes	SEMO Home Page > Publications > General Publications
TSO Responsibilities	SEMO Home Page > Publications > TSO Responsibilities
Market Messages	SEMO Homepage “Market Messages” SEMO Home Page > Market Messages

An example of SEMO > Market Data > Static Reports is shown below.

Figure 1: Example of Website Navigation for SEMO > Market Data > Static Reports



**For the SEMOpx Website:**

Publication Type	Location
Market Date: Static Reports	SEMOpx Home Page > Market Data > Static Reports
Market Data: Dynamic Reports	SEMOpx Home Page > Market Data > Dynamic Reports
Market Development <ul style="list-style-type: none"> <li>- Rules</li> <li>- Modifications</li> </ul>	SEMOpx Home Page > Publications > Market Development <ul style="list-style-type: none"> <li>&gt; Market Rules</li> <li>&gt; Modifications</li> </ul>
Market Operator Performance	SEMO Home Page > Publications
Market Methodologies and Processes	SEMO Home Page > Publications
Market Messages	SEMO Homepage “Market Messages” SEMO Home Page > Market Messages

An example of SEMOpx > Market Data > Static Reports is shown below.

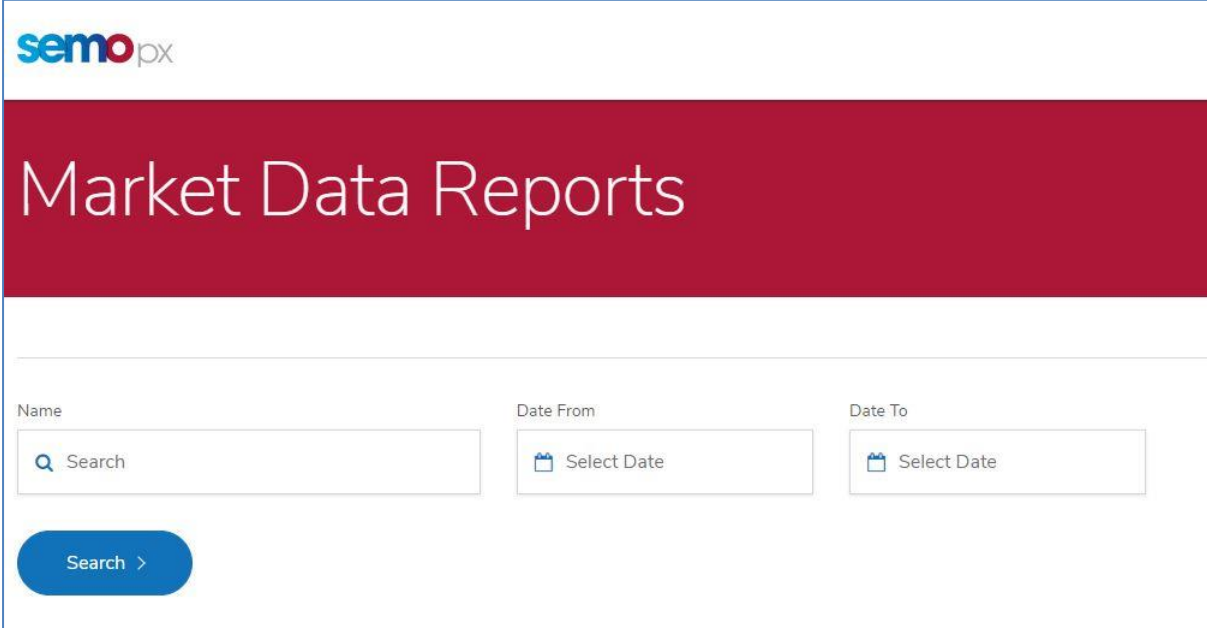


Figure 2: Example of Website Navigation for SEMO > Market Data > Static Reports

#### 4.3.2 TYPE 3 ACCESS MECHANISM

Type 3 access for static reports from the SEMO and SEMOpx websites is via a public API. Details of this API are found in Appendix C: SEMO and SEMOpx Public Website API Specification.

## 5 CAPACITY MARKET PUBLICATIONS

The data publications that will be available via the SEMO and SEMOpX website for the Capacity Market can be organised into two categories: market development and market data. The definition for those groupings, and a list of the known data publications for the Capacity Market, are shown below.

- **Market Development** – the process by which the market rules (and associated obligations) are agreed, modified and reported on via the Modifications Committee, along with the processes by which Disputes are handled and Regulatory Authority decisions published.
- **Market Data** – data and information published in relation to Capacity Market registration, capacity qualification, capacity auction scheduling, conduct and results, secondary trading of Capacity Rights and settlement input parameters.

### 5.1 CAPACITY MARKET DEVELOPMENT

ID	Document	Category	Format
CM-001	Capacity Market Code (including Agreed Procedures)	<i>To be added later</i>	Word / PDF
CM-002	Effective Modifications not yet incorporated into the Capacity Market Code	<i>To be added later</i>	Word / PDF
CM-003	Modification Finalisation Date for a Capacity Auction	<i>To be added later</i>	Word / PDF
CM-004	Modification Proposal and associated status	<i>To be added later</i>	Word / PDF
CM-005	Regulatory Authority Notices	<i>To be added later</i>	Word / PDF
CM-006	Quarterly Report on status of Modification Proposals	<i>To be added later</i>	Word / PDF
CM-007	Decision on Modification Proposal	<i>To be added later</i>	Word / PDF
CM-008	Modification Proposal Form	<i>To be added later</i>	Word / PDF
CM-009	Capacity Auction Monitor, terms of reference	<i>To be added later</i>	Word / PDF
CM-010	Capacity Auction Audit Report (non-confidential)	<i>To be added later</i>	Word / PDF
CM-011	Dispute Process Timetable	<i>To be added later</i>	Word / PDF
CM-012	Notice of Dispute Form	<i>To be added later</i>	Word / PDF
CM-013	Panel Chair, Panel Members and associated CVs	<i>To be added later</i>	Word / PDF

Table 5: Capacity Market: Market Development Publications

### 5.2 CAPACITY MARKET DATA

#### 5.2.1 REGISTRATION

ID	Document	Category	Format
CM-014	List of Capacity Market Code Parties and Participants	<i>To be added later</i>	Word / PDF
CM-015	Notice of making or lifting a Suspension Order	<i>To be added later</i>	Word / PDF
CM-016	Termination Order	<i>To be added later</i>	Word / PDF
CM-017	Accession Fees and Participation Fees	<i>To be added later</i>	Word / PDF
CM-018	Qualification Charge, Fixed System Operator Charge and Variable System Operator Charge	<i>To be added later</i>	Word / PDF

**Table 6: Capacity Market: Registration Publications**

## 5.2.2 CAPACITY QUALIFICATION

ID	Document	Category	Format
CM-019	Market Qualification Report	<i>To be added later</i>	CSV
CM-020	Reporting schedule for Awarded New Capacity	<i>To be added later</i>	Word / PDF
CM-021	Implementation Progress Reports form	<i>To be added later</i>	Word / PDF
CM-022	Notice of termination of Awarded Capacity	<i>To be added later</i>	Word / PDF

**Table 7: Capacity Market: Capacity Qualification Publications**

## 5.2.3 CAPACITY AUCTIONS

ID	Document	Category	Format
CM-023	Capacity Auction Timetable	<i>To be added later</i>	Word / PDF
CM-024	Capacity Auction Information Pack	<i>To be added later</i>	Word / PDF
CM-025	Cancellation of Capacity Auction	<i>To be added later</i>	Word / PDF
CM-027	Capacity Auction Results	<i>To be added later</i>	CSV
CM-028	Amended Capacity Auction Timetable following General System Failure	<i>To be added later</i>	Word / PDF
CM-030	Capacity Auction Results – Constraints Data	<i>To be added later</i>	CSV

**Table 8: Capacity Market: Capacity Auction Publications**

## 5.2.4 CAPACITY SETTLEMENT PARAMETERS

ID	Document	Category	Format
CM-029	Updated Annual Capacity Payment Exchange Rate and Monthly Capacity Payment Exchange Rates	<i>To be added later</i>	Word / PDF

**Table 9: Capacity Market: Capacity Settlement Parameter Publications**

## 6 EX-ANTE MARKET (SEMOPX) PUBLICATIONS

### **Further content to be provided in future issue:**

*Additional report detail will be available in future issues of the I-SEM Data Publication Guide.*

The data publications that will be available via the SEMO and SEMOpx website for the Ex Ante Market (SEMOPx) can be organised into two groupings: market development and market data. The definition for those groupings, and a list of the known data publications for the Ex Ante Market (SEMOPx), are shown below.

- **Market Development** – the process by which the SEMOPx rules (and associated obligations) are agreed, modified and reported, along with the processes by which Disputes are handled and Regulatory Authority decisions published.
- **Market Data** – data and information published in relation to Ex-Ante market registration, auction conduct and results, continuous intra-day trading results, and DAM/IDM settlement.

### 6.1 EX-ANTE MARKET DEVELOPMENT

ID	Document	Category	Format
EA-010	SEMOPx Rules (including SEMOPx Operating Procedures)	<i>Market Development</i>	Doc / PDF
EA-011	Schedule and dates of Modification Panel meetings	<i>Market Development</i>	Doc / PDF
EA-012	Modification Proposal	<i>Market Development</i>	Doc / PDF
EA-013	Public consultation on Modification Proposal	<i>Market Development</i>	Doc / PDF
EA-014	Responses to Public Consultation on Modification Proposal	<i>Market Development</i>	Doc / PDF
EA-015	Further information on Modification Proposal	<i>Market Development</i>	Doc / PDF
EA-016	Final Recommendation Report	<i>Market Development</i>	Doc / PDF
EA-017	Regulatory Authority decision on Final Modification Recommendation	<i>Market Development</i>	Doc / PDF
EA-018	Members and Chairperson of the Modification Committee	<i>Market Development</i>	Doc / PDF
EA-019	Terms of Reference for Market Operator Audit	<i>Market Development</i>	Doc / PDF
EA-020	Audit Report	<i>Market Development</i>	Doc / PDF

### 6.2 EX-ANTE MARKET DATA

#### 6.2.1 AUCTION RESULTS

ID	Document	Category	Format
EA-001	ETS Market Results	<i>Market Data</i>	CSV

ID	Document	Category	Format
EA-002	ETS Bid File	<i>Market Data</i>	CSV
EA-003	Report will not be available for the initial I-SEM Go Live, as Block Orders are not an available product type for SEMOpx.	<i>Market Data</i>	XML
EA-004	Bid/Ask Curves	<i>Market Data</i>	XML
EA-006	Exchange Transparency	<i>Market Data</i>	XML

Table 10: Ex-Ante Markets: Auction Results Publications

## 6.2.2 CONTINUOUS TRADING RESULTS

ID	Document	Category	Format
EA-007	Intraday Market Results Trade	<i>Market Data</i>	XML
EA-008	Intraday Market Results Order	<i>Market Data</i>	XML
EA-009	Intraday Market Results Statistics	<i>Market Data</i>	CSV

Table 11: Ex-Ante Markets: Continuous Trading Results Publications

## 7 BALANCING MARKET PUBLICATIONS

The data publications that will be available via the SEMO and SEMOpx website for the Balancing Market can be organised into two groupings: market development and market data. The definition for those groupings, and a list of the known data publications for the Balancing Market, are shown below.

- **Market Development** – the process by which the market rules (and associated obligations) are agreed, modified and reported on via the Modifications Committee, along with the processes by which Disputes are handled and Regulatory Authority decisions published.
- **Market Data** – data and information published in relation to Balancing Market including registration, forecast data, commercial and technical offer data, imbalance price, and settlement information.
- **Market Methodologies and Processes** – informational reports on the methodologies and processes used by the market operator and TSO when conducting functions such as scheduling and dispatch, imbalance pricing calculations, flagging and tagging, and cross-zonal capacity calculations.
- **Market Operator Performance** – informational reports on the performance of the market operator when conducting key functions such as imbalance pricing, flagging and tagging, and scheduling and dispatch.

### 7.1 BALANCING MARKET DEVELOPMENT

ID	Document	Category	Format
BM-118	Trading and Settlement Code (including Agreed Procedures)	<i>To be added later</i>	Doc / PDF
BM-119	Schedule and dates of Modification Panel meetings	<i>To be added later</i>	Doc / PDF
BM-120	Modification Proposal	<i>To be added later</i>	Doc / PDF
BM-121	Public consultation on Modification Proposal	<i>To be added later</i>	Doc / PDF
BM-122	Responses to Public Consultation on Modification Proposal	<i>To be added later</i>	Doc / PDF
BM-123	Further information on Modification Proposal	<i>To be added later</i>	Doc / PDF
BM-124	Final Recommendation Report	<i>To be added later</i>	Doc / PDF
BM-125	Regulatory Authority decision on Final Modification Recommendation	<i>To be added later</i>	Doc / PDF
BM-126	Members and Chairperson of the Modification Committee	<i>To be added later</i>	Doc / PDF
BM-127	Terms of Reference for Market Operator Audit	<i>To be added later</i>	Doc / PDF
BM-128	Audit Report	<i>To be added later</i>	Doc / PDF

Table 12: Balancing Market: Market Development Publications

### 7.2 BALANCING MARKET DATA

#### 7.2.1 REGISTRATION

ID	Document	Category	Format
BM-001	List of Registered Units	<i>To be added later</i>	XML
BM-002	List of Registered Parties	<i>To be added later</i>	XML
BM-003	Registered Capacity	<i>To be added later</i>	XML
BM-004	Making or lifting of a Suspension Order	<i>To be added later</i>	Doc / PDF
BM-005	Termination Order	<i>To be added later</i>	Doc / PDF
BM-006	Accession Fees and Participation Fees	<i>To be added later</i>	Doc / PDF
BM-093	Date of the next meeting of the Modifications Committee	<i>To be added later</i>	Doc / PDF
BM-007	Supplier Suspension Delay Period	<i>To be added later</i>	Doc / PDF
BM-008	Generator Suspension Delay Period	<i>To be added later</i>	Doc / PDF

Table 13: Balancing Market: Registration Publications

## 7.2.2 FORECAST DATA

Report ID	Document	Category	Format
BM-009	Annual Load Forecast	<i>To be added later</i>	XML
BM-010	Daily Load Forecast Summary	<i>To be added later</i>	XML
BM-011	Monthly Load Forecast and Assumptions	<i>To be added later</i>	XML
BM-012	Four Day Rolling Wind Power Unit Forecast	<i>To be added later</i>	XML
BM-013	Four Day Aggregated Rolling Wind Unit Forecast	<i>To be added later</i>	XML
BM-014	Forecast Imbalance	<i>To be added later</i>	XML
BM-015	Net Imbalance Volume Forecast	<i>To be added later</i>	XML
BM-016	Aggregated Wind Forecast	<i>To be added later</i>	XML
BM-018	Daily Interconnector NTC	<i>To be added later</i>	XML

Table 14: Balancing Market: Forecast Publications

## 7.2.3 INPUTS, COMMERCIAL AND TECHNICAL OFFER DATA

ID	Document	Category	Format
BM-019	Annual CLAF	<i>To be added later</i>	XML
BM-020	Aggregated Final Physical Notifications	<i>To be added later</i>	XML
BM-021	Anonymised Inc/Dec Curves	<i>To be added later</i>	XML, CSV
BM-022	System Shortfall Imbalance Index and System Imbalance Flattening Factor	<i>To be added later</i>	XML
BM-023	Final Physical Notifications	<i>To be added later</i>	XML

ID	Document	Category	Format
BM-024	Generator Unit Under Test Notice	<i>To be added later</i>	Doc / PDF
BM-025	Imbalance Price Report (Imbalance Pricing Period)	<i>To be added later</i>	XML
BM-026	Imbalance Price Report (Imbalance Settlement Period)	<i>To be added later</i>	Doc / PDF
BM-027	Information Imbalance Price	<i>To be added later</i>	Doc / PDF
BM-028	Price Materiality Threshold	<i>To be added later</i>	Doc / PDF
BM-029	Settlement Recalculation Threshold	<i>To be added later</i>	Doc / PDF
BM-030	Imbalance Weighting Factor	<i>To be added later</i>	Doc / PDF
BM-031	De Minimis Acceptance Threshold	<i>To be added later</i>	Doc / PDF
BM-032	Technical Offer Data Accepted	<i>To be added later</i>	XML
BM-033	Forecast Availability	<i>To be added later</i>	XML
BM-034	Commercial Offer Data Accepted	<i>To be added later</i>	XML
BM-036	Demand Control	<i>To be added later</i>	XML
BM-037	Daily Dispatch Instructions (D+1) Reports	<i>To be added later</i>	XML
BM-038	Daily Dispatch Instructions (D+4) Reports	<i>To be added later</i>	XML
BM-039	Tracked Difference Payment Shortfall Amount	<i>To be added later</i>	Doc / PDF
BM-040	Carbon Price	<i>To be added later</i>	Doc / PDF
BM-041	Natural Gas Fuel Price	<i>To be added later</i>	Doc / PDF
BM-042	Oil Fuel Price	<i>To be added later</i>	Doc / PDF
BM-043	Peaking Unit Theoretical Efficiency	<i>To be added later</i>	Doc / PDF
BM-044	Natural Gas Carbon Intensity Factor	<i>To be added later</i>	Doc / PDF
BM-045	Oil Carbon Intensity Factor	<i>To be added later</i>	Doc / PDF
BM-046	Aggregated Settlement Period	<i>To be added later</i>	Doc / PDF
BM-047	Annual Stop-Loss Limit Factor	<i>To be added later</i>	Doc / PDF
BM-048	Billing Period Stop-Loss Limit Factor	<i>To be added later</i>	Doc / PDF
BM-049	Total Capacity Awarded	<i>To be added later</i>	Doc / PDF
BM-050	Response Period Duration	<i>To be added later</i>	Doc / PDF
BM-051	Annual Capacity Charge Exchange Rate	<i>To be added later</i>	Doc / PDF
BM-052	Capacity Duration Exchange Rate	<i>To be added later</i>	Doc / PDF
BM-053	Capacity Charge Metered Quantity Factor	<i>To be added later</i>	Doc / PDF
BM-054	Supplier Capacity Charge Price	<i>To be added later</i>	Doc / PDF
BM-055	Difference Payment Socialisation Multiplier	<i>To be added later</i>	Doc / PDF
BM-056	Market Price Cap	<i>To be added later</i>	Doc / PDF



ID	Document	Category	Format
BM-057	Market Price Floor	<i>To be added later</i>	Doc / PDF
BM-058	Residual Meter Volume Interval Proportion	<i>To be added later</i>	Doc / PDF
BM-059	Residual Error Volume Price	<i>To be added later</i>	Doc / PDF
BM-060	Fixed Market Operator Charge (Supplier Unit)	<i>To be added later</i>	Doc / PDF
BM-061	Fixed Market Operator Charge (Generator Unit)	<i>To be added later</i>	Doc / PDF
BM-062	Variable Market Operator Price	<i>To be added later</i>	Doc / PDF
BM-063	Engineering Tolerance	<i>To be added later</i>	Doc / PDF
BM-064	MW Tolerance	<i>To be added later</i>	Doc / PDF
BM-065	System per Unit Regulation Factor	<i>To be added later</i>	Doc / PDF
BM-066	DOG/PUG/TOLOG/TOLUG For Over//Under Generation	<i>To be added later</i>	Doc / PDF
BM-067	Transmission Loss Adjustment Factors	<i>To be added later</i>	Doc / PDF
BM-068	Distribution Loss Adjustment Factors	<i>To be added later</i>	Doc / PDF
BM-069	Combined Loss Adjustment Factors	<i>To be added later</i>	Doc / PDF
BM-070	Imperfections Price	<i>To be added later</i>	Doc / PDF
BM-071	Imperfections Charge Factor	<i>To be added later</i>	Doc / PDF
BM-072	Testing Tariff	<i>To be added later</i>	Doc / PDF
BM-073	Schedule of Testing Tariffs	<i>To be added later</i>	Doc / PDF
BM-074	Fixed Credit Requirement, in respect of Generator and/or Supplier Units	<i>To be added later</i>	Doc / PDF
BM-075	Days in Historical Assessment Period	<i>To be added later</i>	Doc / PDF
BM-076	Analysis Percentile Parameter	<i>To be added later</i>	Doc / PDF
BM-077	Credit Cover Adjustment Trigger	<i>To be added later</i>	Doc / PDF
BM-078	Currency Cost Price	<i>To be added later</i>	Doc / PDF
BM-079	Currency Cost Charge Factor	<i>To be added later</i>	Doc / PDF
BM-080	Annual Maintenance Schedule - Transmission Line Outages	<i>To be added later</i>	XLS
BM-081	Two Year Maintenance Schedule - Generator Outages Schedule	<i>To be added later</i>	XLS
BM-082	Monthly Maintenance Schedule – Generator Unit outages	<i>To be added later</i>	XLS
BM-083	Monthly Maintenance Schedule – Transmission System line outages	<i>To be added later</i>	XLS
BM-084	Trading Day Exchange Rate between euro (€) and pounds sterling (£)	<i>To be added later</i>	XML

Table 15: Balancing Market: Inputs, Commercial, and Technical Offer Data Publications

## 7.2.4 SETTLEMENT DATA

ID	Document	Category	Format
----	----------	----------	--------

<b>ID</b>	<b>Document</b>	<b>Category</b>	<b>Format</b>
BM-085	Settlement Calendar	<i>To be added later</i>	XML
BM-086	Daily Meter Data (Metered Generation by Unit)	<i>To be added later</i>	XML
BM-087	Initial Interconnector Flows and Residual Capacity	<i>To be added later</i>	XML
BM-088	Daily Transmission Outage Schedule	<i>To be added later</i>	XML
BM-089	System Frequency Report	<i>To be added later</i>	XML
BM-090	SO Interconnector Trades	<i>To be added later</i>	XML
BM-091	Unit Data	<i>To be added later</i>	XML
BM-095	Balancing and Imbalance Market Cost View	<i>To be added later</i>	XML
BM-096	Dispatch Quantity	<i>To be added later</i>	XML
BM-098	Aggregated Contracted Quantities for Generation	<i>To be added later</i>	XML
BM-099	Aggregated Contracted Quantities for Demand	<i>To be added later</i>	XML
BM-100	Aggregated Contracted Quantities for Wind	<i>To be added later</i>	XML
BM-101	Average Outturn Availability	<i>To be added later</i>	XML
BM159	Outturn Availability	<i>To be added later</i>	XML
BM-160	Hourly Dispatch Instructions Report	<i>To be added later</i>	XML
BM-161	Hourly SO Interconnector Trades Report	<i>To be added later</i>	XML
BM-102	Unit Under Test	<i>To be added later</i>	XML
BM-103	Energy Market Financial Publication – Indicative	<i>To be added later</i>	XML
BM-104	Energy Market Financial Publication –Initial	<i>To be added later</i>	XML
BM-105	Capacity Payments by Market	<i>To be added later</i>	XML
BM-106	Capacity Payments by Unit	<i>To be added later</i>	XML
BM-094	Metered Volumes by Jurisdiction	<i>To be added later</i>	XML
BM-107	Generator Unit Technical Characteristics Data Transaction	<i>To be added later</i>	XML
BM-108	Credit Assessment Price	<i>To be added later</i>	Doc / PDF
BM-109	Billing Period Undefined Potential Exposure Quantity	<i>To be added later</i>	Doc / PDF
BM-110	Trading Payments and Charges	<i>To be added later</i>	Doc / PDF
BM-111	Capacity Quantity Scaling Factor	<i>To be added later</i>	Doc / PDF
BM-112	Required Capacity Quantity	<i>To be added later</i>	Doc / PDF
BM-113	Reserve Adjustment Capacity	<i>To be added later</i>	Doc / PDF
BM-114	Net Capacity Quantity	<i>To be added later</i>	XML
BM-145	Energy Market Information Publication – Indicative	<i>To be added later</i>	XML
BM-146	Energy Market Information Publication – Initial	<i>To be added later</i>	XML

ID	Document	Category	Format
BM-147	Capacity Market Information Publication – Indicative	<i>To be added later</i>	XML
BM-148	Capacity Market Information Publication – Initial	<i>To be added later</i>	XML
BM-149	Capacity Market Financial Publication – Indicative	<i>To be added later</i>	XML
BM-150	Capacity Market Financial Publication – Initial	<i>To be added later</i>	XML
BM-151	Metered Generation Information Publication - Indicative	<i>To be added later</i>	XML
BM-152	Metered Generation Information Publication – Initial	<i>To be added later</i>	XML
BM-153	Make Whole Payments	<i>To be added later</i>	XML
BM-154	Cross Border Monthly Capacity Data	<i>To be added later</i>	XML
BM-155	Cross Border Weekly Energy Data	<i>To be added later</i>	XML

**Table 16: Balancing Market: Settlement Data Publications**

## 7.2.5 OTHER

ID	Document	Category	Format
BM-130	Quarterly Renewable Dispatch Down (Constraint & Curtailment)	<i>To be added later</i>	Doc / PDF
BM-131	Annual Renewable Dispatch Down (Constraint & Curtailment)	<i>To be added later</i>	Doc / PDF
BM-132	Quarterly Constraint Cost Outturn	<i>To be added later</i>	Doc / PDF

**Table 17: Balancing Market: Other Publications**

## 7.2.6 OPERATIONAL REPORTS

ID	Document	Category	Format
BM-115	Proposed Market Operator Isolated Market System Testing Schedule	<i>To be added later</i>	Doc / PDF
BM-137	Monthly Constraints Update	<i>To be added later</i>	Doc / PDF
BM-138	Weekly Constraints Update	<i>To be added later</i>	Doc / PDF
BM-139	Ad-hoc Constraints Update	<i>To be added later</i>	Doc / PDF
BM-162	LTS Operational Schedule Report, Member Public	<i>To be added later</i>	XML
BM-163	RTIC Operational Schedule Report, Member Public	<i>To be added later</i>	XML

**Table 18: Balancing Market: Operational Reports**

## 7.3 MARKET METHODOLOGIES AND PROCESSES

### 7.3.1 METHODOLOGIES

ID	Document	Category	Format
BM-116	Calculations and methodology used by the Market Operator during Administered Settlement	<i>To be added later</i>	Doc / PDF

ID	Document	Category	Format
BM-129	Interim Cross-Zonal Capacity Calculation	<i>To be added later</i>	Doc / PDF
BM-136	Balancing Market Principles Statement	<i>To be added later</i>	Doc / PDF
BM-157	Determination of Scheduling and Dispatch Policy Parameters	<i>To be added later</i>	Doc / PDF
BM-158	System Operator and Non-Marginal Flagging	<i>To be added later</i>	Doc / PDF

**Table 19: Balancing Market: Methodologies**

### 7.3.1 OPERATIONAL PROCESSES

ID	Document	Category	Format
BM-140	Demand Forecasting	<i>To be added later</i>	Doc / PDF
BM-141	Scheduling	<i>To be added later</i>	Doc / PDF
BM-142	Dispatch	<i>To be added later</i>	Doc / PDF
BM-143	Cross-Zonal Actions	<i>To be added later</i>	Doc / PDF
BM-144	Wind Farm Controllability Categorisation	<i>To be added later</i>	Doc / PDF

**Table 20: Balancing Market: Operational Processes**

## 7.4 MARKET OPERATOR PERFORMANCE

### 7.4.1 MARKET OPERATOR PERFORMANCE

ID	Document	Category	Format
BM-117	Market Operator Performance Report	<i>To be added later</i>	Doc / PDF
BM-133	Annual All-Island Transmission System Performance Report	<i>To be added later</i>	Doc / PDF
BM-134	Scheduling and Dispatch Policy Parameter Performance Report	<i>To be added later</i>	Doc / PDF
BM-135	Annual Scheduling and Dispatch Process Audit Report	<i>To be added later</i>	Doc / PDF

**Table 21: Balancing Market: Market Methodologies and Processes**

## 8 APPENDIX A: CAPACITY MARKET PUBLICATION DETAILS

This appendix will include detailed information on the reports and their data from the Capacity Market.

### 8.1 CAPACITY MARKET DEVELOPMENT

#### 8.1.1 CM-001: CAPACITY MARKET CODE (INCLUDING AGREED PROCEDURES)

This document contains the Capacity Market Code including Agreed Procedures.

<i>I-SEM Report Reference:</i>	<i>CM-001</i>
<i>Audience:</i>	<i>General Public</i>
<i>Frequency:</i>	<i>No less frequently than twice yearly in line with the Scheduled Release.</i>
<i>Report Format:</i>	<i>Word/PDF</i>

#### 8.1.2 CM-002: EFFECTIVE MODIFICATIONS NOT YET INCORPORATED INTO THE CAPACITY MARKET CODE

The report includes modifications that have been approved but not incorporated into the Capacity Market Code.

<i>I-SEM Report Reference:</i>	<i>CM-002</i>
<i>Audience:</i>	<i>General Public</i>
<i>Frequency:</i>	<i>No less frequently than twice yearly in line with the Scheduled Release.</i>
<i>Report Format:</i>	<i>Word/PDF</i>

#### 8.1.3 CM-003: MODIFICATION FINALISATION DATE FOR A CAPACITY AUCTION

This report contains the date ("Modification Finalisation Date") determined by the Regulatory Authorities by which Modifications Proposals should generally be made in order for them to have effect in respect of a Capacity Auction.

<i>I-SEM Report Reference:</i>	<i>CM-003</i>
<i>Audience:</i>	<i>General Public</i>
<i>Frequency:</i>	<i>Within two Working Day of receiving notice of determination by the Regulatory Authorities.</i>
<i>Report Format:</i>	<i>Word/PDF</i>

#### 8.1.4 CM-004: MODIFICATION PROPOSAL AND ASSOCIATED STATUS

This report contains details pertaining to individual modification proposals and their associated status.

<i>I-SEM Report Reference:</i>	<i>CM-004</i>
<i>Audience:</i>	<i>General Public</i>

*Frequency:* As required.  
*Report Format:* Word/PDF

---

### 8.1.5 CM-005: REGULATORY AUTHORITY NOTICES

This report contains notices provided to the Systems operator by the Regulatory Authorities.

*I-SEM Report Reference:* CM-005  
*Audience:* General Public  
*Frequency:* as soon as reasonably practicable, but not later than five Working Days of its receipt from the Regulatory Authorities.  
*Report Format:* Word/PDF

---

### 8.1.6 CM-006: QUARTERLY REPORT ON STATUS OF MODIFICATION PROPOSALS

This report contains the collated status of modification proposals.

*I-SEM Report Reference:* CM-006  
*Audience:* General Public  
*Frequency:* Quarterly, with a report not less than one month prior to the Modification Finalisation Date, if such a date has been set by the Regulatory Authorities  
*Report Format:* Word/PDF

---

### 8.1.7 CM-007: DECISION ON MODIFICATION PROPOSAL

This report contains the Regulatory Authorities decision on an individual modification proposal.

*I-SEM Report Reference:* CM-007  
*Audience:* General Public  
*Frequency:* Within two working Days of the Regulatory Authorities providing a Modification Proposal decision to the System Operators  
*Report Format:* Word/PDF

---

### 8.1.8 CM-008: MODIFICATION PROPOSAL FORM

This document contains the updated Modifications Proposal form.

*I-SEM Report Reference:* CM-008  
*Audience:* General Public  
*Frequency:* As required.  
*Report Format:* Word/PDF

---

### 8.1.9 CM-009: CAPACITY AUCTION MONITOR, TERMS OF REFERENCE

This report details the terms of reference used by the Capacity Auction Monitor in monitoring the processes and procedures followed by the System Operators in carrying out the Qualification Process and conducting Capacity Auctions.

<i>I-SEM Report Reference:</i>	<i>CM-009</i>
<i>Audience:</i>	<i>General Public</i>
<i>Frequency:</i>	<i>Within one Working Day of its receipt from the Regulatory Authorities to the extent directed by the Regulatory Authorities</i>
<i>Report Format:</i>	<i>Word/PDF</i>

---

#### 8.1.10 CM-010: CAPACITY AUCTION AUDIT REPORT (NON-CONFIDENTIAL)

This report contains the non-confidential version of the Capacity Auction Audit Report.

<i>I-SEM Report Reference:</i>	<i>CM-010</i>
<i>Audience:</i>	<i>General Public</i>
<i>Frequency:</i>	<i>This report contains the non-confidential version of the Capacity Auction Audit Report.</i>
<i>Report Format:</i>	<i>Word/PDF</i>

---

#### 8.1.11 CM-011: DISPUTE PROCESS TIMETABLE

This report contains details of the dispute process timetable.

<i>I-SEM Report Reference:</i>	<i>CM-011</i>
<i>Audience:</i>	<i>General Public</i>
<i>Frequency:</i>	<i>As required</i>
<i>Report Format:</i>	<i>Word/PDF</i>

---

#### 8.1.12 CM-012: NOTICE OF DISPUTE FORM

This document contains the updated form of Notice of Dispute.

<i>I-SEM Report Reference:</i>	<i>CM-011</i>
<i>Audience:</i>	<i>General Public</i>
<i>Frequency:</i>	<i>As required.</i>
<i>Report Format:</i>	<i>Word/PDF</i>

---

#### 8.1.13 CM-013: PANEL CHAIR, PANEL MEMBERS AND ASSOCIATED CVS

This report contains the names of members and chairperson of the panel, and the name and curriculum of the panel members.

<i>I-SEM Report Reference:</i>	<i>CM-013</i>
<i>Audience:</i>	<i>General Public</i>
<i>Frequency:</i>	<i>As updated and at least within two working days.</i>

Report Format:

Word/PDF

## 8.2 CAPACITY MARKET DATA

### 8.2.1 CM-014: LIST OF CAPACITY MARKET CODE PARTIES AND PARTICIPANTS

This report contains the list of registered Capacity Market Code Parties and Participants.

*I-SEM Report Reference:*

*CM-014*

*Audience:*

*General Public*

*Frequency:*

*Updated at least within five Working Days of a successful Application for Registration or Deregistration.*

*Report Format:*

*Word/PDF*

### 8.2.2 CM-015: NOTICE OF MAKING OR LIFTING A SUSPENSION ORDER

This report contains the notice of making or lifting a suspension for a participant.

*I-SEM Report Reference:*

*CM-015*

*Audience:*

*General Public*

*Frequency:*

*It will be published as soon as reasonably practicable after being issued and at least within two Working Days of issue.*

*Report Format:*

*Word/PDF*

### 8.2.3 CM-016: TERMINATION ORDER

This report contains a notice of termination for a Party that specifies the time and date from which the Termination or Deregistration will take effect and the terms of the Termination or Deregistration.

*I-SEM Report Reference:*

*CM-016*

*Audience:*

*General Public*

*Frequency:*

*It will be published as soon as reasonably practicable after being issued and at least within two Working Days of issue.*

*Report Format:*

*Word/PDF*

### 8.2.4 CM-017: ACCESSION FEES AND PARTICIPATION FEES

This report contains details of the approved rate and basis for Accession Fees and Participation Fees.

*I-SEM Report Reference:*

*CM-017*

*Audience:*

*General Public*

*Frequency:*

*As updated and at least within two Working Days of update*

*Report Format:*

*Word/PDF*



### 8.2.5 CM-018: QUALIFICATION CHARGE, FIXED SYSTEM OPERATOR CHARGE AND VARIABLE SYSTEM OPERATOR CHARGE

This report contains details of the approved rate and basis for Qualification Charge, Fixed System Operator Charge and Variable System Operator Charge.

<i>I-SEM Report Reference:</i>	<i>CM-018</i>
<i>Audience:</i>	<i>General Public</i>
<i>Frequency:</i>	<i>As updated and at least within two Working Days of update</i>
<i>Report Format:</i>	<i>Word/PDF</i>

### 8.2.6 CM-019: MARKET QUALIFICATION REPORT

This report contains results from Capacity Market qualification processing.

<i>I-SEM Report Reference:</i>	<i>CM-019</i>
<i>Periodicity:</i>	<i>Per Primary Auction</i>
<i>Report Name:</i>	<i>Market Qualification Report</i>
	<i>Provisional Qualification Report:</i> <i>MQR_P_[AUCTION_NAME]_[DOWNLOAD_DATE]_[DOWNLOAD_TIME]</i>
	<i>Final Auction Report:</i> <i>MQR_F_[AUCTION_NAME]_[DOWNLOAD_DATE]_[DOWNLOAD_TIME]</i>
<i>File Names:</i>	<i>Where:</i> <i>DOWNLOAD_DATE format is: dd-mm-yyyy</i> <i>DOWNLOAD_TIME format is: 24hh-mm-ss</i>
<i>Report Title:</i>	<i>Market Qualification Report</i>
<i>Audience:</i>	<i>General Public</i>
<i>Resolution:</i>	<i>Primary Auction</i>
<i>Time Span:</i>	<i>Capacity Period</i>
<i>Frequency:</i>	<i>Per Primary Auction</i>
<i>Report Format:</i>	<i>CSV (delimited with semicolon)</i>

Note: the following information is captured in the file name:

- Primary Auction Name
- Report Type (Provisional, Final)

Field Name	Format	Description
TECHNOLOGY CLASS ID	<i>Text</i>	Identifies the Technology class of the Generator Unit.
New Total Gross De-rated Capacity	NUMBER(8,3)	The Total Qualified Gross De-rated Capacity for this Capacity Type.
New Total Awarded Capacity	NUMBER(8,3)	The Total Awarded Capacity for this Capacity Type
New Total Net De-rated Capacity	NUMBER(8,3)	The Total Net De-rated Capacity for this Capacity Type
Existing Total Gross De-rated Capacity	NUMBER(8,3)	The Existing Qualified Gross De-rated Capacity for this Capacity Type.
Existing Total Awarded Capacity	NUMBER(8,3)	The Existing Awarded Capacity for this Capacity Type
Existing Total Net De-rated Capacity	NUMBER(8,3)	The Existing Net De-rated Capacity for this Capacity Type

Field Name	Format	Description
Generator Unit Type	<i>Text</i>	The Generator Unit type classification.
Gross New De-rated Capacity	NUMBER(8,3)	The Gross New De-rated Capacity for this Capacity Type
Gross Existing De-rated Capacity	NUMBER(8,3)	The Gross Existing De-rated Capacity for this Capacity Type

**Table 22: Market Qualification Report**

## 8.2.7 CM-020: REPORTING SCHEDULE FOR AWARDED NEW CAPACITY

This report contains the reporting schedule for Awarded New Capacity in respect of a new or refurbished Generator Unit or Interconnector.

<i>I-SEM Report Reference:</i>	<i>CM-020</i>
<i>Audience:</i>	<i>General Public</i>
<i>Frequency:</i>	<i>As required</i>
<i>Report Format:</i>	<i>Word/PDF</i>

## 8.2.8 CM-021: IMPLEMENTATION PROGRESS REPORTS FORM

This report contains the Implementation Reports Form which a Participant with Awarded New Capacity shall submit to the System Operators at each of the times specified in the applicable reporting schedule.

<i>I-SEM Report Reference:</i>	<i>CM-021</i>
<i>Audience:</i>	<i>General Public</i>
<i>Frequency:</i>	<i>As required</i>
<i>Report Format:</i>	<i>Word/PDF</i>

## 8.2.9 CM-022: NOTICE OF TERMINATION OF AWARDED CAPACITY

This report contains the Notice of Termination of Awarded Capacity issued to a Participant.

<i>I-SEM Report Reference:</i>	<i>CM-022</i>
<i>Audience:</i>	<i>General Public</i>
<i>Frequency:</i>	<i>As required</i>
<i>Report Format:</i>	<i>Word/PDF</i>

## 8.2.10 CM-023: CAPACITY AUCTION TIMETABLE

This report contains the Capacity Auction Timetable, including updates and revocation.

<i>I-SEM Report Reference:</i>	<i>CM-023</i>
<i>Audience:</i>	<i>General Public</i>
<i>Frequency:</i>	Within 2 Working Days of it being approved, determined, amended or revoked.
<i>Report Format:</i>	<i>Word/PDF</i>

---

### 8.2.11 CM-024: CAPACITY AUCTION INFORMATION PACK

This report contains information for Market Participants in advance of a Capacity Auction.

<i>I-SEM Report Reference:</i>	<i>CM-024</i>
<i>Audience:</i>	<i>General Public</i>
<i>Frequency:</i>	In advance of any and all Capacity Auctions.
<i>Report Format:</i>	<i>Word/PDF</i>

---

### 8.2.12 CM-025: CANCELLATION OF CAPACITY AUCTION

This report contains notice of cancellation of Capacity Auction.

<i>I-SEM Report Reference:</i>	<i>CM-025</i>
<i>Audience:</i>	<i>General Public</i>
<i>Frequency:</i>	Five Working Days Prior to a Capacity Auction Submission Commencement date if the Regulatory Authorities have not provided a Demand Curve to the System Operators
<i>Report Format:</i>	<i>Word/PDF</i>

---

### 8.2.13 CM-027: CAPACITY AUCTION RESULTS

This report contains results from each Capacity Auction.

<i>I-SEM Report Reference:</i>	<i>CM-027</i>
<i>Data Source</i>	<i>CMP</i>
<i>Periodicity:</i>	<i>Per Capacity Auction</i>
<i>Report Name:</i>	<i>Market Auction Results</i>
	<i>Provisional Auction Results:</i> <i>MAR_P_[AUCTION_NAME]_[DOWNLOAD_DATE]_DOWNLOAD_TIME]</i>
	<i>Final Auction Results:</i> <i>MAR_F_[AUCTION_NAME]_[DOWNLOAD_DATE]_DOWNLOAD_TIME]</i>
<i>File Names:</i>	<i>Where:</i> <i>DOWNLOAD_DATE format is: dd-mm-yyyy</i> <i>DOWNLOAD_TIME format is: 24hh-mm-ss</i>
<i>Report Title:</i>	<i>Capacity Auction Results</i>
<i>Audience:</i>	<i>General Public</i>
<i>Resolution:</i>	<i>Capacity Market Auction</i>
<i>Time Span:</i>	<i>Auction time horizon</i>
<i>Frequency:</i>	<i>Per Capacity Auction</i>
<i>Report Format:</i>	<i>CSV (delimited with semicolon)</i>

Note: the following information is captured in the file name:

- Primary Auction ID
- Report type

Field Name	Format	Description
Delivery Period Start	DateTime YYYY-MM-DDTHH:MM:SSZ	The start of the delivery period.
Delivery Period End	DateTime YYYY-MM-DDTHH:MM:SSZ	The end of the delivery period.
Existing Capacity Price Cap	NUMBER(8,2)	Default Capacity Market Auction Offer Price Cap applicable to existing capacity.
Auction Price Cap	NUMBER(8,2)	Default Capacity Market Auction Offer Price Cap applicable to New Capacity
Annual Capacity Exchange Rate	NUMBER(5,4)	This will be used to convert prices from Euro to Sterling and vice-versa.
Auction Clearing Price in Euro	NUMBER(8,2)	Auction Clearing Price in Euro
Auction Clearing Price in Sterling	NUMBER(8,2)	Auction Clearing Price in Sterling. This could be higher than the clearing price due to the award of capacity to out of merit offers as a result of auction constraints
Average Price of Awarded Capacity in Euro	NUMBER(8,2)	Average Price of Awarded Capacity in Euro
Average Price of Awarded Capacity in Sterling	NUMBER(8,2)	Average Price of Awarded Capacity in Sterling
Average Duration of Awarded Capacity	NUMBER(8,2)	Average Duration of Awarded Capacity
Number of participating CMUs	NUMBER(4,0)	Number of CMUs that submitted an offer with quantity greater than zero, including Participants of CMU, where CMO offer was inserted on their behalf.
Number of successful CMUs	NUMBER(4,0)	Number of CMUs awarded greater than zero capacity
Total Social Welfare	NUMBER(8,2)	This is the sum of social welfares for each successful offer where social welfare is calculated as per the Primary Auction Algorithm
Total Capacity Offered	NUMBER(8,3)	The total quantity offered into the auction
Total Capacity Awarded	NUMBER(8,3)	The total quantity awarded in the auction

**Table 23: Capacity Auction Results Main Section**

#### 8.2.14 CM-028: AMENDED CAPACITY AUCTION TIMETABLE FOLLOWING GENERAL SYSTEMS FAILURE

This report contains the amended Capacity Auction Timetable following general systems failure.

<i>I-SEM Report Reference:</i>	<i>CM-028</i>
<i>Audience:</i>	<i>General Public</i>
<i>Frequency:</i>	<i>As required</i>
<i>Report Format:</i>	<i>Word/PDF</i>

#### 8.2.15 CM-029: UPDATED ANNUAL CAPACITY PAYMENT EXCHANGE RATE AND MONTHLY CAPACITY PAYMENT EXCHANGE RATES

This report contains the updated Annual Capacity Payment Exchange Rate and Monthly Capacity Payment Exchange Rate.

*I-SEM Report Reference:* CM-029  
*Audience:* General Public  
*Frequency:* As required  
*Report Format:* Word/PDF

## 8.2.16 CM-030: CAPACITY AUCTION RESULTS – CONSTRAINTS DATA

This report contains constraints data from each Capacity Auction.

*I-SEM Report Reference:* CM-030  
*Data Source:* CMP  
*Periodicity:* Per Primary Auction  
*Report Name:* Capacity Auction Results  
*Provisional Auction Results Constraints Data:*  
MAR\_P\_[AUCTION\_NAME]\_[DOWNLOAD\_DATE]\_[DOWNLOAD\_TIME]\_Constraints  
*Final Auction Results Constraints Data:*  
MAR\_F\_[AUCTION\_NAME]\_[DOWNLOAD\_DATE]\_[DOWNLOAD\_TIME]\_Constraints  
*File Names:*  
*Where:*  
DOWNLOAD\_DATE format is: dd-mm-yyyy  
DOWNLOAD\_TIME format is: hh24-mi-ss  
*Report Title:* Capacity Auction Results  
*Audience:* General Public  
*Resolution:* Capacity Market Auction  
*Time Span:* Auction time horizon  
*Frequency:* Per Primary Auction  
*Report Format:* CSV (delimited with semicolon)

Note: the following information is captured in the file name:

- Primary Auction ID
- Report type

Field Name	Format	Description
Constraint ID	Text	Unique Description of Constraint
Limit (MW)	NUMBER(8,3)	Constraint Limit in MW.
Awarded Capacity (MW)	NUMBER(8,3)	Awarded capacity of all CMU related to selected constraint in MW.
Satisfied	Text	Flag that shows whether constraint was satisfied for current auction results. Possible values: "Yes", "No"

**Table 24: Capacity Auction Results Footer Section**

## 9 APPENDIX B: EX-ANTE (SEMOPX) MARKET PUBLICATION DETAILS

***Further content will be provided in future issue:***

*Additional SEMOpX report specifications will be included in a future issue of the I-SEM Data Publication Guide.*

In future releases of the Data Publication Guide, this section will include additional report specification and their data from the Ex-Ante (SEMOpX) Market. This will include:

1. Report details (data, data type)
2. Report format (i.e. CSV, XML, Microsoft Word, PDF)
3. Mechanisms by which the report is available (static download, Type 2/3 dynamic query)

### 9.1 EX-ANTE (SEMOPX) MARKET DEVELOPMENT

#### 9.1.1 EA-010: SEMOPX RULES (INCLUDING OPERATING PROCEDURES)

This report contains the SEMOpX Rules, including Operating Procedures.

<i>I-SEM Report Reference:</i>	<i>EA-010</i>
<i>Audience:</i>	<i>General Public</i>
<i>Frequency:</i>	<i>Periodically as required</i>
<i>Report Format:</i>	<i>Word/PDF</i>

#### 9.1.2 EA-011: SCHEDULE AND DATES OF MODIFICATION PANEL MEETINGS

This report contains the planned schedule and dates of the Modification Panel meetings.

<i>I-SEM Report Reference:</i>	<i>EA-011</i>
<i>Audience:</i>	<i>General Public</i>
<i>Frequency:</i>	<i>Periodically as required</i>
<i>Report Format:</i>	<i>Word/PDF</i>

#### 9.1.3 EA-012: MODIFICATION PROPOSAL

This report contains the details of a submitted Modification Proposal which has been accepted for consideration by the Modification Panel Committee.

<i>I-SEM Report Reference:</i>	<i>EA-012</i>
<i>Audience:</i>	<i>General Public</i>
<i>Frequency:</i>	<i>Periodically as required</i>
<i>Report Format:</i>	<i>Word/PDF</i>

#### 9.1.4 EA-013: PUBLIC CONSULTATION ON MODIFICATION PROPOSAL

This report contains the request from the Modification Committee Secretariat for the public's views on a particular Modification Proposal.

<i>I-SEM Report Reference:</i>	<i>EA-013</i>
<i>Audience:</i>	<i>General Public</i>
<i>Frequency:</i>	<i>Periodically as required</i>
<i>Report Format:</i>	<i>Word/PDF</i>

---

### 9.1.5 EA-014: RESPONSES TO PUBLIC CONSULTATION ON MODIFICATION PROPOSAL

This report contains the collated responses to the Consultation paper issued by the Modification Committee Secretariat for the public's views on a particular Modification Proposal.

<i>I-SEM Report Reference:</i>	<i>EA-014</i>
<i>Audience:</i>	<i>General Public</i>
<i>Frequency:</i>	<i>Periodically as required</i>
<i>Report Format:</i>	<i>Word/PDF</i>

---

### 9.1.6 EA-015: FURTHER INFORMATION ON MODIFICATION PROPOSAL

This report contains any further relevant information received by the Modifications Committee in relation to a particular Modification Proposal.

<i>I-SEM Report Reference:</i>	<i>EA-123</i>
<i>Audience:</i>	<i>General Public</i>
<i>Frequency:</i>	<i>Periodically as required</i>
<i>Report Format:</i>	<i>Word/PDF</i>

---

### 9.1.7 EA-016: FINAL RECOMMENDATION REPORT

This report contains the Final Recommendation Report of the Modifications Committee on a particular Modification Proposal.

<i>I-SEM Report Reference:</i>	<i>EA-016</i>
<i>Audience:</i>	<i>General Public</i>
<i>Frequency:</i>	<i>Periodically as required</i>
<i>Report Format:</i>	<i>Word/PDF</i>

---

### 9.1.8 EA-017: REGULATORY AUTHORITY DECISION ON FINAL MODIFICATION RECOMMENDATION

This report contains the Regulatory Authority decision on the Final Modification Recommendation of a Particular Modification Proposal.

<i>I-SEM Report Reference:</i>	<i>EA-017</i>
<i>Audience:</i>	<i>General Public</i>
<i>Frequency:</i>	<i>Periodically as required</i>

*Report Format:*

*Word/PDF*

### 9.1.9 EA-018: MEMBERS AND CHAIRPERSON OF THE MODIFICATION COMMITTEE

This report contains the names of the members and chairperson of the Modification Committee.

*I-SEM Report Reference:*

*EA-018*

*Audience:*

*General Public*

*Frequency:*

*Periodically as required*

*Report Format:*

*Word/PDF*

### 9.1.10 EA-019: TERMS OF REFERENCE FOR MARKET OPERATOR AUDIT

This report contains the terms of reference by which the nominated Market Operator Auditor conducts an audit of the Rules, its operation and implementation and the operations, trading arrangements, procedures and processes under the Rules.

*I-SEM Report Reference:*

*EA-019*

*Audience:*

*General Public*

*Frequency:*

*Periodically as required*

*Report Format:*

*Word/PDF*

### 9.1.11 EA-020: AUDIT REPORT

This report contains the Market Operator Auditor's findings in the audit of the Rules, its operation and implementation and the operations, trading arrangements, procedures and processes under the Rules.

*I-SEM Report Reference:*

*EA-020*

*Audience:*

*General Public*

*Frequency:*

*Periodically as required*

*Report Format:*

*Word/PDF*

## 9.2 EX-ANTE (SEMOPX) MARKET DATA

### 9.2.1 EA-001: ETS MARKET RESULTS

These reports contain the results from the Day-Ahead and Intraday Auction run by SEMOpX. These reports include all market-wide and SEMOpX Member specific results.

#### 9.2.1.1 ETS MARKET RESULTS FILES

The ETA Market Results are delivered in four files, one for each of the auctions. They are:

Auction	Filemask
Day-Ahead Auction Results	MarketResult_SEM-DA_PWR-MRC-D+1_<AUCTION DATE as YYYYMMDDHHMMSS>_<REPORT_PUBLICATION_DATE as YYYYMMDDHHMMSS>.csv
Intraday 1 Auction Results	MarketResult_SEM-IDA1_PWR-SEM-GB-D+1_<AUCTION DATE as YYYYMMDDHHMMSS>_<REPORT_PUBLICATION_DATE as YYYYMMDDHHMMSS>.csv
Intraday 2 Auction Results	MarketResult_SEM-IDA2_PWR-SEM-GB-D_<AUCTION DATE as

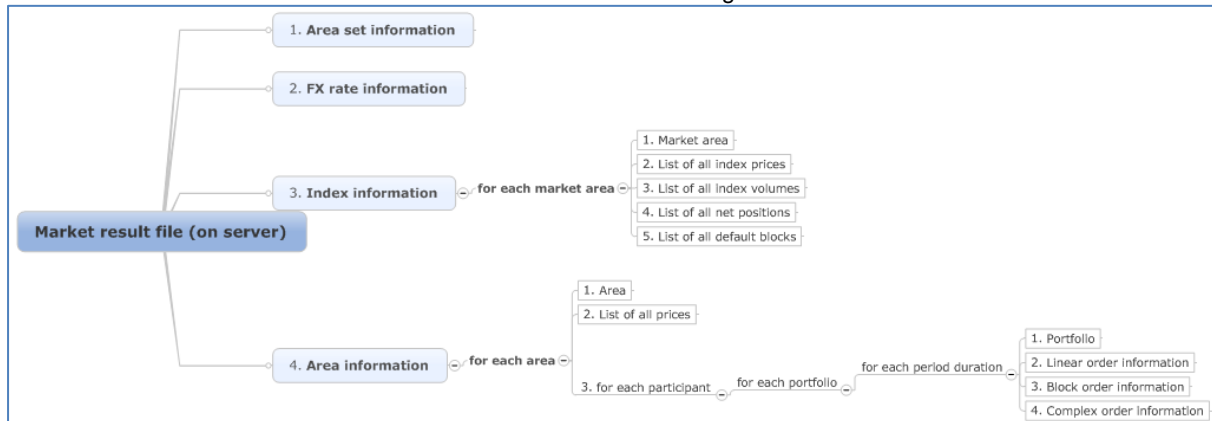


Auction	Filemask
	YYYYMMDDHHMMSS>_<REPORT_PULICATION_DATE as YYYYMMDDHHMMSS>.csv
Intraday 3 Auction Results	MarketResult_SEM-IDA3_PWR-SEM-D_<AUCTION DATE as YYYYMMDDHHMMSS>_<REPORT_PULICATION_DATE as YYYYMMDDHHMMSS>.csv

I-SEM Report Reference: EA-001  
Data Source: SEMOpx (ETS)  
Periodicity: Daily  
Audience: General Public  
Resolution: Day-Ahead: Hourly  
Intraday: Half-hourly  
Time Span: Per each auction specification  
Frequency: Daily, at D+1 relative to the trading day.  
Report Format: CSV

### 9.2.1.1.1 ETS MARKET RESULTS FILE STRUCTURE

The structure of the ETA Market Results files is described in the diagram below.



### 9.2.1.2 ETS MARKET RESULTS FILE: AREA SET SECTION

Area Set Information: Line 1 (Area set name)

Col. #	Type	Description
1	Char(8)	"Area set"
2	Char(50)	Area set name.

Area Set Information: Line 2 (Auction name)

Col. #	Type	Description
1	Char(12)	"Auction name"
2	Char(40)	Name of the auction (e.g. SEMO DAM Auction, SEMO IDA 1 Auction...).

Area Set Information: Line 3 (Auction date/time)

Col. #	Type	Description
1	Char(17)	"Auction Date Time"
2	DateTime	Auction date time in UTC: YYYY-MM-DDThh:mm:ssZ

### 9.2.1.3 ETS MARKET RESULTS FILE: FX RATE SECTION

FX Rate Information: Line 1 (FX Rate Header)

Col. #	Type	Description
1	Char(8)	"FX Rates"

**FX Rate Information: Line 2 (FX Rate Details - only received FX Rates are reported)**

Col. #	Type	Description
1	Char(3)	Value of Currency From: "EUR"
2	Char(3)	Value of Currency To: "GBP"
3	Number(16,8)	Value of currency rate. For EirGrid, the supplied FX rate will have a maximum of 4dp

**9.2.1.4 ETS MARKET RESULTS FILE: INDEX SECTION**

The following section (Index Information) is repeated for NI and ROI

**Index Information: Line 1 (Market Area Name)**

Col. #	Type	Description
1	String	"Market Area"
2	String	"NI-DA", "NI-IDA1", "NI-IDA2", "NI-IDA3", "ROI-DA", "ROI-IDA1", "ROI-IDA2", "ROI-IDA3"

**Index Information: Line 2 (Index Prices)**

Col. #	Type	Description
1	Char(12)	"Index prices"
2	Number(3)	Period duration in minute: "30", "60"
3	Char(3)	Currency: "EUR", "GBP"

**Index Information: Line 3 (Delivery Dates/Times for Auction Time Horizon)**

Col. #	Type	Description
1 -> n	Date Time	<p>Period date time delivery start in UTC: YYYY-MM-DDThh:mm:ssZ</p> <p>The day-ahead auction has 24 columns. In the case of a short-day or long-day with seasonal time changes, the number of columns is 23 and 25, respectively.</p> <p>The intraday 1 auction has 48 columns. In the case of a short-day or long-day with seasonal time changes, the number of columns is 46 and 50, respectively.</p> <p>The intraday 2 auction has 32 columns. The time horizon of the auction is unaffected by the seasonal time change.</p> <p>The intraday 3 auction has 18 columns. The time horizon of the auction is unaffected by the seasonal time change.</p>

**Index Information: Line 4 (Index Price)**

Col. #	Type	Description
1 -> n	Date Time	<p>Value of Index Price in defined currency</p> <p>The day-ahead auction has 24 columns. In the case of a short-day or long-day with seasonal time changes, the number of columns is 23 and 25, respectively.</p> <p>The intraday 1 auction has 48 columns. In the case of a short-day or long-day with seasonal time changes, the number of columns is 46 and 50, respectively.</p> <p>The intraday 2 auction has 32 columns. The time horizon of the auction is unaffected by the seasonal time change.</p> <p>The intraday 3 auction has 18 columns. The time horizon of the auction is unaffected by the seasonal time change.</p>

**Index Information: Line 5 (Index Volume Definition)**

Col. #	Type	Description
1	Char(13)	"Index volumes"
2	Number(3)	Period duration in minutes: "30", "60"

**Index Information: Line 6 (Delivery Dates/Times for Auction Time Horizon)**

Col. #	Type	Description
1 -> n	Date Time	<p>Period date time delivery start in UTC: YYYY-MM-DDThh:mm:ssZ</p> <p>The day-ahead auction has 24 columns. In the case of a short-day or long-day with seasonal time changes, the number of columns is 23 and 25, respectively.</p> <p>The intraday 1 auction has 48 columns. In the case of a short-day or long-day with seasonal time changes, the number of columns is 46 and 50, respectively.</p>

Col. #	Type	Description
		The intraday 2 auction has 32 columns. The time horizon of the auction is unaffected by the seasonal time change.
		The intraday 3 auction has 18 columns. The time horizon of the auction is unaffected by the seasonal time change.

**Index Information: Line 7 (Index Volume)**

Col. #	Type	Description
1 -> n	Date Time	Value of Index volume  The day-ahead auction has 24 columns. In the case of a short-day or long-day with seasonal time changes, the number of columns is 23 and 25, respectively.  The intraday 1 auction has 48 columns. In the case of a short-day or long-day with seasonal time changes, the number of columns is 46 and 50, respectively.  The intraday 2 auction has 32 columns. The time horizon of the auction is unaffected by the seasonal time change.  The intraday 3 auction has 18 columns. The time horizon of the auction is unaffected by the seasonal time change.

**Index Information: Line 8 (Net Position Definition)**

Col. #	Type	Description
1	Char(12)	"Net position"
2	Number(3)	Period duration in minutes: "30", "60"

**Index Information: Line 9 (Delivery Dates/Times for Auction Time Horizon)**

Col. #	Type	Description
1 -> n	Date Time	Period date time delivery start in UTC: YYYY-MM-DDThh:mm:ssZ The day-ahead auction has 24 columns. In the case of a short-day or long-day with seasonal time changes, the number of columns is 23 and 25, respectively.  The intraday 1 auction has 48 columns. In the case of a short-day or long-day with seasonal time changes, the number of columns is 46 and 50, respectively.  The intraday 2 auction has 32 columns. The time horizon of the auction is unaffected by the seasonal time change.  The intraday 3 auction has 18 columns. The time horizon of the auction is unaffected by the seasonal time change.

**Index Information: Line 10 (Net Position Volume)**

Col. #	Type	Description
1 -> n	Date Time	Value of net position volume  The day-ahead auction has 24 columns. In the case of a short-day or long-day with seasonal time changes, the number of columns is 23 and 25, respectively.  The intraday 1 auction has 48 columns. In the case of a short-day or long-day with seasonal time changes, the number of columns is 46 and 50, respectively.  The intraday 2 auction has 32 columns. The time horizon of the auction is unaffected by the seasonal time change.  The intraday 3 auction has 18 columns. The time horizon of the auction is unaffected by the seasonal time change.

**Index Information: Line 11 (Block Header - EUR)**

Col. #	Type	Description
1	String	"Default blocks"
2	Number(3)	Period duration in minutes: "30", "60"
3	String	Currency: "EUR", "GBP"

**Block Information: Line 12 (Block Names - EUR)**

Col. #	Type	Description
1	String	"Default name"
2	String	List of block names

The table below lists the pre-defined blocks.

Pre-defined block name	Intervals covered by Predefined block			
	DAM (24*60min)	IDA1 (48*30mins)	IDA2(24*30min)	IDA3(12*30min)
Middle Night	1 to 4	1 to 8	n/a	n/a
Early Morning	5 to 8	9 to 16	n/a	n/a
Late morning	9 to 12	17 to 24	n/a	n/a
Early afternoon	13 to 16	25 to 32	n/a	n/a
Rush hour	17 to 20	33 to 40	9 to 16	1 to 4
Off-peak 2	21 to 24	41 to 48	n/a	n/a
Baseload	1 to 24	1 to 48	1 to 24	1 to 12
Peakload	09 to 20	17 to 40	1 to 16	n/a
Night	1 to 6	1 to 12	n/a	n/a
Off-peak 1	1 to 8	1 to 16	n/a	n/a
Business	09 to 16	17 to 32	1 to 8	n/a
Off-peak	1 to 8 & 21 to 24	1 to 16 & 41 to 48	17 to 24	5 to 12
Morning	7 to 10	13 to 20	n/a	n/a
High noon	11 to 14	21 to 28	1 to 4	n/a
Afternoon	15 to 18	29 to 36	5 to 12	n/a
Evening	19 to 24	37 to 48	13 to 24	n/a

Figure 3: Pre-Defined Blocks in the ETS Market Results File

Index Information: Line 13 (Block Prices)

Col. #	Type	Description
1	String	"Block price"
2 -> n	Date Time	Average price for all <i>n</i> blocks in the period, in designated currency  Where <i>n</i> is the number of pre-defined blocks

Index Information: Line 14 (Block Volume)

Col. #	Type	Description
1	String	"Block volume"
2 -> n	Date Time	Sum of the volumes for all <i>n</i> blocks in the period  Where <i>n</i> is the number of pre-defined blocks

## 9.2.1.5 AREA INFORMATION

Area Information: Line 1 (Area Identifier)

Col. #	Type	Description
1	String	"Area"
2	String	Area name

Area Information: Line 2 (Area Price Header)

Col. #	Type	Description
1	String	"Prices"
2	Number(3)	Period duration in minutes: "30", "60"
3	String	Currency: "30", "60"

Area Information: Line 3 (Area Time Horizon)

Col. #	Type	Description
1 -> n	Date Time	Period date time delivery start in UTC: YYYY-MM-DDThh:mm:ssZ  The day-ahead auction has 24 columns. In the case of a short-day or long-day with seasonal time changes, the number of columns is 23 and 25, respectively.  The intraday 1 auction has 48 columns. In the case of a short-day or long-day with seasonal time changes, the number of columns is 46 and 50, respectively.  The intraday 2 auction has 32 columns. The time horizon of the auction is unaffected by the seasonal time change.

Col. #	Type	Description
		The intraday 3 auction has 18 columns. The time horizon of the auction is unaffected by the seasonal time change.

**Area Information: Line 4 (Area Prices)**

Col. #	Type	Description
1 -> n	Number(9,3)	Value of price in defined currency  The day-ahead auction has 24 columns. In the case of a short-day or long-day with seasonal time changes, the number of columns is 23 and 25, respectively.  The intraday 1 auction has 48 columns. In the case of a short-day or long-day with seasonal time changes, the number of columns is 46 and 50, respectively.  The intraday 2 auction has 32 columns. The time horizon of the auction is unaffected by the seasonal time change.  The intraday 3 auction has 18 columns. The time horizon of the auction is unaffected by the seasonal time change.

The following sections (Linear Order, Complex Order) will be repeated for every SEMOpX Member portfolio that has cleared data in the respective auction. Complex Orders are only applicable to the SEMOpX Day-Ahead auction results.

**Area Information, Member-Level Detail: Line 1 (Member-Specific Header)**

Col. #	Type	Description
1	String	"Portfolio"
2	String	Member short name
3	String	Portfolio name.
4	Number(3)	Period duration in minute: "30", "60"
5	String	Settlement currency of the (portfolio, area) combination: "EUR" or "GBP"

**Area Information, Member-Level Detail, Linear Order Results: Line 1 (Linear Order Results Header)**

Col. #	Type	Description
1	String	"Linear order"

**Area Information, Member-Level Detail, Linear Order Results: Line 2 (Linear Order Results Time Horizon)**

Col. #	Type	Description
1 -> n	Date Time	Period date time delivery start in UTC: YYYY-MM-DDThh:mm:ssZ  The day-ahead auction has 24 columns. In the case of a short-day or long-day with seasonal time changes, the number of columns is 23 and 25, respectively.  The intraday 1 auction has 48 columns. In the case of a short-day or long-day with seasonal time changes, the number of columns is 46 and 50, respectively.  The intraday 2 auction has 32 columns. The time horizon of the auction is unaffected by the seasonal time change.  The intraday 3 auction has 18 columns. The time horizon of the auction is unaffected by the seasonal time change.

**Area Information, Member-Level Detail, Linear Order Results: Line 3 (Linear Order Results Detail)**

Col. #	Type	Description
1 -> n	Number(8,2)	Value of executed quantity for the linear order  The day-ahead auction has 24 columns. In the case of a short-day or long-day with seasonal time changes, the number of columns is 23 and 25, respectively.  The intraday 1 auction has 48 columns. In the case of a short-day or long-day with seasonal time changes, the number of columns is 46 and 50, respectively.  The intraday 2 auction has 32 columns. The time horizon of the auction is unaffected by the seasonal time change.  The intraday 3 auction has 18 columns. The time horizon of the auction is unaffected by the seasonal time change.

**Area Information, Member-Level Detail, Complex Order Results: Line 1 (Complex Order Results Header)**

Col. #	Type	Description
1	String	"Complex order"

**Area Information, Member-Level Detail, Complex Order Results: Line 2 (Complex Order Results Time Horizon)**

Col. #	Type	Description
1 -> n	Date Time	<p>Period date time delivery start in UTC: YYYY-MM-DDThh:mm:ssZ</p> <p>The day-ahead auction has 24 columns. In the case of a short-day or long-day with seasonal time changes, the number of columns is 23 and 25, respectively.</p> <p>The intraday 1 auction has 48 columns. In the case of a short-day or long-day with seasonal time changes, the number of columns is 46 and 50, respectively.</p> <p>The intraday 2 auction has 32 columns. The time horizon of the auction is unaffected by the seasonal time change.</p> <p>The intraday 3 auction has 18 columns. The time horizon of the auction is unaffected by the seasonal time change.</p>

**Area Information, Member-Level Detail, Complex Order Results: Line 3 (Complex Order Results Detail)**

Col. #	Type	Description
1 -> n	Number(8,2)	<p>Value of executed quantity for the linear order</p> <p>The day-ahead auction has 24 columns. In the case of a short-day or long-day with seasonal time changes, the number of columns is 23 and 25, respectively.</p> <p>The intraday 1 auction has 48 columns. In the case of a short-day or long-day with seasonal time changes, the number of columns is 46 and 50, respectively.</p> <p>The intraday 2 auction has 32 columns. The time horizon of the auction is unaffected by the seasonal time change.</p> <p>The intraday 3 auction has 18 columns. The time horizon of the auction is unaffected by the seasonal time change.</p>

**9.2.2 EA-002: ETS BID FILE**

This file contains all the orders submitted during the auction (whether they were executed or not – this is indicated) for a given Area Set and Auction Day. (Deactivated orders are also included in the file).

**9.2.2.1 ETS BID FILES**

The ETA Bid data are delivered in four files, one for each of the auctions. They are:

Auction	Filemask
Day-Ahead Auction Results	BidFile_SEM-DA_PWR-MRC-D+1_<AUCTION DATE as YYYYMMDDHHMMSS>_<REPORT_PULICATION_DATE as YYYYMMDDHHMMSS>.csv
Intraday 1 Auction Results	BidFile_SEM-IDA1_PWR-SEM-GB-D+1_<AUCTION DATE as YYYYMMDDHHMMSS>_<REPORT_PULICATION_DATE as YYYYMMDDHHMMSS>.csv
Intraday 2 Auction Results	BidFile_SEM-IDA2_PWR-SEM-GB-D_<AUCTION DATE as YYYYMMDDHHMMSS>_<REPORT_PULICATION_DATE as YYYYMMDDHHMMSS>.csv
Intraday 3 Auction Results	BidFile_SEM-IDA3_PWR-SEM-D_<AUCTION DATE as YYYYMMDDHHMMSS>_<REPORT_PULICATION_DATE as YYYYMMDDHHMMSS>.csv

*I-SEM Report Reference:* EA-002

*Data Source:* SEMOpX (ETS)

*Periodicity:* Daily

*Audience:* General Public

*Resolution:* Day-Ahead: Hourly  
Intraday: Half-hourly


*Time Span:* Per each auction specification

*Frequency:* Daily, at D+1 relative to the trading day.

*Report Format:* CSV

### 9.2.2.1.1 ETS BID FILE STRUCTURE

The structure of the ETA Bid files is described in the diagram below.



### 9.2.2.2 ETS BID FILE: AREA SET SECTION

#### Area Set Information: Line 1 (Area set name)

Col. #	Type	Description
1	String	"Area set"
2	String	Area set name.

#### Area Set Information: Line 2 (Auction name)

Col. #	Type	Description
1	Char(12)	"Auction name"
2	Char(50)	Name of the auction (e.g. SEMO DAM Auction, SEMO IDA 1 Auction...).

#### Area Set Information: Line 3 (Auction date/time)

Col. #	Type	Description
1	Char(17)	"Auction Date Time"
2	DateTime	Auction date time in UTC: YYYY-MM-DDThh:mm:ssZ

### 9.2.2.3 ETS BID FILE: PORTFOLIO-AREA SECTION

#### Portfolio Information: Line 1 (Portfolio – Area – Resolution - Currency Identification)

Col. #	Type	Description
1	String	"PO"
2	String	Member identifier
3	String	Portfolio name
4	String	Area name
5	Number(3)	Period duration in minutes: "30", "60"
6	String	Settlement currency of the portfolio, area combination ("EUR", "GBP")

The following lines are repeated for each Portfolio-Area combination that submitted bids or offers to the relevant auction.

#### Portfolio Information: Line 2 (Linear Order Header)

Col. #	Type	Description
1	String	"SL"
2	String	Submission ID
3	String	User ID
4	String	Member ID of the User (Can be different from the Member ID of the Portfolio, if another participant is submitting on behalf of)
5	Date Time	Submission date time in UTC: YYYY-MM-DDThh:mm:ssZ

#### Portfolio Information: Line 3 (Linear Order - Price)

Col. #	Type	Description
1	String	"PR" for price
2	String	"Period"
3	String	"Active"
4	Number(8,2)	"Execution"
5	Date Time	First price of the linear order
*** This column is repeated until the Last Price of the linear order is reached		

#### Portfolio Information: Line 4 -> n (Linear Order - Volume) \*n is the number of hours in the linear order

Col. #	Type	Description
1	String	"VL" for price

Col. #	Type	Description
2	Date Tim	Period date time in UTC: YYYY-MM-DDThh:mm:ssZ
3	String	"Y" if the order is active "N" if the order is inactive
4	Number(8,2)	Value of the executed quantity. If the order is inactive, the volume will always be zero.
5	Number(8,2)	Quantity for the first price of the interpolated order, as submitted by the Member, in the settlement currency  *** This column is repeated until the final quantity of the linear order is reached

**Portfolio Information: Line 5 (Complex Order - Header)**

Col. #	Type	Description
1	Char	"SC" (for submission complex order)
2	Char	Value of Submission ID
3	Char	Value of User ID
4	String	Member ID of the user
5	Date Time	Submission date time in UTC: YYYY-MM-DDThh:mm:ssZ
6	Char	"Fixed Term"
7	Number(18,11)	Value of Fixed Term
8	Char	"Variable Term"
9	Number(18,11)	Value of Variable Term
10	Char	"Increase Gradient"
11	Number(11,5)	Value of Increase Gradient
12	Char	"Decrease Gradient"
13	Number(11,5)	Value of Decrease Gradient
14	Char	"Scheduled Stop periods"
15	Number(2)	Value of Scheduled Stop Periods
16	Char	"Paradoxically Rejected"
17	Number(1)	Value of Paradoxically Rejected (1 – paradoxically rejected, 0 – not paradoxically rejected)
18	Char	"Activation"
19	Number(1)	Value of activation (0 - Rejected, 1 - Accepted)

**Portfolio Information: Line 6 (Complex Order - Price)**

Col. #	Type	Description
1	String	"PR" for price
2	String	"PERIOD"
3	String	"Active"
4	String	"Execution"
5	Number(8,2)	First Price of the complex order  *** This column is repeated until the final price of the complex order is reached

**Portfolio Information: Line 7 -> n (Complex Order - Volume) \*n is the number of hours in the complex order)**

Col. #	Type	Description
1	String	"VL" for price
2	Date Tim	Period date time in UTC: YYYY-MM-DDThh:mm:ssZ
3	String	"Y" if the order is active "N" if the order is inactive
4	Number(8,2)	Value of the executed quantity. If the order is inactive, the volume will always be zero.
5	Number(8,2)	Quantity for the first price of the interpolated order, as submitted by the Member, in the settlement currency  *** This column is repeated until the final quantity of the complex order is reached

**9.2.3 EA-003: BLOCK BID ORDER FILE**

This report is not yet available for SEMOpX under the I-SEM arrangements.

**9.2.4 EA-004: BID/ASK CURVES**

This file contains the calculated data points of the bid/ask curves.

**9.2.4.1 ETS BID/ASK CURVE FILES**

The ETA Bid data are delivered in eight files, one for each of the auctions, by area. They are:

Auction	Filemask
Day-Ahead Auction Bid/Ask Curves, ROI	BidAskCurves_ROI-DA_<AUCTION DATE> as



Auction	Filemask
	YYYYMMDDHHMMSS>_<REPORT_PULICATION_DATE as YYYYMMDDHHMMSS>.csv
Intraday 1 Auction Bid/Ask Curves, ROI	BidAskCurves_ROI-IDA1_<AUCTION DATE as YYYYMMDDHHMMSS>_<REPORT_PULICATION_DATE as YYYYMMDDHHMMSS>.csv
Intraday 2 Auction Bid/Ask Curves, ROI	BidAskCurves_ROI-IDA2_<AUCTION DATE as YYYYMMDDHHMMSS>_<REPORT_PULICATION_DATE as YYYYMMDDHHMMSS>.csv
Intraday 3 Auction Bid/Ask Curves, ROI	BidAskCurves_ROI-IDA3_<AUCTION DATE as YYYYMMDDHHMMSS>_<REPORT_PULICATION_DATE as YYYYMMDDHHMMSS>.csv
Day-Ahead Auction Bid/Ask Curves, NI	BidAskCurves_NI-DA_<AUCTION DATE as YYYYMMDDHHMMSS>_<REPORT_PULICATION_DATE as YYYYMMDDHHMMSS>.csv
Intraday 1 Auction Bid/Ask Curves, NI	BidAskCurves_NI-IDA1_<AUCTION DATE as YYYYMMDDHHMMSS>_<REPORT_PULICATION_DATE as YYYYMMDDHHMMSS>.csv
Intraday 2 Auction Bid/Ask Curves, NI	BidAskCurves_NI-IDA2_<AUCTION DATE as YYYYMMDDHHMMSS>_<REPORT_PULICATION_DATE as YYYYMMDDHHMMSS>.csv
Intraday 3 Auction Bid/Ask Curves, NI	BidAskCurves_NI-IDA3_<AUCTION DATE as YYYYMMDDHHMMSS>_<REPORT_PULICATION_DATE as YYYYMMDDHHMMSS>.csv

*I-SEM Report Reference:*     EA-004

*Data Source*                 SEMOpx (ETS)

*Periodicity:*                 Daily

*Audience:*                 General Public

*Resolution:*                 Day-Ahead: Hourly  
                                      Intraday: Half-hourly

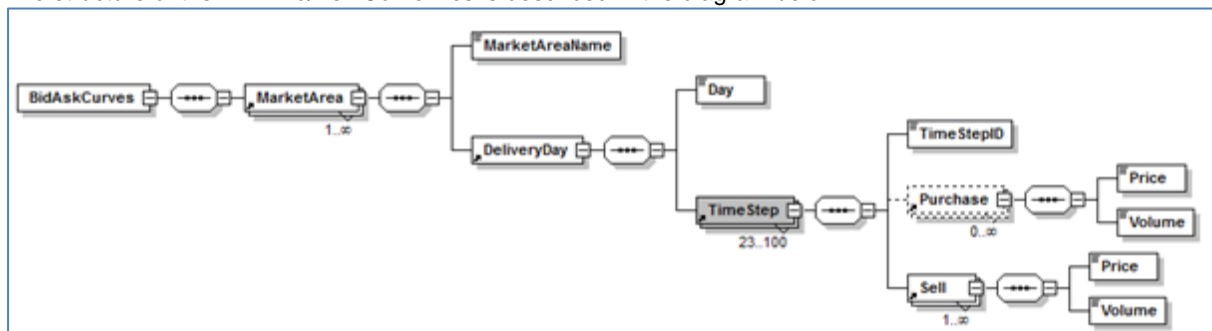
*Time Span:*                 Per each auction specification

*Frequency:*                 Daily, at D+1 relative to the trading day.

*Report Format:*             XML

#### 9.2.4.1.1 ETS BID/ASK CURVE FILE STRUCTURE

The structure of the ETA Bid/Ask Curve files is described in the diagram below.



#### 9.2.4.2 ETS BID/ASK CURVE FILE

##### Market Area Sub Element

Field	Data type	Elements	Description
MarketAreaName	String	1	MarketArea
DeliveryDay	DeliveryDay	1	

##### DeliveryDay Sub Element

Field	Data type	Elements	Description
Day	Date	1	dd/mm/yyyy
TimeStep	TimeStep	1 - n	Time step curve data for all time steps of the day

#### TimeStep Sub Element

Field	Data type	Elements	Description
TimeStepID	String	1	Time step: 01- 24 On DST start date the third hour is removed: 01, 02, 04, 05, ... , 24  On DST end date the third hour is replicated and the letter 'B' is used to differentiate it: 01,02, 03, 03B, 04, 05, ..., 24
Purchase	Bid	0 – n	Price/Quantity pairs for purchased quantity at a given price level
Sell	Bid	0 – n	Price/Quantity pairs for sold quantity at a given price level

#### Bid Sub Element

Field	Data type	Elements	Description
Price	Price	1	Buy/sell price Value has the precision of the area price + 2 additional decimal places e.g. for price tick 0.1 €/MWh there will be three decimal places of precision
Quantity	Quantity	1	Purchased/sold quantity Value has the precision of the area volume + 1 additional decimal place e.g. for volume tick 0.1 MW there will be two decimal places of precision

## 9.2.5 EA-006: EXCHANGE TRANSPERANCY

This file contains summary data about the ETS market activity.

### 9.2.5.1 EXCHANGE TRANSPARENCY FILE

*I-SEM Report Reference:* EA-006  
*Data Source:* SEMOpX  
*Periodicity:* Daily  
*Filename:* Exchange Transparency\_[Market Area]\_[Delivery date]\_[Creation date]  
*Audience:* General Public  
*Resolution:* Delivery Date  
*Time Span:* Delivery Date  
*Frequency:* Daily, at D+1 relative to the trading day.  
*Report Format:* XML

#### 9.2.5.1.1 EXCHANGE TRANSPARENCY FILE STRUCTURE

The structure of the Exchange Transparency file is described in the diagram below.

```
<?xml version='1.0' encoding='ISO-8859-1'?>
<ExchangeTransparency>
  <DeliveryDay>16/10/2013</DeliveryDay>
  <MarketAreaName>ROI-DA</MarketAreaName>
  <ActiveParticipants>2</ActiveParticipants>
  <NbBuyers>1</NbBuyers>
  <NbSellers>1</NbSellers>
  <NbNetBuyers>1</NbNetBuyers>
  <NbNetSellers>1</NbNetSellers>
  <MarketShare>0.5</MarketShare>
</ExchangeTransparency>
```

### 9.2.5.2 EXCHANGE TRANSPARENCY FILE DETAIL

#### File detail

Element Name	Type	Cardinality	Description
DeliveryDay	string	[1..1]	Delivery day for the products in the auction (format: DD/MM/YYYY)
MarketAreaName	string	[1..1]	Market area name.
ActiveParticipants	string	[1..1]	Total number of Participants that have submitted an order for products in the Market Area for the auction.
NbBuyers	integer	[1..1]	Total number of Active Participants that have submitted a buy order in the Market Area for the auction.
NbSellers	integer	[1..1]	Total number of Active Participants that have submitted a Sell order in the Market Area for the auction.
NbNetBuyers	integer	[1..1]	Total number of Active Participants that have submitted and executed a Buy order in the Market Area for the auction.
NbNetSellers	integer	[1..1]	Total number of Active Participants that have submitted and executed a Sell order in the Market Area for the auction.

### 9.2.6 EA-007: INTRADAY MARKET RESULTS TRADE

This report contains an inventory of all of the orders placed or modified by each member during the trading day. The report shows all unmodified, modified, reversed, cancelled and matched trades including on-exchange prearranged trades (OPT), private and confidential trades (PNC) and approved OTC trades whenever these are supported by the exchange. In case cross-product matching or trade decomposition has been configured and such a trade was matched, only the trades resulting from the trade decomposition will appear in the report.

For a report user belonging to a Regular member, this report contains the trade data just for this member.

For a market operations report user, this report is an aggregation of trade data of all members.

For a report user belonging to a Broker member, the report contains the trades and actions performed on these trades by the broker on behalf of other members. If the broker was also trading on his own behalf, the actions performed by its own member will be included in the report as well.

#### 9.2.6.1 INTRADAY MARKET RESULTS TRADE FILE

<i>I-SEM Report Reference:</i>	<i>EA-007</i>
<i>Data Source</i>	<i>SEMOpX (M7)</i>
<i>Periodicity:</i>	<i>Daily</i>
<i>Audience:</i>	<i>General Public</i>
<i>Filename:</i>	<i>IDC_TradeFile_[Delivery Date]__[Creation Date].xml</i>
<i>Time Span:</i>	<i>Trade Date</i>
<i>Frequency:</i>	<i>Daily, at D+1 relative to the trading day.</i>
<i>Report Format:</i>	<i>XML</i>

#### 9.2.6.2 INTRADAY MARKET RESULTS TRADE FILE STRUCTURE

Each **<tc810Grp>** contains all trades for a member/contract combination. Inside this group tag, the trades are organised by traders into different **<tc810Grp1>**. Inside this structure, the trades themselves are listed in the last hierarchy level, each in a separate **<tc810Rec>**.

In general, all trades, identified by their "tranIdNo", are only present once. The only exception are recalled trades, which can be identified by the value "R" in the field **<tranTypCod>** and cancelled trades which can be identified by the value "C" in the field **<tranTypCod>**.

#### 9.2.6.3 INTRADAY MARKET RESULTS TRADE FILE DETAIL

XML Tag	m/o	no.	Type	Condition the optional tag is present if..
to810	m	1	Structure	
rptHdr	m	1	Structure	
exchNam	m	1	Data	
envText	m	1	Data	
rptCod	m	1	Data	
rptNam	m	1	Data	
rptPmtEffDat	m	1	Data	
rptPmtRunDat	m	1	Data	
to810Grp	o	0..n	Structure	at least one trade was matched, trade cancelled or trade recall was granted on <rptPmtEffDat>
to810KeyGrp	m	1..n	Structure	
membExclIdCod	m	1	Data	
membClgIdCod	m	1	Data	
stlIdAct	m	1	Data	
stlIdLoc	m	1	Data	
instTitl	m	1	Structure	
isinCod	m	1	Data	
ontcUnt	m	1	Data	
product	m	1	Data	
currTypCod	m	1	Data	
to810Grp1	m	1	Structure	
to810KeyGrp1	m	1	Structure	
partIdCod	m	1	Data	
to810Rec	m	1..n	Structure	
mktArea	m	1	Data	
tso	m	1	Data	
balGrp	m	1	Data	
olgHseCode	o	0..1	Data	a clearing house code was specified as part of the respective order
olgAcctId	o	0..1	Data	a clearing account ID was specified as part of the respective order
tranTim	m	1	Data	
tranIdNo	m	1	Data	
tranIdSfxNo	m	1	Data	
remoteTranIdNo	o	0..1	Data	the trade was executed or modified by XBID SOB
remoteTranIdSfxNo	o	0..1	Data	the trade was executed or modified by XBID SOB
tranTypCod	m	1	Data	
typOrig	m	1	Data	
aggressorIndicator	m	1	Data	
ordrNo	m	1	Data	
acctTypCodGrp	m	1	Data	
ordrBuyCod	m	1	Data	
openCloseInd	o	0..1	Data	the respective order was submitted with a valid value in the "Open Close Indicator" field
tradMchQty	m	1	Data	
tradMchPrc	m	1	Data	
tradPhase	m	1	Data	
stlDate	m	1	Data	
feeAmt	m	1	Data	
membCtpyIdCod	m	1	Data	
text	o	0..1	Data	the text field is not empty
membExclIdCodOboMs	o	0..1	Data	the trade was cancelled or a trade recall was granted by an admin user
partIdCodOboMs	o	0..1	Data	the trade was cancelled or a trade recall was granted by an admin user
brokerMemblIdCod	o	0..1	Data	the trade was modified by a broker user on behalf of another user
brokerUserIdCod	o	0..1	Data	the action was modified by a broker user on behalf of another user
sumPartTotBuyOrdr	m	1	Data	
sumPartTotSellOrdr	m	1	Data	
sumMembTotBuyOrdr	m	1	Data	
sumMembTotSellOrdr	m	1	Data	

Figure 4: Intraday Market Trade Results File Detail

## 9.2.7 EA-008: INTRADAY MARKET RESULTS ORDER

The report contains a list of all active orders, which have been created or modified for each member during the trading day.

For a report user belonging to a Regular member, this report is arranged by traders and contracts, and lists all measures taken for the maintenance of orders during the trading day.

#### 9.2.7.1 INTRADAY MARKET RESULTS ORDER FILE

<i>I-SEM Report Reference:</i>	<i>EA-008</i>
<i>Data Source</i>	<i>SEMOpx (ETS)</i>
<i>Periodicity:</i>	<i>Daily</i>
<i>Audience:</i>	<i>General Public</i>
<i>Filename:</i>	<i>IDC_OrderFile_[Delivery Date]_[Creation Date].xml</i>
<i>Time Span:</i>	<i>Trade Day</i>
<i>Frequency:</i>	<i>Daily, at D+1 relative to the trading day.</i>
<i>Report Format:</i>	<i>XML</i>

#### 9.2.7.2 INTRADAY MARKET RESULTS ORDER FILE STRUCTURE

For each member, a `<tc540Grp>` contains all orders that have been modified by its users. Inside this group tag, the orders are sorted by combinations of the user's code and contract that each order was entered for. Each of these combinations is defined by a `<tc540Grp1>`. Finally, inside each of these group tags, the orders are contained inside the `<tc540Rec>`, while each maintenance action performed on an order is listed in an individual record. All `<tc540Rec>` inside a `<tc540Grp1>` appear in chronological order (earliest first).

The report does not necessarily contain the complete lifecycle of an order, as it lists only the maintenance actions for one trading day, which is displayed in the tag `<rptPrntEffDat>`.

In the report for the market operations, a member will appear if and only if at least one of its users performed an order maintenance action (or the action was performed on behalf) during the last (full) trading day. In this regard, the status in which the (trading) member or its user is at the time of the report generation is irrelevant.

### 9.2.7.3 INTRADAY MARKET RESULTS ORDER FILE DETAIL

XML Tag	m/o	no.	Type	Condition the optional tag is present (if)..
tc540	m	1	Structure	
rptHdr	m	1	Structure	
exchNam	m	1	Data	
envText	m	1	Data	
rptCod	m	1	Data	
rptNam	m	1	Data	
rptPntEffDat	m	1	Data	
rptPntRunDat	m	1	Data	
tc540Grp	o	0..n	Structure	an order was modified on <rptPntEffDat>
tc540KeyGrp	m	1..n	Structure	
membExclCod	m	1	Data	
tc540Grp1	m	1..n	Structure	
tc540KeyGrp1	m	1..n	Structure	
partIdCod	m	1	Data	
instTitl	m	1	Structure	
isinCod	m	1	Data	
currTypCod	m	1	Data	
product	m	1	Data	
tc540Rec	m	1..n	Structure	
tranTim	m	1	Data	
mktArea	m	1	Data	
tso	m	1	Data	
balGrp	m	1	Data	
clgHse	o	0..n	Structure	a clearing house was specified as part of the order
clgHseCode	m	1	Data	
clgAcct	m	1..n	Structure	

XML Tag					m/o	no.	Type	Condition the optional tag is present (if)..
				clgAcctId	m	1	Data	
				entTim	m	1	Data	
				actnCod	m	1	Data	
				aggressorIndicator	o	0..1	Data	the "actnCod" of the order is either "M" (full match) or "P" (partial match).
				revisionNo	m	1	Data	
				listID	o	0..1	Data	the order is a part of a basket
				listExecInst	o	0..1	Data	the order is a part of a basket
				ordrNo	m	1	Data	
				ordrInitialNo	m	1	Data	
				ordrParentNo	o	0..1	Data	the order was modified which led to a new order with a new order number
				remoteOrdrNo	o	0..1	Data	the order has been communicated to the XBID SOB
				remoteRevisionNo	o	0..1	Data	the order has been communicated to the XBID SOB
				ordrBuyCod	m	1	Data	
				openCloseInd	o	0..1	Data	the order was submitted with a valid value in the "Open Close Indicator" field
				acctTypCodGrp	m	1	Data	
				ordrQty	m	1	Data	
				peakSizeQty	o	0..1	Data	<ordrTypCod> is "I" (iceberg order)
				totalRemQty	o	0..1	Data	<ordrTypCod> is "I" (iceberg order)
				stopPrc	o	0..1	Data	<ordrTypCod> is "S" (stop limit order)
				ppd	o	0..1	Data	<ordrTypCod> is "I" (iceberg order)
				ordrTypCod	m	1	Data	
				quote	o	0..1	Data	the order is a quote
				ordrExePrc	m	1	Data	
				tradMchPrc	o	0..1	Data	<actnCod> is either: "M" (full match) or "P" (partial match)
				ordrResCod	o	0..1	Data	<ordrResCod> is either: "A" (AON), "F" (FOK) or "I" (IOC)
				ordrValCod	m	1	Data	
				applicationId	o	0..1	Data	always, except for orders submitted or maintained before the migration to M7 6.0.
				applicationVer	o	0..1	Data	the application version was provided in the API.
				valDat	o	0..1	Data	<ordrValCod> is "GTD"
				text	o	0..1	Data	the text field is not empty
				membExclIdCodOboMs	o	0..1	Data	the maintenance step was performed by a user on behalf of the order owner
				partIdCodOboMs	o	0..1	Data	the maintenance step was performed by a user on behalf of the order owner

Figure 5: Intraday Market Results Order File Detail

## 9.2.8 EA-009: INTRADAY MARKET RESULTS STATISTICS

### 9.2.8.1 INTRADAY MARKET RESULTS STATISTICS FILE

*I-SEM Report Reference:* EA-009  
*Data Source:* SEMOpX (ETS)  
*Periodicity:* Daily  
*Audience:* General Public

Filename: *IDC\_Statistic\_[Creation date] (Creation Date in format YYYYMMDDhhmiss in UTC)*  
 Time Span: *Trade Date*  
 Frequency: *Daily, at D+1 relative to the trading day.*  
 Report Format: *CSV*

### 9.2.8.2 INTRADAY MARKET RESULTS STATISTICS FILE DETAIL

#### Statistics Report Comment: Line 1

Col. #	Type	Description
1	Char(1)	"#"
2	DateTime	File generated DateTime (format: DD/MM/YYYY HH:MM:SS Z) in UTC
3	String	"Trade Values – SEMO Intraday Trading – ireland"

#### Statistics Report Header: Line 2

Col. #	Type	Description
1	String	"Delivery day"
2	String	"Delivery Start "
3	String	"Volume Buy (MW)"
4	String	"Volume Sell (MW)"
5	String	"Low Price (EUR/MWh)"
6	String	"High Price (EUR/MWh)"
7	String	"Last Price (EUR/MWh) "
8	String	"Time Stamp of Last Price"
9	String	"Weighted Average Price"

#### Statistics Report Detail: Lines 3 -> Nth (Should be 97 for two days of 30 minute instruments and one line for blocks)

Col. #	Type	Description
1	String	The Delivery day being reported (format: DD/MM/YYYY) in UTC
2	String	For 30 minute instruments: Instrument delivery start date/time in UTC: DD/MM/YYYY HH:MM:SSZ For Blocks: "Blocks (MWh)"
3	String	For 30 minute instruments: The total Volume (in MW) for Buy order for the instrument (total of volume on delivery areas ROI and NI) For Blocks: The total Volume (in MWh) for Buy order for all the pre-defined blocks (total of volume on delivery areas ROI and NI)
4	String	For 30 minute instruments: The total Volume (in MW) for Sell order for the instrument (total of volume on delivery areas ROI and NI) For Blocks: The total Volume (in MWh) for Sell order for all the pre-defined blocks (total of volume on delivery areas ROI and NI)
5	String	For 30 minute instruments: The Lowest traded Price (EUR/MWh) achieved for that instrument (delivery area ROI or NI) For Blocks: empty
6	String	For 30 minute instruments: The Highest traded Price (EUR/MWh) achieved for the instrument (delivery area ROI or NI) For Blocks: empty
7	String	For 30 minute instruments: The traded Last Price (EUR/MWh) for the instrument (delivery area ROI or NI) For Blocks: empty
8	String	For 30 minute instruments: Time Stamp of Last Price (format: DD/MM/YYYY HH:MM:SSZ) in UTC (delivery area ROI or NI) For Blocks: empty



Col. #	Type	Description
9	String	<p>For 30 minute instruments: The Weighted Average Price for the instrument. Average price weighted by the volume, calculated as trades occur on a real time basis. Volumes are summed over the two Delivery Area and Price are considered over the two delivery areas.</p> <p>Format: Decimal given to 6 decimal places</p> <ul style="list-style-type: none"> <li>- E.g.: 38,676996</li> </ul> <p>Averages are calculated</p> <ul style="list-style-type: none"> <li>- Per instrument</li> </ul> <p>The following trades are considered</p> <ul style="list-style-type: none"> <li>- Market local trades on single product (instrument)</li> </ul> <p>The following trades are <b>not</b> considered</p> <ul style="list-style-type: none"> <li>- OTC trades</li> </ul> <p><u>Calculation method</u></p> <p>If there is at least one trade on the related instrument, the average is equal to the weighted average price.</p> <ul style="list-style-type: none"> <li>o <math>\text{Sum (Price*Volume) for trades done on the related instrument divided by Sum (Volume) for trades done on the related instrument.}</math></li> </ul> <p>For Blocks: empty</p>

## 10 APPENDIX C: BALANCING MARKET PUBLICATION DETAILS

### 10.1 BALANCING MARKET DEVELOPMENT

#### 10.1.1 BM-118: TRADING AND SETTLEMENT CODE (INCLUDING AGREED PROCEDURES)

This report contains the Trading and Settlement Code, including Agreed Procedures.

<i>I-SEM Report Reference:</i>	<i>BM-118</i>
<i>Audience:</i>	<i>General Public</i>
<i>Frequency:</i>	Periodically as required
<i>Report Format:</i>	<i>Word/PDF</i>

#### 10.1.2 BM-119: SCHEDULE AND DATES OF MODIFICATION PANEL MEETINGS

This report contains the planned schedule and dates of the Modification Panel meetings.

<i>I-SEM Report Reference:</i>	<i>BM-119</i>
<i>Audience:</i>	<i>General Public</i>
<i>Frequency:</i>	Periodically as required
<i>Report Format:</i>	<i>Word/PDF</i>

#### 10.1.3 BM-120: MODIFICATION PROPOSAL

This report contains the details of a submitted Modification Proposal which has been accepted for consideration by the Modification Panel Committee.

<i>I-SEM Report Reference:</i>	<i>BM-120</i>
<i>Audience:</i>	<i>General Public</i>
<i>Frequency:</i>	Periodically as required
<i>Report Format:</i>	<i>Word/PDF</i>

#### 10.1.4 BM-121: PUBLIC CONSULTATION ON MODIFICATION PROPOSAL

This report contains the request from the Modification Committee Secretariat for the public's views on a particular Modification Proposal.

<i>I-SEM Report Reference:</i>	<i>BM-121</i>
<i>Audience:</i>	<i>General Public</i>
<i>Frequency:</i>	Periodically as required
<i>Report Format:</i>	<i>Word/PDF</i>

---

### 10.1.5 BM-122: RESPONSES TO PUBLIC CONSULTATION ON MODIFICATION PROPOSAL

This report contains the collated responses to the Consultation paper issued by the Modification Committee Secretariat for the public's views on a particular Modification Proposal.

<i>I-SEM Report Reference:</i>	<i>BM-122</i>
<i>Audience:</i>	<i>General Public</i>
<i>Frequency:</i>	Periodically as required
<i>Report Format:</i>	<i>Word/PDF</i>

---

### 10.1.6 BM-123: FURTHER INFORMATION ON MODIFICATION PROPOSAL

This report contains any further relevant information received by the Modifications Committee in relation to a particular Modification Proposal.

<i>I-SEM Report Reference:</i>	<i>BM-123</i>
<i>Audience:</i>	<i>General Public</i>
<i>Frequency:</i>	Periodically as required
<i>Report Format:</i>	<i>Word/PDF</i>

---

### 10.1.7 BM-124: FINAL RECOMMENDATION REPORT

This report contains the Final Recommendation Report of the Modifications Committee on a particular Modification Proposal.

<i>I-SEM Report Reference:</i>	<i>BM-124</i>
<i>Audience:</i>	<i>General Public</i>
<i>Frequency:</i>	Periodically as required
<i>Report Format:</i>	<i>Word/PDF</i>

---

### 10.1.8 BM-125: REGULATORY AUTHORITY DECISION ON FINAL MODIFICATION RECOMMENDATION

This report contains the Regulatory Authority decision on the Final Modification Recommendation of a Particular Modification Proposal.

<i>I-SEM Report Reference:</i>	<i>BM-125</i>
<i>Audience:</i>	<i>General Public</i>
<i>Frequency:</i>	Periodically as required
<i>Report Format:</i>	<i>Word/PDF</i>

---

### 10.1.9 BM-126: MEMBERS AND CHAIRPERSON OF THE MODIFICATION COMMITTEE

This report contains the names of the members and chairperson of the Modification Committee.

<i>I-SEM Report Reference:</i>	<i>BM-126</i>
--------------------------------	---------------

*Audience:* General Public  
*Frequency:* Periodically as required  
*Report Format:* Word/PDF

#### 10.1.10 BM-127: TERMS OF REFERENCE FOR MARKET OPERATOR AUDIT

This report contains the terms of reference by which the nominated Market Operator Auditor conducts an audit of the Code, its operation and implementation and the operations, trading arrangements, procedures and processes under the Code.

*I-SEM Report Reference:* BM-127  
*Audience:* General Public  
*Frequency:* Periodically as required  
*Report Format:* Word/PDF

#### 10.1.11 BM-128: AUDIT REPORT

This report contains the Market Operator Auditor's findings in the audit of the Code, its operation and implementation and the operations, trading arrangements, procedures and processes under the Code.

*I-SEM Report Reference:* BM-128  
*Audience:* General Public  
*Frequency:* Periodically as required  
*Report Format:* Word/PDF

### 10.2 BALANCING MARKET DATA

#### 10.2.1 BM-001: LIST OF REGISTERED UNITS REPORT

This report contains all Units registered to participate in the I-SEM.

*I-SEM Report Reference:* BM-001  
*Data Source:* Registration  
*Periodicity:* Daily  
*Report Name:* PUB\_DailyRegisteredUnits  
*File Names:* PUB\_DailyRegisteredUnits.xml  
*Report Title:* List of Registered Units Report  
*Audience:* General Public  
*Resolution:* n/a  
*Time Span:* Currently Active/Approved Units, as registered at the time of publication  
*Frequency:* Daily, only when a new Unit Registration is approved.  
*Report Format:* XML

Field Name	Format	Description
PUBLISH TIME	TIME(YYYY-MM-DDTH24:MI)	Publish Date/time
PARTY ID	VARCHAR2(12)	Party ID (PY_XXXXXX)

Field Name	Format	Description
PARTY NAME	VARCHAR2(60)	Company name
ASSOCIATED PARTICIPANT ID	VARCHAR2(12)	Participant ID (PT_XXXXXX)
ASSOCIATED PARTICIPANT NAME	VARCHAR2(60)	Participant name
TRADING SITE ID	VARCHAR2(12)	TS_XXXXXX
UNIT ID	VARCHAR2(32)	e.g. GU_XXXXXX
UNIT NAME	VARCHAR2(32)	Unit name
UNIT TYPE	VARCHAR2(4)	Unit Type as per Registration (e.g. GU, SU, TU, etc.)
INTERMEDIARY	CHAR(1)	Y/N flag
AOLR REGISTERED	CHAR(1)	Y/N flag
STATUS	VARCHAR2(16)	Registered (does not have de-registration date) De-Registered (has de-registration date)
REGISTRATION DATE	YYYY-MM-DD	Trading Day when registered
DEREGISTRATION DATE	YYYY-MM-DD	Trading Day when deregistered

Table 25: List of Registered Units Report

## 10.2.2 BM-002: LIST OF REGISTERED PARTIES REPORT

This report contains details of all Parties that are registered in the I-SEM.

<i>I-SEM Report Reference:</i>	<i>BM-002</i>
<i>Data Source</i>	<i>Registration</i>
<i>Periodicity:</i>	<i>Daily</i>
<i>Report Name:</i>	<i>PUB_DailyRegisteredParties</i>
<i>File Names:</i>	<i>PUB_DailyRegisteredParties.xml</i>
<i>Report Title:</i>	<i>List of Registered Parties Report</i>
<i>Audience:</i>	<i>General Public</i>
<i>Resolution:</i>	<i>n/a</i>
<i>Time Span:</i>	<i>Currently Active/Approved Parties, as registered at the time of publication</i>
<i>Frequency:</i>	<i>Daily, only when a new Party Registration is approved.</i>
<i>Report Format:</i>	<i>XML</i>

Field Name	Format	Description
PUBLISH TIME	TIME(YYYY-MM-DDTH24:MI)	Publish Date/time
SHORT NAME	VARCHAR2(12)	PY_XXXXXX
COMPANY NAME	VARCHAR2(60)	Company Name
STATUS	VARCHAR2(24)	Registered Party Terminated (Voluntarily) Terminated
REGISTRATION DATE	YYYY-MM-DD	Trading Day when registered
TERMINATION DATE	YYYY-MM-DD	Trading Day when deregistered

Table 26: List of Registered Parties Report

## 10.2.3 BM-003: REGISTERED CAPACITY REPORT

This report contains the Registered Capacity and Fuel Type information for all Generator and Demand Side Units currently registered in the I-SEM.

<i>I-SEM Report Reference:</i>	<i>BM-003</i>
<i>Periodicity:</i>	<i>Monthly</i>
<i>Report Name:</i>	<i>PUB_MnlyRegisteredCapacity</i>
<i>File Names:</i>	<i>PUB_MnlyRegisteredCapacity.xml</i>

*Report Title:* Registered Capacity Report  
*Audience:* General Public  
*Resolution:* n/a  
*Time Span:* At the time of publication  
*Frequency:* Once every month  
*Report Format:* XML

Field Name	Format	Description
PUBLISH TIME	TIME(YYYY-MM-DDTH24:MI)	Publish Date/time
PARTICIPANT ID	VARCHAR2(12)	e.g. PT_XXXXXX
PARTICIPANT NAME	VARCHAR2(60)	Participant Name
RESOURCE NAME	VARCHAR2(32)	Resource identifier
UNIT NAME	VARCHAR2(32)	Unit Name
REGISTERED CAPACITY	NUMBER(8,3)	Registered Capacity or MW
DUAL FUEL FLAG	CHAR(1)	Y/N
FUEL TYPE	VARCHAR2(22)	WIND, GAS, MULTI, HYDRO, PEAT, COAL, PUMP, BIO, GAS, OIL, DISTL, DEM(Demand) etc..
SECONDARY FUEL TYPE	VARCHAR2(22)	Valid value from Fuel Type.
JURISDICTION	VARCHAR2(32)	ROI/NI

Table 27: Registered Capacity Report

#### 10.2.4 BM-004: MAKING OR LIFTING OF A SUSPENSION ORDER

This report contains the notice of making or lifting a suspension for a participant.

*I-SEM Report Reference:* BM-004  
*Audience:* General Public  
*Frequency:* Periodically as required  
*Report Format:* Word/PDF

#### 10.2.5 BM-005: TERMINATION ORDER

This report contains a notice of termination for a Party that specifies the time and date from which the Termination or Deregistration will take effect and the terms of the Termination or Deregistration.

*I-SEM Report Reference:* BM-005  
*Audience:* General Public  
*Frequency:* Periodically as required  
*Report Format:* Word/PDF

#### 10.2.6 BM-006: ACCESSION FEES AND PARTICIPATION FEES

This report contains details of the approved rate and basis for Accession Fees and Participation Fees.

*I-SEM Report Reference:* BM-006  
*Audience:* General Public  
*Frequency:* Periodically as required  
*Report Format:* Word/PDF

#### 10.2.7 BM-007: SUPPLIER SUSPENSION DELAY PERIOD

This report contains the minimum period before a Suspension Order may take effect in respect of any Supplier Unit specified in the Suspension Order issued by the Market Operator.

*I-SEM Report Reference:* BM-007  
*Audience:* General Public  
*Frequency:* Periodically as required  
*Report Format:* Word/PDF

### 10.2.8 BM-008: GENERATOR SUSPENSION DELAY PERIOD

This report contains the minimum period before a Suspension Order may take effect in respect of any Generator Unit specified in the Suspension Order issued by the Market Operator.

*I-SEM Report Reference:* BM-008  
*Audience:* General Public  
*Frequency:* Periodically as required  
*Report Format:* Word/PDF

### 10.2.9 BM-009: ANNUAL LOAD FORECAST REPORT

This report contains the load forecast per jurisdiction (ROI & NI) and an aggregated value for both Jurisdictions, for each Trading Period in the relevant year.

*I-SEM Report Reference:* BM-009  
*Periodicity:* Annual  
*Report Name:* PUB\_AnnualLoadFcst  
*File Names:* PUB\_AnnualLoadFcst.xml  
*Report Title:* Annual Load Forecast Report  
*Audience:* General Public  
*Resolution:* Trading Period  
*Time Span:* Following year  
*Frequency:* Once every year, in August  
*Report Format:* XML

Field Name	Format	Description
DELIVERY DATE	DATE (YYYY-MM-DD)	Calendar Day (referred to as "Day" in the Code).
START TIME	TIME(YYYY-MM-DDTH24:MI)	Start time of the 30 minute Trading Period
END TIME	TIME(YYYY-MM-DDTH24:MI)	End time of the 30 minute Trading Period
LOAD FORECAST ROI	NUMBER(10)	Load Forecast for ROI (MW)
LOAD FORECAST NI	NUMBER(10)	Load Forecast for NI (MW)
AGGREGATED FORECAST	NUMBER(10)	Aggregated Load Forecast for both Jurisdictions.

**Table 28: Annual Load Forecast Report**

### 10.2.10 BM-010: DAILY LOAD FORECAST SUMMARY REPORT

This report contains the load forecast by Jurisdiction (ROI/NI) for each Trading Period in the following four Trading Days.

*I-SEM Report Reference:* BM-010  
*Periodicity:* Daily  
*Report Name:* PUB\_DailyLoadFcst  
*File Names:* PUB\_DailyLoadFcst.xml  
*Report Title:* Daily Load Forecast Summary Report  
*Audience:* General Public  
*Resolution:* Imbalance Settlement Period  
*Time Span:* Four calendar days  
*Frequency:* Following receipt of each Four Day Load Forecast  
*Report Format:* XML

Field Name	Format	Description
TRADE DATE	DATE (YYYY-MM-DD)	Trading Day
START TIME	TIME(YYYY-MM-DDTH24:MI)	Start time of the 30 minute Trading Period
END TIME	TIME(YYYY-MM-DDTH24:MI)	End time of the 30 minute Trading Period
DELIVERY DATE	DATE (YYYY-MM-DD)	Calendar Day (referred to as "Day" in the Code).
LOAD FORECAST ROI	NUMBER(10)	Load Forecast for ROI (MW)
LOAD FORECAST NI	NUMBER(10)	Load Forecast for NI (MW)
AGGREGATED FORECAST	NUMBER(10)	Aggregated Load Forecast for both Jurisdictions.

Table 29: Daily Load Forecast Summary Report

## 10.2.11 BM-011: MONTHLY LOAD FORECAST AND ASSUMPTIONS REPORT

This report contains the load forecast per jurisdiction (ROI & NI), an aggregated value for both Jurisdictions and assumptions, for each Trading Period in the following calendar month.

*I-SEM Report Reference:* BM-011  
*Periodicity:* Monthly  
*Report Name:* PUB\_MonthlyLoadFcst  
*File Names:* PUB\_MonthlyLoadFcst.xml  
*Report Title:* Monthly Load Forecast and Aggregated Load Forecast and Assumptions Report  
*Audience:* General Public  
*Resolution:* Trading Period  
*Time Span:* Following month  
*Frequency:* Once every Month  
*Report Format:* XML

Field Name	Format	Description
TRADE DATE	DATE (YYYY-MM-DD)	Trading Day
DELIVERY DATE	DATE (YYYY-MM-DD)	Calendar Day (referred to as "Day" in the Code).
START TIME	TIME(YYYY-MM-DDTH24:MI)	Start time of the 30 minute Trading Period
END TIME	TIME(YYYY-MM-DDTH24:MI)	End time of the 30 minute Trading Period
LOAD FORECAST ROI	NUMBER(10)	Load Forecast for ROI (MW)
LOAD FORECAST NI	NUMBER(10)	Load Forecast for NI (MW)
AGGREGATED FORECAST	NUMBER(10)	Aggregated Load Forecast for both Jurisdictions.

Table 30: Monthly Load Forecast and Assumptions Report

## 10.2.12 BM-012: FOUR DAY ROLLING WIND UNIT FORECAST REPORT



This report is produced four times per day and contains the expected output (MW) for each Wind Unit per 15 mins in the next four Trading Days, produced following the receipt of each accepted Wind Power Unit Forecast.

*I-SEM Report Reference:* BM-012  
*Periodicity:* Daily  
*Data Source:* TSO (WEF)  
*Report Name:* PUB\_4DayRollWindUnitFcst  
*File Names:* PUB\_4DayRollWindUnitFcst.xml  
*Report Title:* Four Day Rolling Wind Unit Forecast Report  
*Audience:* General Public  
*Resolution:* 15 minutes  
*Time Span:* Next four Trading Days  
*Frequency:* Four times per day, following receipt of each Wind Unit Forecast  
*Report Format:* XML

Field Name	Format	Description
TRADE DATE	DATE (YYYY-MM-DD)	Trading Day
START TIME	TIME(YYYY-MM-DDTH24:MI)	Start date/time of forecast data
END TIME	TIME(YYYY-MM-DDTH24:MI)	End date/time of forecast data
DELIVERY DATE	DATE (YYYY-MM-DD)	Calendar Day (referred to as "Day" in the Code).
PARTICIPANT NAME	VARCHAR2(12)	Participant Name
RESOURCE NAME	VARCHAR2(36)	Resource Name
JURISDICTION	VARCHAR2(5)	ROI (Republic of Ireland) or NI (Northern Ireland)
FORECAST MW	NUMBER(8,3)	Forecasted MW

**Table 31: Four Day Rolling Wind Unit Forecast Report**

### 10.2.13 BM-013: FOUR DAY AGGREGATED ROLLING WIND UNIT FORECAST REPORT

This report is run four times per day, containing the aggregated output (MW) across all Wind Units in each jurisdiction, for the next four Trading Days, produced following the receipt of each Wind Unit Forecast.

*I-SEM Report Reference:* BM-013  
*Periodicity:* Daily  
*Report Name:* PUB\_4DayAggRollWindUnitFcst  
*File Names:* PUB\_4DayAggRollWindUnitFcst.xml  
*Report Title:* Four Day Aggregated Rolling Wind Unit Forecast Report  
*Audience:* General Public  
*Resolution:* 15 mins  
*Time Span:* Next four Trading Days  
*Frequency:* Four times per day  
*Report Format:* XML

Field Name	Format	Description
TRADE DATE	DATE (YYYY-MM-DD)	Trading Day
START TIME	TIME(YYYY-MM-DDTH24:MI)	Start date/time of forecast data
END TIME	TIME(YYYY-MM-DDTH24:MI)	End date/time of forecast data
DELIVERY DATE	DATE (YYYY-MM-DD)	Calendar Day (referred to as "Day" in the Code).
LOAD FORECAST ROI	NUMBER(11,3)	Load Forecast for ROI (MW)
LOAD FORECAST NI	NUMBER(11,3)	Load Forecast for NI (MW)
AGGREGATED FORECAST	NUMBER(11,3)	Aggregated Load Forecast for both Jurisdictions.

**Table 32: Four Day Aggregated Rolling Wind Unit Forecast Report**

## 10.2.14 BM-014: FORECAST IMBALANCE REPORT

This reports details the sum of all the Physical Notifications which are submitted by Participants, the net Interconnector schedule, the TSO renewables forecast for non-Dispatchable renewable Units and the calculated imbalance, for each Imbalance Settlement Period until the end of the latest Trading Day for which the Day Ahead Market gate is closed.

<i>I-SEM Report Reference:</i>	<i>BM-014</i>
<i>Data Source</i>	<i>Balancing Market Runs</i>
<i>Periodicity:</i>	<i>Hourly</i>
<i>Report Name:</i>	<i>PUB_HrlyForecastImbalance</i>
<i>File Names:</i>	<i>PUB_HrlyForecastImbalance_YYYYMMDDHHMM.xml</i>
<i>Report Title:</i>	<i>Forecast Imbalance Report</i>
<i>Audience:</i>	<i>General Public</i>
<i>Resolution:</i>	<i>Imbalance Settlement Period</i>
<i>Time Span:</i>	<i>Starting from the Hour Ahead of Imbalance Settlement Period until the end of the latest Trading Day for which the Day Ahead Market gate is closed with a value for each Imbalance Pricing Period (e.g. 5 mins)..</i>
<i>Frequency:</i>	<i>Every Hour</i>
<i>Report Format:</i>	<i>XML</i>

Field Name	Format	Description
TRADE DATE	DATE (YYYY-MM-DD)	Trading Day
START TIME	TIME(YYYY-MM-DDTH24:MI)	Settlement Imbalance Period Start Time
END TIME	TIME(YYYY-MM-DDTH24:MI)	Settlement Imbalance Period End Time
CALCULATED IMBALANCE	NUMBER(8,3)	Resulting calculated imbalance for the next Imbalance Settlement Period until the end of the latest Trading Day for which the Day Ahead Market has closed.
TOTAL PN	NUMBER(8,3)	Sum of PNs (MW)
NET INTERCONNECTOR SCHEDULE	NUMBER(8,3)	Net Interconnector schedule
TSO DEMAND FORECAST	NUMBER(8,3)	TSO demand forecast
TSO RENEWABLE FORECAST	NUMBER(8,3)	TSO renewables forecast (for non Dispatchable renewables)

**Table 33: Forecast Imbalance Report**

## 10.2.15 BM-015: NET IMBALANCE VOLUME FORECAST REPORT

This report contains the single, total forecasted imbalance volume for the relevant Trading Day, updated every 30 minutes from 13:30 on Trading Day – 1 up to the first Intra-Day Gate Closure for the Trading Day.

<i>I-SEM Report Reference:</i>	<i>BM-015</i>
<i>Periodicity:</i>	<i>Daily</i>
<i>Report Name:</i>	<i>PUB_HrlyNetImbalVolumeForecast</i>
<i>File Names:</i>	<i>PUB_HrlyNetImbalVolumeForecast_YYYYMMDDHHMM.xml</i>
<i>Report Title:</i>	<i>Net Imbalance Volume Forecast</i>
<i>Audience:</i>	<i>General Public</i>
<i>Resolution:</i>	<i>Trading Day</i>
<i>Time Span:</i>	<i>Current Trading Day</i>
<i>Frequency:</i>	<i>Every 30 Minutes from 13:30 on Trading Day – 1 up to the first Intra-Day Gate Closure for the Trading Day.</i>
<i>Report Format:</i>	<i>XML</i>

Field Name	Format	Description
------------	--------	-------------

Field Name	Format	Description
TRADE DATE	DATE (YYYY-MM-DD)	Trading Day
NET IMBALANCE FORECAST	NUMBER(11,3)	Forecast Imbalance in MW

Table 34: Net Imbalance Volume Forecast Report

## 10.2.16 BM-016: AGGREGATED WIND FORECAST REPORT

This report is produced four times per day, following the receipt of each Wind Unit Forecast, containing aggregate 15 minute forecasts for all jurisdictions (i.e. the sum for all jurisdictions in REPT\_028)..

<i>I-SEM Report Reference:</i>	BM-016
<i>Data Source</i>	TSO
<i>Periodicity:</i>	Daily (4 times per day)
<i>Report Name:</i>	PUB_15MinAggWindFcst
<i>File Names:</i>	PUB_15MinAggWindFcst_YYYYMMDDHHMM.xml
<i>Report Title:</i>	Aggregated Wind Forecast Report
<i>Audience:</i>	General Public
<i>Resolution:</i>	15 mins
<i>Time Span:</i>	Next four Trading Days
<i>Frequency:</i>	Four times per day, following receipt of each Wind Unit Forecast
<i>Report Format:</i>	XML

Field Name	Format	Description
TRADE DATE	DATE (YYYY-MM-DD)	Trading Day
DELIVERY DATE	DATE (YYYY-MM-DD)	Calendar Day (referred to as "Day" in the Code).
START TIME	TIME(YYYY-MM-DDTH24:MI)	Start date/time of forecast data
END TIME	TIME(YYYY-MM-DDTH24:MI)	Start date/time of forecast data
FORECAST	NUMBER(11,3)	Aggregated Wind Forecast

Table 35: Aggregated Wind Forecast Report

## 10.2.17 BM-018: DAILY INTERCONNECTOR NTC REPORT

This report is, by default, run once per day as received from the Coordinated Capacity Calculation process and reports the Net Transfer Capacity (NTC) for each interconnector, for each Trading Period per Trading Day. It is also produced when new NTC values are provided.

<i>I-SEM Report Reference:</i>	BM-018
<i>Data Source</i>	TSO
<i>Periodicity:</i>	Daily
<i>Report Name:</i>	PUB_DailyIntconNTC
<i>File Names:</i>	PUB_DailyIntconNTC.xml
<i>Report Title:</i>	Daily Interconnector NTC Report
<i>Audience:</i>	General Public
<i>Resolution:</i>	Trading Period
<i>Time Span:</i>	Trading Day
<i>Frequency:</i>	Event driven for the TD following receipt of new NTC values, following receipt of results from the Co-ordinated Capacity Calculator for TD+1 and TD+2
<i>Report Format:</i>	XML

Field Name	Format	Description
TRADE DATE	DATE (YYYY-MM-DD)	Trading Day
RESOURCE NAME	VARCHAR2(32)	The name of the Interconnector
DELIVERY DATE	DATE (YYYY-MM-DDYYYY)	Calendar Day (referred to as "Day" in the Code).
START TIME	TIME(YYYY-MM-DDTH24:MI)	Start Time
END TIME	TIME(YYYY-MM-DDTH24:MI)	End Time
MAXIMUM IMPORT MW	NUMBER(11,3)	Maximum Import NTC for each Trading Period
MAXIMUM EXPORT MW	NUMBER(11,3)	Maximum Export NTC for each Trading Period

Table 36: Daily Interconnector NTC Report

## 10.2.18 BM-019: ANNUAL COMBINED LOSS ADJUSTMENT FACTOR REPORT

This report details Combined Loss Adjustment Factors (CLAFs) for Units for each Trading Period in the relevant year, accounting for Transmission and Distribution losses associated with the transfer of energy.

*I-SEM Report Reference:* BM-019

*Periodicity:* Annual

*Report Name:* PUB\_AnnualCLAF

*File Names:* PUB\_AnnualCLAF.xml

*Report Title:* Annual Combined Loss Adjustment Factor Report

*Audience:* General Public

*Resolution:* Trading Period

*Time Span:* Following year

*Frequency:* Once every year, in August and ad hoc upon new Unit registration

*Report Format:* XML

Field Name	Format	Description
TRADE DATE	DATE (YYYY-MM-DD)	Trading Day
PARTICIPANT NAME	VARCHAR2(12)	The PT Identifier, which represents the name of Market Participant, as registered in the I-SEM Balancing Market Trading Interface.
RESOURCE NAME	VARCHAR2(32)	Resource identifier, e.g. GU_XXXXXX
DELIVERY DATE	DATE (YYYY-MM-DD)	Calendar Day (referred to as "Day" in the Code).
START TIME	TIME(YYYY-MM-DDTH24:MI)	Start time of the time period to which the Loss Factor relates
END TIME	TIME(YYYY-MM-DDTH24:MI)	End time of the time period to which the Loss Factor relates
LOSS FACTOR	NUMBER (4,3)	Loss Factor

Table 37: Combined Loss Adjustment Factor Report

## 10.2.19 BM-020: AGGREGATED FINAL PHYSICAL NOTIFICATIONS REPORT

This report details the aggregated Final Physical Notifications submitted by Generator and Demand Side Units for the Imbalance Settlement Period.

*I-SEM Report Reference:* BM-020

*Data Source:* TSO

*Periodicity:* Daily

*Report Name:* PUB\_HlfHrlyAggregatedPN

File Names: *PUB\_HlfHrlyAggregatedPN\_YYYYMMDDHHMM.xml*  
 Report Title: *Aggregated Final Physical Notifications Report*  
 Audience: *General Public*  
 Resolution: *Imbalance Settlement Period*  
 Time Span: *Relevant Imbalance Settlement Period*  
 Frequency: *After each Balancing Market Gate Closure*  
 Report Format: *XML, CSV*

Field Name	Format	Description
TRADE DATE	DATE (YYYY-MM-DD)	Trading Day
DELIVERY DATE	DATE (YYYY-MM-DD)	Calendar Day (referred to as "Day" in the Code).
START TIME	TIME(YYYY-MM-DDTH24:MI)	Start Time of the aggregated profile segment
START MW AGGREGATED PN	NUMBER(83)	Start MW of Aggregated Physical Notification
END TIME	TIME(YYYY-MM-DDTH24:MI)	End Time of the aggregated profile segment
END MW AGGREGATED PN	NUMBER(8,3)	End MW of Aggregated Physical Notification

Table 38: Aggregated Physical Notifications Report

## 10.2.20 BM-021: ANONYMISED INC / DEC CURVES REPORT

This report contains the anonymised composite valid submitted Inc/Dec values for the relevant Imbalance Settlement Period. The data describes a curve which comprises of Incs and Decs for all Participants, sorted by price in ascending order for each aggregate associated quantity.

I-SEM Report Reference: *BM-021*  
 Data Source: *TSO*  
 Periodicity: *Daily*  
 Report Name: *PUB\_HrlyAnonymisedIncDecCurves*  
 File Names: *PUB\_HrlyAnonymisedIncDecCurves\_YYYYMMDDHHMM.xml*  
 Report Title: *Anonymised Inc / Dec Curves Report*  
 Audience: *General Public*  
 Resolution: *Trading Period*  
 Time Span: *Imbalance Settlement Period*  
 Frequency: *Hourly*  
 Report Format: *XML*

Field Name	Format	Description
TRADE DATE	DATE (YYYY-MM-DD)	Trading Day
START TIME	TIME(YYYY-MM-DDTH24:MI)	Imbalance Settlement Period Start Time
END TIME	TIME(YYYY-MM-DDTH24:MI)	Imbalance Settlement Period End time
INC QUANTITY	NUMBER(8,3)	Aggregate inc quantity for a given price.
INC PRICE	NUMBER(8,2)	Submitted inc price
DEC QUANTITY	NUMBER(8,3)	Aggregate dec quantity for a given price.
DEC PRICE	NUMBER(8,2)	Submitted dec price

Table 39: Anonymised Inc/Dec Curves Report

## 10.2.21 BM-022: SYSTEM SHORTFALL IMBALANCE INDEX & FLATTENING FACTOR

This report contains the calculated System Shortfall Imbalance Index (the ratio of the energy shortfall divided by the total forecast energy demand for this Trading Day) and the System Imbalance Flattening Factor (a factor used to determine adjusted startup costs for use in the Operational Schedule Runs).

*I-SEM Report Reference:* BM-022  
*Data Source* TSO  
*Periodicity* Daily  
*Report Name:* PUB\_HrlySsiiSiff  
*File Names:* PUB\_HrlySsiiSiff\_YYYYMMDDHHMM.xml  
*Report Title:* System Shortfall Imbalance Index and Flattening Factor  
*Audience:* General Public  
*Resolution:* Trading Day  
*Time Span* Trading Day  
*Frequency:* Hourly up to the first IDM Gate Closure for the Trading Day  
*Format:* XML

Field Name	Format	Description
TRADE DATE	DATE (YYYY-MM-DD)	Trading Day
SSII	NUMBER(8,3)	System Shortfall Imbalance Index
SIFF	NUMBER(8,3)	System Imbalance Flattening Factor

**Table 40: Daily Shortfall Imbalance Index & Flattening Factor Report**

## 10.2.22 BM-023: FINAL PHYSICAL NOTIFICATIONS REPORT

This report details the Final Physical Notifications submitted by Generator and Demand Side Units in the previous Trading Day.

*I-SEM Report Reference:* BM-023  
*Data Source* MP submissions  
*Periodicity:* Daily  
*Report Name:* PUB\_DailyFinalPhysicalNotifications  
*File Names:* PUB\_DailyFinalPhysicalNotifications.xml  
*Report Title:* Final Physical Notifications Report  
*Audience:* General Public  
*Resolution:* Per Physical Notification  
*Time Span:* Previous Trading Day  
*Frequency:* Daily  
*Report Format:* XML

Field Name	Format	Description
PARTICIPANT NAME	VARCHAR2(12)	The PT Identifier, which represents the name of Market Participant, as registered in the Balancing Market.
RESOURCE NAME	VARCHAR2(32)	The name of the resource (e.g. the name of the Generating Unit, Supplier Unit, Demand Side Unit, Interconnector for which data is being reported).
TRADE DATE	DATE (YYYY-MM-DD)	Trading Day
DELIVERY DATE	DATE (YYYY-MM-DD)	Calendar Day (referred to as "Day" in the Code).
START TIME	TIME(YYYY-MM-DDTH24:MI)	Start Time of the Profile
START MW	NUMBER(8,3)	Start MW Point
END TIME	TIME(YYYY-MM-DDTH24:MI)	End Time of the Profile
END MW	NUMBER(8,3)	End MW Point
UNDER TEST FLG	CHAR(1)	Under Test Flag
REASON	VARCHAR2(255)	Reason for Under Test application

**Table 41: Final Physical Notifications Report**

## 10.2.23 BM-024: GENERATOR UNIT UNDER TEST NOTICE

This report contains a Generator Unit Under Test Notice to the Market Operator by a participant, which will specify in all cases the Unit Under Test Start Date and time and the Unit Under Test End Date and time, and the Generator Unit Under Test.

*I-SEM Report Reference:* BM-024  
*Audience:* General Public  
*Frequency:* Periodically as required  
*Report Format:* Word/PDF

## 10.2.24 BM-025: IMBALANCE PRICE REPORT (IMBALANCE PRICING PERIOD)

This report contains the Imbalance Price and quantity for BOA (QBOA/PBOA) based on the schedule outputs from RTD runs and real time dispatch instructions for the Imbalance Pricing Period. The report is published at the end of each Imbalance Price calculation process for the corresponding Imbalance Pricing Period.

*I-SEM Report Reference:* BM-025  
*Data Source:* RT IMBP Application  
*Periodicity:* Daily  
*Report Name:* PUB\_5MinImbalPrc  
*File Names:* PUB\_5MinImbalPrc\_YYYYMMDDHHMM.xml  
*Report Title:* Imbalance Price Report  
*Audience:* General Public  
*Resolution:* Imbalance Pricing Period  
*Time Span:* Imbalance Pricing Period  
*Frequency:* End of imbalance price calculation process for the corresponding Imbalance Pricing Period  
*Report Format:* XML

Field Name	Format	Description
TRADE DATE	DATE (YYYY-MM-DD)	Trading Day
START TIME	TIME(YYYY-MM-DDTH24:MI)	Start time of the Imbalance Price Period
END TIME	TIME(YYYY-MM-DDTH24:MI)	End time of the Imbalance Price Period
NET IMBALANCE VOLUME	NUMBER(8,3)	Net Imbalance Volume
DEFAULT PRICE USAGE	CHAR(1)	Default price used 'Y' or 'N'
ASP PRICE USAGE	CHAR(1)	Administered Scarcity Price Used 'Y' or 'N'
TOTAL UNIT AVAILABILITY	NUMBER(8,3)	Total Availability of all Units
DEMAND CONTROL VOLUME	NUMBER(8,3)	Demand Control Volume
PMEA	NUMBER(8,2)	Price of the Marginal Energy Action in EUR
QPAR	NUMBER(8,3)	Quantity Price Average Reference
ADMINISTERED SCARCITY PRICE	NUMBER(8,2)	Administered Scarcity Price in EUR
IMBALANCE PRICE	NUMBER(8,2)	Imbalance Price in EUR for the Imbalance Pricing Period
MARKET BACKUP PRICE	NUMBER(8,2)	Market Backup Price applicable for the Imbalance Settlement Period.
SHORT TERM RESERVE QUANTITY	NUMBER(8,3)	Short Term Reserve Quantity
OPERATING RESERVE REQUIREMENT	NUMBER(8,3)	Operating Reserve Requirement

**Table 42: Imbalance Price Report (Imbalance Pricing Period)**

## 10.2.25 BM-026: IMBALANCE PRICE REPORT (IMBALANCE SETTLEMENT PERIOD)

This report contains the time weighted average Imbalance Price and net Imbalance Volume for each Trading Period (Imbalance Settlement Period). The report is published once after the end of each imbalance settlement period on the Trading Day.

*I-SEM Report Reference:* BM-026  
*Data Source:* RT IMBP Application  
*Periodicity:* Daily  
*Report Name:* PUB\_30MinAvgImbalPrc  
*File Names:* PUB\_30MinAvgImbalPrc\_YYYYMMDDHHMM.xml  
*Report Title:* Imbalance Price Report (Imbalance Settlement Period)  
*Audience:* General Public  
*Resolution:* Imbalance Settlement Period  
*Time Span:* Previous Imbalance Settlement Period  
*Frequency:* Imbalance Settlement Period  
*Report Format:* XML

Field Name	Format	Description
TRADE DATE	DATE (YYYY-MM-DD)	Trading Day
START TIME	TIME(HH:MM:SS)	Imbalance settlement period Start time
END TIME	TIME(HH:MM:SS)	Imbalance settlement period End time
NET IMBALANCE VOLUME	NUMBER(8,3)	Quantity of the Net Imbalance volume (QNIV) for the Imbalance Settlement Period
IMBALANCE SETTLEMENT PRICE	NUMBER(8,2)	Calculated average time weighted imbalance price for the Imbalance Settlement Period (PIMB)

**Table 43: Imbalance Price Report (Imbalance Settlement Period)**

## 10.2.26 BM-027: INFORMATION IMBALANCE PRICE

This report contains the Information Imbalance Charge for a Generator Unit in an Imbalance Settlement Period, used in the calculation of Information Imbalance Charges.

*I-SEM Report Reference:* BM-027  
*Audience:* General Public  
*Frequency:* Periodically as required  
*Report Format:* Word/PDF

## 10.2.27 BM-028: PRICE MATERIALITY THRESHOLD

This report contains the threshold detailed by the Regulatory Authorities to apply in the event of a pricing dispute.

*I-SEM Report Reference:* BM-028  
*Audience:* General Public  
*Frequency:* Periodically as required  
*Report Format:* Word/PDF

## 10.2.28 BM-029: SETTLEMENT RECALCULATION THRESHOLD



This report contains the threshold approved by the Regulatory Authorities to apply in the event of a Settlement Rerun as a result of a Dispute or Settlement Query.

*I-SEM Report Reference:* BM-029  
*Audience:* General Public  
*Frequency:* Periodically as required  
*Report Format:* Word/PDF

#### 10.2.29 BM-030: IMBALANCE WEIGHTING FACTOR

This report contains the Imbalance Weighting Factor in an Imbalance Settlement Period.

*I-SEM Report Reference:* BM-030  
*Audience:* General Public  
*Frequency:* Periodically as required  
*Report Format:* Word/PDF

#### 10.2.30 BM-031: DE MINIMIS ACCEPTANCE THRESHOLD

This report contains the de minimis acceptance threshold, which is the parameter determined by the Regulatory Authorities as the level below which Accepted Bids and Accepted Offers are to be excluded from the calculation of Imbalance Prices.

*I-SEM Report Reference:* BM-031  
*Audience:* General Public  
*Frequency:* Periodically as required  
*Report Format:* Word/PDF

#### 10.2.31 BM-032: DAILY TECHNICAL OFFER DATA REPORT

This report details the relevant Technical Offer Data for both Generator Units and Demand Side Units, for the previous Trading Day.

*I-SEM Report Reference:* BM-032  
*Data Source:* Market Participant  
*Periodicity:* Daily  
*Report Name:* PUB\_DailyTechnicalOfferData  
*File Names:* PUB\_DailyTechnicalOfferData.xml  
*Report Title:* Daily Technical Offer Data Report  
*Audience:* General Public  
*Resolution:* Trading Day  
*Time Span:* Previous Trading Day (TD-1)  
*Frequency:* Daily  
*Report Format:* XML

Field Name	Format	Description
TRADE DATE	DATE (YYYY-MM-DD)	Trading Day

Field Name	Format	Description
START TIME	TIME(YYYY-MM-DDTH24:MI)	Settlement Imbalance Period Start Time
END TIME	TIME(YYYY-MM-DDTH24:MI)	Settlement Imbalance Period End Time
DELIVERY DATE	DATE (YYYY-MM-DD)	Calendar Day (referred to as "Day" in the Code).
RESOURCE NAME	VARCHAR2(32)	The name of the resource (e.g. the name of the Generating Unit, Supplier Unit, Demand Side Unit, Interconnector for which data is being reported).
RESOURCE TYPE	VARCHAR2(4)	Indicates the type of resource for which data is being submitted - permitted values include: GU, DSU
JURISDICTION	VARCHAR2(32)	ROI (Republic of Ireland) or NI (Northern Ireland)
FUEL TYPE	VARCHAR2(22)	Fuel type. Possible values are: Oil Gas Peat Wind Biomass CHP Hydro Coal Distillate Nuclear Battery Storage Multi Fuel Pump Storage Fly Wheel Solar Compressed Air Storage Other
PRIORITY DISPATCH YN	CHAR(1)	Indication of unit's priority in the physical market schedule if in a tie to serve marginal demand. (Y/N)
DISPATCHABLE YN	CHAR(1)	Dispatchable flag 'Y' or 'N'
CONTROLLABLE YN	CHAR(1)	Controllable flag 'Y' or 'N'
PUMP STORAGE YN	CHAR(1)	It is a Y/N/Null field. Null for supplier, demand and Interconnector Y for Pumped Storage Unit
ENERGY LIMIT YN	CHAR(1)	Only applicable to Generators
UNDER TEST YN	CHAR(1)	It is a Y/N/Null field. <input type="checkbox"/> Null for Unit is not under test <input type="checkbox"/> Y for Unit is under test
FIRM ACCESS QUANTITY	NUMBER(8,3)	Total deep connected capacity designation for the unit
NON FIRM ACC QUANTITY	NUMBER(8,3)	Non-firm capacity for a unit in MW, i.e. part of a Generator Unit's Availability that does not have Firm Access.
SHORT TERM MAXIMISATION CAP	NUMBER(8,3)	Capacity above MAXGEN that can be sustained for a finite period of time (MW)
MINIMUM GENERATION	NUMBER(8,3)	Minimum Output of Generator Unit. The lowest value to which a unit can be scheduled.
MAXIMUM GENERATION	NUMBER(8,3)	Maximum stable Generation level in MW.
MINIMUM ON TIME	NUMBER(11,3)	Minimum time that must elapse from the time a Generation Unit is instructed to start-up before it can be instructed to shut down.
MINIMUM OFF TIME	NUMBER(11,3)	Minimum time that a Generation Unit must remain producing no Active Power commencing at the time when it first stops producing no Active Power.
MAXIMUM ON TIME	NUMBER(11,3)	Maximum time that can be elapse from the time a Generation Unit is instructed to start-up and run continuously before it must be instructed to shut down.
HOT COOLING BOUNDARY	NUMBER(5,2)	The duration in hours off load that indicates the standby status change of the unit from Hot to Warm.
WARM COOLING BOUNDARY	NUMBER(5,2)	The duration in hours off load that indicates the standby status change of the unit from Warm to Cold.
SYNCHRONOUS START UP TIME HOT	NUMBER(5,2)	Notification/Start-up times in hour for hot state
SYNCHRONOUS START UP TIME WARM	NUMBER(5,2)	Notification/Start-up times in hour for warm state
SYNCHRONOUS START UP TIME COLD	NUMBER(5,2)	Notification/Start-up times in hour for cold state
BLOCK LOAD COLD	NUMBER(8,3)	Block Loads for Cold state expressed in MW.
BLOCK LOAD HOT	NUMBER(8,3)	Block Loads for Hot state expressed in MW.
BLOCK LOAD WARM	NUMBER(8,3)	Block Loads for Warm state expressed in MW.

Field Name	Format	Description
LOADING RATE COLD 1	NUMBER(8,3)	First point of Load up rates between load up break points expressed in MW/min for Cold state.
LOADING RATE COLD 2	NUMBER(8,3)	Second point of Load up rates between load up break points expressed in MW/min for Cold state
LOADING RATE COLD 3	NUMBER(8,3)	Third point of Load up rates between load up break points expressed in MW/min for Cold state.
LOAD UP BREAK POINT COLD 1	NUMBER(8,3)	First break points of the cold state load up curve expressed in MW.
LOAD UP BREAK POINT COLD 2	NUMBER(8,3)	Second break points of the cold state load up curve expressed in MW.
LOADING RATE HOT 1	NUMBER(8,3)	First point of Load up rates between load up break points expressed in MW/min for Hot state.
LOADING RATE HOT 2	NUMBER(8,3)	Second point of Load up rates between load up break points expressed in MW/min for Hot state.
LOADING RATE HOT 3	NUMBER(8,3)	Third point of Load up rates between load up break points expressed in MW/min for Hot state.
LOAD UP BREAK POINT HOT 1	NUMBER(8,3)	First break points of the hot state load up curve expressed in MW.
LOAD UP BREAK POINT HOT 2	NUMBER(8,3)	Second break points of the hot state load up curve expressed in MW.
LOADING RATE WARM 1	NUMBER(8,3)	First point of Load up rates between load up break points expressed in MW/min for Warm state.
LOADING RATE WARM 2	NUMBER(8,3)	Second point of Load up rates between load up break points expressed in MW/min for Warm state.
LOADING RATE WARM 3	NUMBER(8,3)	Third point of Load up rates between load up break points expressed in MW/min for Warm state.
LOAD UP BREAK POINT WARM 1	NUMBER(8,3)	First break points of the warm state load up curve expressed in MW.
LOAD UP BREAK POINT WARM 2	NUMBER(8,3)	Second break points of the warm state load up curve expressed in MW.
SOAK TIME COLD 1	NUMBER(3)	First point of the Soak Time associated with Trigger point in cold state. Soak times used during start up.
SOAK TIME COLD 2	NUMBER(3)	Second point of the Soak Time associated with Trigger point in cold state. Soak times used during start up.
SOAK TIME TRIGGER POINT COLD 1	NUMBER(8,3)	First trigger points for soak times in Cold state expressed in MW
SOAK TIME TRIGGER POINT COLD 2	NUMBER(8,3)	Second trigger points for soak times in Cold state expressed in MW
SOAK TIME HOT 1	NUMBER(3)	First point of the Soak Time associated with Trigger point in hot state. Soak times used during start up.
SOAK TIME HOT 2	NUMBER(3)	Second point of the Soak Time associated with Trigger point in hot state. Soak times used during start up.
SOAK TIME TRIGGER POINT HOT 1	NUMBER(8,3)	First trigger points for soak times in Hot state expressed in MW
SOAK TIME TRIGGER POINT HOT 2	NUMBER(8,3)	Second trigger points for soak times in Hot state expressed in MW
SOAK TIME WARM 1	NUMBER(3)	First point of the Soak Time associated with Trigger point in warm state. Soak times used during start up.
SOAK TIME WARM 2	NUMBER(3)	Second point of the Soak Time associated with Trigger point in warm state. Soak times used during start up.
SOAK TIME TRIGGER POINT WARM 1	NUMBER(8,3)	First trigger points for soak times in Warm state expressed in MW
SOAK TIME TRIGGER POINT WARM 2	NUMBER(8,3)	Second trigger points for soak times in Warm state expressed in MW
RAMP UP RATE 1	NUMBER(8,3)	First point of Ramp Up Curve (MW/min).
RAMP UP RATE 2	NUMBER(8,3)	Second point of Ramp Up Curve (MW/min).
RAMP UP RATE 3	NUMBER(8,3)	Third point of Ramp Up Curve (MW/min).
RAMP UP RATE 4	NUMBER(8,3)	Fourth point of Ramp Up Curve (MW/min).
RAMP UP RATE 5	NUMBER(8,3)	Fifth point of Ramp Up Curve (MW/min).
RAMP UP BREAK POINT 1	NUMBER(8,3)	First break point of the Ramp Up Curve (MW)
RAMP UP BREAK POINT 2	NUMBER(8,3)	Second break point of the Ramp Up Curve (MW)
RAMP UP BREAK POINT 3	NUMBER(8,3)	Third break point of the Ramp Up Curve (MW)
RAMP UP BREAK POINT 4	NUMBER(8,3)	Fourth break point of the Ramp Up Curve (MW)
DWELL TIME 1	NUMBER(3)	First point of the Dwell Times associated with Trigger point for Dwell Times in MW.
DWELL TIME 2	NUMBER(3)	Second point of the Dwell Times associated with Trigger point for Dwell Times in MW.
DWELL TIME 3	NUMBER(3)	Third point of the Dwell Times associated with Trigger point for Dwell Times in MW.
DWELL TIME TRIGGER POINT 1	NUMBER(8,3)	First trigger points for Dwell times in MW.
DWELL TIME TRIGGER POINT 2	NUMBER(8,3)	Second trigger points for Dwell times in MW.
DWELL TIME TRIGGER POINT 3	NUMBER(8,3)	Third trigger points for Dwell times in MW.

Field Name	Format	Description
DWELL TIME DOWN 1	NUMBER(3)	First point of the Dwell Times Down associated with Trigger point for Dwell Times Down in MW.
DWELL TIME DOWN 2	NUMBER(3)	Second point of the Dwell Times Down associated with Trigger point for Dwell Times Down in MW.
DWELL TIME DOWN 3	NUMBER(3)	Second point of the Dwell Times Down associated with Trigger point for Dwell Times Down in MW.
DWELL TIME DOWN TRIGGER POINT 1	NUMBER(8,3)	First trigger points for Dwell times Down in MW.
DWELL TIME DOWN TRIGGER POINT 2	NUMBER(8,3)	Second trigger points for Dwell times Down in MW.
DWELL TIME DOWN TRIGGER POINT 3	NUMBER(8,3)	Third trigger points for Dwell times Down in MW.
RAMP DOWN RATE 1	NUMBER(8,3)	Fifth point of Ramp Down Curve (MW/min).
RAMP DOWN RATE 2	NUMBER(8,3)	Fourth point of Ramp Down Curve (MW/min).
RAMP DOWN RATE 3	NUMBER(8,3)	Third point of Ramp Down Curve (MW/min).
RAMP DOWN RATE 4	NUMBER(8,3)	Second point of Ramp Down Curve (MW/min).
RAMP DOWN RATE 5	NUMBER(8,3)	First point of Ramp Down Curve (MW/min).
RAMP DOWN BREAK POINT 1	NUMBER(8,3)	First break point of the Ramp Down Curve (MW)
RAMP DOWN BREAK POINT 2	NUMBER(8,3)	Second break point of the Ramp Down Curve (MW)
RAMP DOWN BREAK POINT 3	NUMBER(8,3)	Third break point of the Ramp Down Curve (MW)
RAMP DOWN BREAK POINT 4	NUMBER(8,3)	Fourth break point of the Ramp Down Curve (MW)
DELOADING RATE 1	NUMBER(8,3)	Second point of the deload rate curve from end point of startup period to deloading break point to zero expressed in MW.
DELOADING RATE 2	NUMBER(8,3)	First point of the deload rate curve from end point of startup period to deloading break point to zero expressed in MW.
DELOAD BREAK POINT	NUMBER(8,3)	Deloading break expressed in MW.
MAXIMUM STORAGE CAPACITY	NUMBER(8,3)	Maximum possible capacity that can be produced by a Battery Storage Unit, or by the reservoir for a Pumped Storage Unit (MWh)
MINIMUM STORAGE CAPACITY	NUMBER(8,3)	Minimum possible capacity that can be produced by a Battery Storage Unit, or by the reservoir for a Pumped Storage Unit (MWh)
PUMPING LOAD CAP	NUMBER(8,3)	means the maximum amount of Active Power consumed by a Pumped Storage Unit when in Pumping Mode, or a Battery Storage Unit in Storage Mode (MW)..
ENERGY LIMIT MWH	NUMBER(8,3)	For Energy Limited Unit
FIXED UNIT LOAD	NUMBER(8,3)	Fixed Unit Load (FUL) $\geq 0$
UNIT LOAD SCALAR	NUMBER(5,4)	Unit Load Scalar (ULS). $0 < ULS \leq 1.9999$
DUAL FUEL FLAG	CHAR(1)	Dual Fuel capable flag. The valid values are 'Y' and 'N'
SECONDARY FUEL TYPE	VARCHAR2(22)	Secondary Fuel Type.
MAXIMUM RAMP UP RATE	NUMBER(8,3)	Rate of load increase. Rate of decreasing demand (MW/min). DSU-only field.
MAXIMUM RAMP DOWN RATE	NUMBER(8,3)	Rate of load reduction; Rate of increasing demand (MW/min). DSU-only field.
MINIMUM DOWN TIME	NUMBER(11,3)	Minimum amount of time the demand-side unit can be scheduled to be off (in Hours) DSU-only field.
MAXIMUM DOWN TIME	NUMBER(11,3)	Maximum amount of time the demand-side unit can be scheduled to be off (in Hours) DSU-only field.

Table 44: Daily Technical Offer Data Report - Standard Units

## 10.2.32 BM-033: FORECAST AVAILABILITY REPORT

This report details the forecast availability per Generator Unit and Demand Side Unit for each Trading Period in the previous Trading Day (including wind units).

**I-SEM Report Reference:** BM-033  
**Data Source:** Market Participant  
**Periodicity:** Daily  
**Report Name:** PUB\_DailyForecastAvailability  
**File Names:** PUB\_DailyForecastAvailability.xml  
**Report Title:** Forecast Availability Report  
**Audience:** General Public

**Resolution:** Trading Period  
**Time Span:** At a user-configurable time prior to the start of the Trading Day, for the entire Trading Day  
**Frequency:** Daily  
**Report Format:** XML

Field Name	Format	Description
TRADE DATE	DATE (YYYY-MM-DD)	Trading Day
PARTICIPANT NAME	VARCHAR2(12)	The PT Identifier, which represents the name of Market Participant, as registered in the Balancing Market.
RESOURCE NAME	VARCHAR2(32)	The name of the resource (e.g. the name of the Generating Unit, Supplier Unit, Demand Side Unit, Interconnector for which data is being reported).
RESOURCE TYPE	VARCHAR2(4)	Indicates the type of resource for which data is being submitted – permitted values include: GU and DSU
JURISDICTION	VARCHAR2(5)	ROI (Republic of Ireland) or NI (Northern Ireland)
DELIVERY DATE	DATE (YYYY-MM-DD)	Calendar Day (referred to as "Day" in the Code).
START TIME	TIME(YYYY-MM-DDTH24:MI)	Start Time
END TIME	TIME(YYYY-MM-DDTH24:MI)	End Time
FORECAST AVAILABILITY	NUMBER(8,3)	Forecast Availability Profile (MW)
FORECAST MINIMUM STABLE GEN	NUMBER(8,3)	Forecast Minimum Stable Generation Profile (MW)
FORECAST MINIMUM OUTPUT	NUMBER(8,3)	Forecast Minimum Output Profile (MW)
FUEL USE FLAG	CHAR(1)	Indicates the fuel use type selected. The valid values are 'P' and 'S' (denoting Primary and Secondary respectively).

Table 45: Forecast Availability Report

### 10.2.33 BM-034: COMMERCIAL OFFER DATA REPORT

This report is produced after the Trading Day, detailing the Simple Commercial Offer Data and Complex Commercial Offer Data, for each Imbalance Settlement Period.

**I-SEM Report Reference:** BM-034  
**Data Source:** MP submissions  
**Periodicity:** Daily  
**Report Name:** PUB\_DailyCommercialOfferData  
**File Names:** PUB\_DailyCommercialOfferData.xml  
**Report Title:** Commercial Offer Data Report – General Public  
**Audience:** General Public  
**Resolution:** Trade Period (23:00 D-1 to 23:00 D)  
**Time Span:** Previous Trading Day  
**Frequency:** Daily  
**Report Format:** XML

Field Name	Format	Description
TRADE DATE	DATE (YYYY-MM-DD)	Trading Day
PARTICIPANT_NAME	VARCHAR2(12)	Name of the participant.
RESOURCE NAME	VARCHAR2(32)	The name of the resource (e.g. the name of the Generating Unit, Supplier Unit, Demand Side Unit, Interconnector for which data is being reported).
RESOURCE TYPE	VARCHAR2(4)	Indicates the type of resource for which data is being submitted – permitted values include: GU, DSU,

JURISDICTION	VARCHAR2(5)	ROI (Republic of Ireland) or NI (Northern Ireland)
BID TYPE	VARCHAR2(6)	Complex /Simple
DELIVERY DATE	DATE (YYYY-MM-DD)	Calendar Day (referred to as "Day" in the Code).
START TIME	TIME(YYYY-MM-DDTH24:MI)	Start Time
END TIME	TIME(YYYY-MM-DDTH24:MI)	End Time
INCPRICE1	NUMBER(8,2)	INC PQ Pair Price 1
INCQUANTITY1	NUMBER(8,3)	INC PQ Pair Quantity 1
INCPRICE2	NUMBER(8,2)	INC PQ Pair Price 2
INCQUANTITY2	NUMBER(8,3)	INC PQ Pair Quantity 2
INCPRICE3	NUMBER(8,2)	INC PQ Pair Price 3
INCQUANTITY3	NUMBER(8,3)	INC PQ Pair Quantity 3
INCPRICE4	NUMBER(8,2)	INC PQ Pair Price 4
INCQUANTITY4	NUMBER(8,3)	INC PQ Pair Quantity 4
INCPRICE5	NUMBER(8,2)	INC PQ Pair Price 5
INCQUANTITY5	NUMBER(8,3)	INC PQ Pair Quantity 5
INCPRICE6	NUMBER(8,2)	INC PQ Pair Price 6
INCQUANTITY6	NUMBER(8,3)	INC PQ Pair Quantity 6
INCPRICE7	NUMBER(8,2)	INC PQ Pair Price 7
INCQUANTITY7	NUMBER(8,3)	INC PQ Pair Quantity 7
INCPRICE8	NUMBER(8,2)	INC PQ Pair Price 8
INCQUANTITY8	NUMBER(8,3)	INC PQ Pair Quantity 8
INCPRICE9	NUMBER(8,2)	INC PQ Pair Price 9
INCQUANTITY9	NUMBER(8,3)	INC PQ Pair Quantity 9
INCPRICE10	NUMBER(8,2)	INC PQ Pair Price 10
INCQUANTITY10	NUMBER(8,3)	INC PQ Pair Quantity 10
DECPRI1	NUMBER(8,2)	DEC PQ Pair Price 1
DECQUANTITY1	NUMBER(8,3)	DEC PQ Pair Quantity 1
DECPRI2	NUMBER(8,2)	DEC PQ Pair Price 2
DECQUANTITY2	NUMBER(8,3)	DEC PQ Pair Quantity 2
DECPRI3	NUMBER(8,2)	DEC PQ Pair Price 3
DECQUANTITY3	NUMBER(8,3)	DEC PQ Pair Quantity 3
DECPRI4	NUMBER(8,2)	DEC PQ Pair Price 4
DECQUANTITY4	NUMBER(8,3)	DEC PQ Pair Quantity 4
DECPRI5	NUMBER(8,2)	DEC PQ Pair Price 5
DECQUANTITY5	NUMBER(8,3)	DEC PQ Pair Quantity 5
DECPRI6	NUMBER(8,2)	DEC PQ Pair Price 6
DECQUANTITY6	NUMBER(8,3)	DEC PQ Pair Quantity 6
DECPRI7	NUMBER(8,2)	DEC PQ Pair Price 7
DECQUANTITY7	NUMBER(8,3)	DEC PQ Pair Quantity 7
DECPRI8	NUMBER(8,2)	DEC PQ Pair Price 8
DECQUANTITY8	NUMBER(8,3)	DEC PQ Pair Quantity 8
DECPRI9	NUMBER(8,2)	DEC PQ Pair Price 9
DECQUANTITY9	NUMBER(8,3)	DEC PQ Pair Quantity 9
DECPRI10	NUMBER(8,2)	DEC PQ Pair Price 10
DECQUANTITY10	NUMBER(8,3)	DEC PQ Pair Quantity 10
STARTUP COST HOT	NUMBER(8,2)	Cost to start-up when in hot warmth state. Only applicable for complex (Bid Type "C")
STARTUP COST WARM	NUMBER(8,2)	Cost to start-up when in warm warmth state. Only applicable for complex (Bid Type "C")
STARTUP COST COLD	NUMBER(8,2)	Cost to start-up when in cold warmth state. Only applicable for complex (Bid Type "C")
SHUTDOWN COST	NUMBER(8,2)	Cost to shut-down for Demand Side Unit. Only applicable for complex (Bid Type "C")
NO LOAD COST	NUMBER(8,2)	The element of Operation Cost. Only applicable for complex (Bid Type "C")
PUMP STORAGE CYC EFY	NUMBER(,3)	For Pumped Storage Units. Only applicable for complex (Bid Type "C")

Table 46: Commercial Offer Data Report – General Public

## 10.2.34 BM-036: DAILY DEMAND CONTROL DATA TRANSACTION REPORT



This report contains Load Shedding (demand control) volume by Imbalance Settlement Period for the previous Trading Day.

*I-SEM Report Reference:* BM-036  
*Data Source:* Market Participant  
*Periodicity:* Daily  
*Report Name:* PUB\_DailyDemandControlData  
*File Names:* PUB\_DailyDemandControlData.xml  
*Report Title:* Daily Demand Control Data Transaction Report  
*Audience:* General Public  
*Resolution:* Imbalance Settlement Period  
*Time Span:* Previous Trading Day (TD-1)  
*Frequency:* Daily  
*Report Format:* XML

Field Name	Format	Description
TRADE DATE	DATE (YYYY-MM-DD)	Trading Day
START TIME	TIME(YYYY-MM-DDTH24:MI)	Imbalance Settlement Period Start time
END TIME	TIME(YYYY-MM-DDTH24:MI)	Imbalance Settlement Period End time
ESTIMATE DEMAND REDUCTION MW	NUMBER(11,3)	Estimate of any reduction in demand as a consequence of Demand Control i.e. Load Shedding

**Table 47: Daily Demand Control Data Transaction Report**

### 10.2.35 BM-037: DAILY DISPATCH INSTRUCTIONS (D+1) REPORT

This report contains the Dispatch Instructions for the previous Calendar Day, for all applicable Units.

*I-SEM Report Reference:* BM-037  
*Data Source:* TSO  
*Periodicity:* Daily  
*Report Name:* PUB\_DailyDispatchInstrD1  
*File Names:* PUB\_DailyDispatchInstrD1.xml  
*Report Title:* Daily Dispatch Instructions (D+1) Report  
*Audience:* General Public  
*Resolution:* Per Dispatch Instruction  
*Time Span:* Calendar Day – 1  
*Frequency:* Daily  
*Report Format:* XML

Field Name	Format	Description
EFF TIME	TIME(YYYY-MM-DDTH24:MI)	Instruction Time Stamp
EFF UNTILTIME	TIME(YYYY-MM-DDTH24:MI)	End time of the instruction
PARTICIPANT NAME	VARCHAR2(12)	The PT Identifier, which represents the name of Market Participant, as registered in the Balancing Market.
RESOURCE NAME	VARCHAR2(32)	The name of the resource (e.g. the name of the Generating Unit, Supplier Unit, Demand Side Unit, Interconnector for which data is being reported).
DISPATCH INSTRUCTION MW	NUMBER(8,3)	Dispatch Instruction(MW)
INSTRUCTION CODE	VARCHAR2(4)	Instruction Code
INSTRUCTION COMBINATION CODE	VARCHAR2(4)	Instruction Combination Code
INSTR ISSUE TIME	TIME(YYYY-MM-DDTH24:MI)	Instruction Issue Time

Field Name	Format	Description
RAMP UP RATE	NUMBER(8,3)	Ramp Up Rate
RAMP DOWN RATE	NUMBER(8,3)	Ramp Down Rate

Table 48: Daily Dispatch Instructions (D+1) Report

### 10.2.36 BM-038: DAILY DISPATCH INSTRUCTIONS (D+4) REPORT

This report contains Dispatch Instructions for all applicable Units for Calendar Day-4.

*I-SEM Report Reference:* BM-038  
*Data Source:* TSO  
*Periodicity:* Daily  
*Report Name:* PUB\_DailyDispatchInstrD4  
*File Names:* PUB\_DailyDispatchInstrD4.xml  
*Report Title:* Daily Dispatch Instructions (D+4) Report  
*Audience:* General Public  
*Resolution:* Per Dispatch Instructions  
*Time Span:* Calendar Day - 4  
*Frequency:* Four days after Calendar Day  
*Report Format:* XML

Field Name	Format	Description
EFF TIME	TIME(YYYY-MM-DDTH24:MI)	Instruction Time Stamp
EFF UNTILTIME	TIME(YYYY-MM-DDTH24:MI)	End time of the instruction
PARTICIPANT NAME	VARCHAR2(32)	The PT Identifier, which represents the name of Market Participant, as registered in the Balancing Market.
RESOURCE NAME	VARCHAR2(32)	The name of the resource (e.g. the name of the Generating Unit, Supplier Unit, Demand Side Unit, Interconnector for which data is being reported).
DISPATCH INSTRUCTION MW	NUMBER(8,3)	Dispatch Instruction (MW)
INSTRUCTION CODE	VARCHAR2(4)	Instruction Code
INSTRUCTION COMBINATION CODE	VARCHAR2(4)	Instruction Combination Code
INSTRISUE TIME	TIME(YYYY-MM-DDTH24:MI)	Instruction Issue Time
RAMP UP RATE	NUMBER(8,3)	Ramp Up Rate
RAMP DOWN RATE	NUMBER(8,3)	Ramp Down Rate

Table 49: Daily Dispatch Instructions (D+4) Report

### 10.2.37 BM-039: TRACKED DIFFERENCE PAYMENT SHORTFALL AMOUNT

This report contains the Tracked Difference Payment Shortfall Amount, which is the sum of Difference Payment Shortfall Amounts and Difference Payment Reimbursement Amounts arising to date for a Supplier Unit in a Settlement Day for use in determining reimbursements for previous shortfalls amounts relating to Difference Payments.

*I-SEM Report Reference:* BM-039  
*Audience:* General Public  
*Frequency:* Periodically as required  
*Report Format:* Word/PDF



---

#### **10.2.38      BM-040: CARBON PRICE**

This report contains the Carbon Price in a Month reflecting the reference carbon price used to include the cost of carbon in the Strike Price for each of the fuels according to the carbon intensity of those fuels.

<i>I-SEM Report Reference:</i>	<i>BM-040</i>
<i>Audience:</i>	<i>General Public</i>
<i>Frequency:</i>	<i>Periodically as required</i>
<i>Report Format:</i>	<i>Word/PDF</i>

---

#### **10.2.39      BM-041: NATURAL GAS FUEL PRICE**

This report contains the Natural Gas Fuel Price in a Month reflecting the reference natural gas price, inclusive of fuel transport adders, used in the calculation of the Strike Price.

<i>I-SEM Report Reference:</i>	<i>BM-041</i>
<i>Audience:</i>	<i>General Public</i>
<i>Frequency:</i>	<i>Periodically as required</i>
<i>Report Format:</i>	<i>Word/PDF</i>

---

#### **10.2.40      BM-042: OIL FUEL PRICE**

This report contains the Oil Fuel Price in a Month reflecting the reference oil price, inclusive of fuel transport adders, used in the calculation of the Strike Price.

<i>I-SEM Report Reference:</i>	<i>BM-042</i>
<i>Audience:</i>	<i>General Public</i>
<i>Frequency:</i>	<i>Periodically as required</i>
<i>Report Format:</i>	<i>Word/PDF</i>

---

#### **10.2.41      BM-043: PEAKING UNIT THEORETICAL EFFICIENCY**

This report contains The Peaking Unit Theoretical Efficiency in a Capacity Year representing the higher heating value (HHV) efficiency of a theoretical peaking unit for use in calculating the Strike Price.

<i>I-SEM Report Reference:</i>	<i>BM-043</i>
<i>Audience:</i>	<i>General Public</i>
<i>Frequency:</i>	<i>Periodically as required</i>
<i>Report Format:</i>	<i>Word/PDF</i>

---

#### **10.2.42      BM-044: NATURAL GAS CARBON INTENSITY FACTOR**

This report contains the Natural Gas Carbon Intensity Factor in a Capacity Year used to include the cost for carbon emissions when considering the reference price for natural gas.

<i>I-SEM Report Reference:</i>	<i>BM-044</i>
<i>Audience:</i>	<i>General Public</i>
<i>Frequency:</i>	<i>Periodically as required</i>
<i>Report Format:</i>	<i>Word/PDF</i>

---

#### 10.2.43 BM-045: OIL CARBON INTENSITY FACTOR

This report contains the Oil Carbon Intensity Factor in a Capacity Year used to include the cost for carbon emissions when considering the reference price for oil.

<i>I-SEM Report Reference:</i>	<i>BM-045</i>
<i>Audience:</i>	<i>General Public</i>
<i>Frequency:</i>	<i>Periodically as required</i>
<i>Report Format:</i>	<i>Word/PDF</i>

---

#### 10.2.44 BM-046: AGGREGATED SETTLEMENT PERIOD

This report details the Aggregated Settlement Period as determined by the Regulatory Authorities.

<i>I-SEM Report Reference:</i>	<i>BM-046</i>
<i>Audience:</i>	<i>General Public</i>
<i>Frequency:</i>	<i>Periodically as required</i>
<i>Report Format:</i>	<i>Word/PDF</i>

---

#### 10.2.45 BM-047: ANNUAL STOP-LOSS LIMIT FACTOR

This report contains the Annual Stop-Loss Limit Factor, which is the multiplier (%) used to establish the annual stop-loss limit for Non-Performance Difference Charges from a Capacity Market Unit approved by the Regulatory Authorities.

<i>I-SEM Report Reference:</i>	<i>BM-047</i>
<i>Audience:</i>	<i>General Public</i>
<i>Frequency:</i>	<i>Periodically as required</i>
<i>Report Format:</i>	<i>Word/PDF</i>

---

#### 10.2.46 BM-048: BILLING PERIOD STOP-LOSS LIMIT FACTOR

This report contains the Billing Period Stop-Loss Limit Factor, which is the multiplier (%) used to establish the billing period stop-loss limit for Non-Performance Difference Charges from a Capacity Market Unit determined by the Regulatory Authorities.

<i>I-SEM Report Reference:</i>	<i>BM-048</i>
<i>Audience:</i>	<i>General Public</i>
<i>Frequency:</i>	<i>Periodically as required</i>
<i>Report Format:</i>	<i>Word/PDF</i>

---

#### 10.2.47 BM-049: TOTAL CAPACITY AWARDED

This report details the Total Capacity Awarded after every Capacity Auction.

<i>I-SEM Report Reference:</i>	<i>BM-049</i>
--------------------------------	---------------

*Audience:* General Public  
*Frequency:* Periodically as required  
*Report Format:* Word/PDF

---

#### 10.2.48 BM-050: RESPONSE PERIOD DURATION

This report contains the Response Period Duration, which is when the Market Operator provides a Participant with a Required Credit Cover Report containing a Credit Cover Increase Notice and the previous Required Credit Cover Report provided to the Participant did not contain a Credit Cover Increase Notice.

*I-SEM Report Reference:* BM-050  
*Audience:* General Public  
*Frequency:* Periodically as required  
*Report Format:* Word/PDF

---

#### 10.2.49 BM-051: ANNUAL CAPACITY CHARGE EXCHANGE RATE

This Report contains the exchange rate between pounds sterling and euro to be applied for a Capacity Year in respect of calculations relating to Capacity Charges.

*I-SEM Report Reference:* BM-051  
*Audience:* General Public  
*Frequency:* Annually and as required  
*Report Format:* Word/PDF

---

#### 10.2.50 BM-052: CAPACITY DURATION EXCHANGE RATE

This report contains the exchange rate between pounds sterling and euro to be applied in respect of calculations relating to amounts calculated based on a Contract Register Entry, n, in accordance with the Capacity Market Code.

*I-SEM Report Reference:* BM-052  
*Audience:* General Public  
*Frequency:* Annually and as required  
*Report Format:* Word/PDF

---

#### 10.2.51 BM-053: CAPACITY CHARGE METERED QUANTITY FACTOR

This report contains the Capacity Charge Metered Quantity Factor in an Imbalance Settlement Period denoting which Imbalance Settlement Periods the Regulatory Authorities have determined should be used as the basis for Capacity Charge in respect of Supplier Units. It shall have a value of one for periods to be considered, and a value of zero for the periods not to be considered.

*I-SEM Report Reference:* BM-053  
*Audience:* General Public  
*Frequency:* Annually and as required  
*Report Format:* Word/PDF

---

#### 10.2.52 BM-054: SUPPLIER CAPACITY CHARGE PRICE

This report contains the Supplier Capacity Charge Price in a Capacity Year, which is used in the calculation of Capacity Charges.

<i>I-SEM Report Reference:</i>	<i>BM-054</i>
<i>Audience:</i>	<i>General Public</i>
<i>Frequency:</i>	<i>Annually and as required</i>
<i>Report Format:</i>	<i>Word/PDF</i>

---

#### 10.2.53 BM-055: DIFFERENCE PAYMENT SOCIALISATION MULTITPLIER

This report contains the Difference Payment Socialisation Multiplier for a Capacity Year, which is used as a multiplier of the Capacity Charge to establish the Difference Payment Socialisation Charge.

<i>I-SEM Report Reference:</i>	<i>BM-055</i>
<i>Audience:</i>	<i>General Public</i>
<i>Frequency:</i>	<i>Annually and as required</i>
<i>Report Format:</i>	<i>Word/PDF</i>

---

#### 10.2.54 BM-056: MARKET PRICE CAP

This report contains the Market Price Cap, reflecting the maximum permitted value for the Imbalance Price for any Imbalance Pricing Period.

<i>I-SEM Report Reference:</i>	<i>BM-056</i>
<i>Audience:</i>	<i>General Public</i>
<i>Frequency:</i>	<i>Annually and as required</i>
<i>Report Format:</i>	<i>Word/PDF</i>

---

#### 10.2.55 BM-057: MARKET PRICE FLOOR

This report contains the Market Price Floor, reflecting the minimum permitted value for the Imbalance Price for any Imbalance Pricing Period.

<i>I-SEM Report Reference:</i>	<i>BM-057</i>
<i>Audience:</i>	<i>General Public</i>
<i>Frequency:</i>	<i>Annually and as required</i>
<i>Report Format:</i>	<i>Word/PDF</i>

---

#### 10.2.56 BM-058: RESIDUAL METER VOLUME INTERVAN PROPORTION

This report contains the proportion of the Residual Error Volume Charge to be applied to Supplier Units in Currency Zone in respect of their Interval Metering.

<i>I-SEM Report Reference:</i>	<i>BM-058</i>
<i>Audience:</i>	<i>General Public</i>
<i>Frequency:</i>	<i>Annually and as required</i>
<i>Report Format:</i>	<i>Word/PDF</i>

---

#### 10.2.57      **BM-059: RESIDUAL ERROR VOLUME PRICE**

This report contains the Residual Error Volume Price in a Year, which is used in the calculation of Residual Error Volume Charges.

<i>I-SEM Report Reference:</i>	<i>BM-059</i>
<i>Audience:</i>	<i>General Public</i>
<i>Frequency:</i>	<i>Annually and as required</i>
<i>Report Format:</i>	<i>Word/PDF</i>

---

#### 10.2.58      **BM-060: FIXED MARKET OPERATOR CHARGE (SUPPLIER UNIT)**

This report contains the charge proposed annually by the Market Operator to be applied in respect of each Supplier Unit.

<i>I-SEM Report Reference:</i>	<i>BM-060</i>
<i>Audience:</i>	<i>General Public</i>
<i>Frequency:</i>	<i>Annually and as required</i>
<i>Report Format:</i>	<i>Word/PDF</i>

---

#### 10.2.59      **BM-061: FIXED MARKET OPERATOR CHARGE (GENERATOR UNIT)**

This report contains the charge proposed annually by the Market Operator to be applied in respect of each Generator Unit.

<i>I-SEM Report Reference:</i>	<i>BM-061</i>
<i>Audience:</i>	<i>General Public</i>
<i>Frequency:</i>	<i>Annually and as required</i>
<i>Report Format:</i>	<i>Word/PDF</i>

---

#### 10.2.60      **BM-062: VARIABLE MARKET OPERATOR PRICE**

This report contains the unit price at which the Variable Market Operator Charge is levied on Participants.

<i>I-SEM Report Reference:</i>	<i>BM-062</i>
<i>Audience:</i>	<i>General Public</i>
<i>Frequency:</i>	<i>Annually and as required</i>
<i>Report Format:</i>	<i>Word/PDF</i>

---

#### 10.2.61 BM-063: ENGINEERING TOLERANCE

This report contains the Engineering Tolerance, which is the percentage tolerance between the Dispatch Quantity under a Dispatch Instruction and Actual Output of a Generator Unit, without accounting for frequency deviations, within which the Generator Unit is deemed to be operating in accordance with its Dispatch Instruction, and which is used in the calculation of Uninstructed Imbalances.

<i>I-SEM Report Reference:</i>	<i>BM-063</i>
<i>Audience:</i>	<i>General Public</i>
<i>Frequency:</i>	<i>Annually and as required</i>
<i>Report Format:</i>	<i>Word/PDF</i>

---

#### 10.2.62 BM-064: MW TOLERANCE

This report contains the tolerance value in MW within which a Generator Unit is deemed to be complying with its Dispatch Instruction, before consideration of frequency response, which is used in the calculation of Uninstructed Imbalances.

<i>I-SEM Report Reference:</i>	<i>BM-064</i>
<i>Audience:</i>	<i>General Public</i>
<i>Frequency:</i>	<i>Annually and as required</i>
<i>Report Format:</i>	<i>Word/PDF</i>

---

#### 10.2.63 BM-065: SYSTEM PER UNIT REGULATION FACTOR

This report contains the System Per Unit Regulation Factor, which is the parameter reflecting the automatic response of a generating unit to variations in the system frequency which is used in the calculation of the Tolerance for Over Generation and the Tolerance for Under Generation used in the determination of Uninstructed Imbalance Charges.

<i>I-SEM Report Reference:</i>	<i>BM-065</i>
<i>Audience:</i>	<i>General Public</i>
<i>Frequency:</i>	<i>Annually and as required</i>
<i>Report Format:</i>	<i>Word/PDF</i>

---

#### 10.2.64 BM-066: DOG/PUG/TOLOG/TOLUG FOR OVER/UNDER GENERATION

Refer to section 10.2.100 BM-103 Energy Market Financial Publication – Indicative

<i>I-SEM Report Reference:</i>	<i>BM-066</i>
<i>Data Source</i>	<i>CSB Settlement System</i>
<i>Periodicity:</i>	<i>Daily</i>
<i>File Names:</i>	<i>GP_GP_ALL_&lt;SettlementDay&gt;_&lt;PublicationDay&gt;_&lt;Market&gt;_&lt;RunType&gt;_&lt;Timestamp&gt;</i>
<i>Report Title:</i>	<i>DOG/PUG/TOLOG/TOLUG for Over/Under Generation</i>
<i>Audience:</i>	<i>General Public</i>
<i>Resolution:</i>	<i>Imbalance Settlement Period</i>

Time Span: Market Volume and Settlement by Settlement Period  
Frequency: Settlement Day  
Report Format: XML

Field Name	Format	Description
REPORT_TYPE	VARCHAR2(2)	Identifier for report (GP)
MARKET_NAME	VARCHAR2(6)	Market name (BALIMB)
SETTLEMENT_DATE	DATE (YYYY-MM-DD)	Calendar day of settlement
PUBLICATION_DATE	DATE (YYYY-MM-DD)	Calendar day for publication
PUBLICATION_TIMESTAMP	TIME(YYYY-MM-DDTH24:MI)	Timestamp of publication
RUN_TYPE	VARCHAR2(5)	Type of run (INDIC, INIT, M4, M13, AH)

Table 50: Under/Over Generation Report Header Field Description

Field Name	Format	Description
RESOURCE NAME	VARCHAR2(32)	Name of the resource. Only populated if applicable.
DETERMINANT NAME	VARCHAR2(16)	Name of the determinant
DETERMINANT UNIT	VARCHAR2(8)	Units for determinant (MW, MWh, etc.)
VALUE: DATETIME	TIME(YYYY-MM-DDTH24:MI)	Date and time of the ISP for this determinant and resource
VALUE AMOUNT	NUMBER(28,8)	Value of the determinant for this resource in this ISP.

Table 51: Under/Over Generation Report Field Description

### 10.2.65 BM-067: TRANSMISSION LOSS ADJUSTMENT FACTOR

This report contains the factor for each Unit in each Imbalance Settlement Period to adjust the Output or Demand of that Unit for the effect of Transmission Losses and as otherwise provided for in the Trading and Settlement Code.

I-SEM Report Reference: BM-067  
Audience: General Public  
Frequency: Annually and as required  
Report Format: Word/PDF

### 10.2.66 BM-068: DISTRIBUTION LOSS ADJUSTMENT FACTOR

This report contains the factor for each Unit in each Imbalance Settlement Period to adjust the Output or Demand of that Unit for the effect of Distribution Losses and as otherwise provided for in the Trading and Settlement Code.

I-SEM Report Reference: BM-068  
Audience: General Public  
Frequency: Annually and as required  
Report Format: Word/PDF

### 10.2.67 BM-069: COMBINED LOSS ADJUSTMENT FACTOR

This report contains the factor for each Unit in each Imbalance Settlement Period, as calculated by the System Operators, to adjust the Output or Demand of that Unit for the effect of Transmission Losses and Distribution Losses and as otherwise provided for in the Trading and Settlement Code.

I-SEM Report Reference: BM-069  
Audience: General Public  
Frequency: Annually and as required

*Report Format:* Word/PDF

---

#### 10.2.68 BM-070: IMPERFECTIONS PRICE

This report contains the Imperfections Charge for a Year used in the calculation of Imperfections Charges.

*I-SEM Report Reference:* BM-070  
*Audience:* General Public  
*Frequency:* Annually and as required  
*Report Format:* Word/PDF

---

#### 10.2.69 BM-071: IMPERFECTIONS CHARGE FACTOR

This report contains the Imperfections Charge Factor for a Year.

*I-SEM Report Reference:* BM-071  
*Audience:* General Public  
*Frequency:* Annually and as required  
*Report Format:* Word/PDF

---

#### 10.2.70 BM-072: TESTING TARIFF

This report contains the testing tariffs applicable to Generator Units Under Test.

*I-SEM Report Reference:* BM-072  
*Audience:* General Public  
*Frequency:* Annually and as required  
*Report Format:* Word/PDF

---

#### 10.2.71 BM-073: SCHEDULE OF TESTING TARIFFS

This report will contain the schedule of Testing Tariffs for a Year.

*I-SEM Report Reference:* BM-073  
*Audience:* General Public  
*Frequency:* Annually and as required  
*Report Format:* Word/PDF

---

#### 10.2.72 BM-074: FIXED CREDIT REQUIREMENT, IN RESPECT OF GENERATOR AND/OR SUPPLIER UNITS

This report contains the minimum Credit Cover requirement for any Participant in respect of each of its Generator Units and/or in respect of each of its Supplier Units, as approved by the Regulatory Authorities.

*I-SEM Report Reference:* BM-074



*Audience:* General Public  
*Frequency:* Annually and as required  
*Report Format:* Word/PDF

---

#### 10.2.73 BM-075: DAYS IN HISTORICAL ASSESSMENT PERIOD

This report contains the number of days (Historical Assessment Period) prior to the day of the issue of the latest relevant Settlement Document over which a statistical analysis of a Participant's incurred liabilities, separately in respect of its Generator Units and Supplier Units, shall be undertaken in order to support the forecasting of undefined liabilities for that Participant.

*I-SEM Report Reference:* BM-075  
*Audience:* General Public  
*Frequency:* Annually and as required  
*Report Format:* Word/PDF

---

#### 10.2.74 BM-076: ANALYSIS PERCENTILE PARAMETER

This report contains the percentage degree of statistical confidence that Actual Exposures, once determined for each Participant, will fall below the estimate of Undefined Potential Exposure, as approved by the Regulatory Authorities.

*I-SEM Report Reference:* BM-076  
*Audience:* General Public  
*Frequency:* Annually and as required  
*Report Format:* Word/PDF

---

#### 10.2.75 BM-077: CREDIT COVER ADJUSTMENT TRIGGER

This report contains the trigger value for determining when a Participant should report to the Market Operator expected future changes in the total metered quantities of its Supplier Units or settlement quantities of its Generator Units such that it should be designated an Adjusted Participant, as approved by the Regulatory Authorities.

*I-SEM Report Reference:* BM-077  
*Audience:* General Public  
*Frequency:* Annually and as required  
*Report Format:* Word/PDF

---

#### 10.2.76 BM-078: CURRENCY COST PRICE

This report contains the Currency Cost Price in a Year for use in the calculation of Currency Adjustment Charges.

*I-SEM Report Reference:* BM-078  
*Audience:* General Public  
*Frequency:* Annually and as required  
*Report Format:* Word/PDF

---

#### 10.2.77 BM-079: CURRENCY COST CHANGE FACTOR

This report contains the Currency Cost Charge Factor in a Year, as approved by the Regulatory Authorities.

<i>I-SEM Report Reference:</i>	<i>BM-079</i>
<i>Audience:</i>	<i>General Public</i>
<i>Frequency:</i>	Annually and as required
<i>Report Format:</i>	Word/PDF

---

#### 10.2.78 BM-080: ANNUAL MAINTENANCE SCHEDULE – TRANSMISSION LINE OUTAGE

This report contains the Annual Maintenance Schedule for Transmission Line Outage.

<i>I-SEM Report Reference:</i>	<i>BM-080</i>
<i>Audience:</i>	<i>General Public</i>
<i>Frequency:</i>	Annually, in April of each year
<i>Report Format:</i>	XLS

---

#### 10.2.79 BM-081: TWO YEAR MAINTENAINCE SCHEDULE – GENERATOR OUTAGES SCHEDULE

This report contains the Two Year Maintenance Schedule for Generator Outages.

<i>I-SEM Report Reference:</i>	<i>BM-081</i>
<i>Audience:</i>	<i>General Public</i>
<i>Frequency:</i>	Annually and as required
<i>Report Format:</i>	XLS

---

#### 10.2.80 BM-082: MONTHLY MAINTENANCE SCHEDULE – GENERATOR UNIT OUTAGES

This report contains the Monthly Maintenance Schedule for Generator Unit Outages.

<i>I-SEM Report Reference:</i>	<i>BM-082</i>
<i>Audience:</i>	<i>General Public</i>
<i>Frequency:</i>	Monthly
<i>Report Format:</i>	XLS

---

#### 10.2.81 BM-083: MONTHLY MAINTENANCE SCHEDULE – TRANSMISSION SYSTEM LINE OUTAGES

This report contains the Monthly Maintenance Schedule for Transmission System Line Outages.

*I-SEM Report Reference:* BM-083  
*Audience:* General Public  
*Frequency:* Monthly  
*Report Format:* XLS

## 10.2.82 BM-084: DAILY TRADING EXCHANGE RATE REPORT

This report contains the Daily Trading Exchange Rate, retrieved two days prior to the Trading Day.

*I-SEM Report Reference:* BM-084  
*Data Source:* Market Operator  
*Periodicity:* Daily  
*Report Name:* PUB\_DailyExchangeRate  
*File Names:* PUB\_DailyExchangeRate.xml  
*Report Title:* Daily Trading Exchange Rate Report  
*Audience:* General Public  
*Resolution:* Trading Day  
*Time Span:* Trading Day + 2  
*Frequency:* Daily  
*Report Format:* XML

Field Name	Format	Description
TRADE DATE	DATE (YYYY-MM-DD)	Trading Day
FROM CURRENCY	CHAR(1)	From Currency - Euro (E) or Sterling Pound (P).
TO CURRENCY	CHAR(1)	To Currency - Euro (E) or Sterling Pound (P).
EXCHANGE RATE	NUMBER(4,2)	Exchange Rate

**Table 52: Daily Trading Day Exchange Rate Report**

## 10.3 SETTLEMENT DATA

### 10.3.1 BM-085: SETTLEMENT CALENDAR

This report is available to all Participants and the general public. Each entry in the settlement calendar has a Calendar Event describing an expected event such as the availability of settlement reports or payment timelines.

*I-SEM Report Reference:* BM-085  
*Data Source:* CSB Settlement System  
*Periodicity:* Annually Set, updated ad hoc as required  
*File Names:* SC\_PT\_ALL\_<SettlementDay/OperatingDay>\_<PublicationDay>\_<ALL\_REPT\_<Timestamp> (see note below<sup>3</sup>)  
*Report Title:* Settlement Calendar  
*Audience:* General Public  
*Resolution:* Event by Calendar Day  
*Time Span:* Annually, updated ad hoc as required

<sup>3</sup> File Type – can be either Operational day or Settlement day depending on how the report is generated

*Frequency:* Annually set, updated as necessary

*Report Format:* XML

Field Name	Format	Description
REPORT_TYPE	VARCHAR2(2)	Identifier for report (SC)
PUBLICATION_TIMESTAMP	TIME(YYYY-MM-DDTH24:MI)	Timestamp of publication

**Table 53: Settlement Calendar Header Field Description**

Field Name	Format	Description
OPERATIONAL DATE	DATE (YYYY-MM-DD)	This is the date the run defined by the calendar entry occurs on, and is the default sort key for the calendar.
MARKET	VARCHAR2(6)	This describes the primary separation of settlements, and is expected to have the following three values: <ul style="list-style-type: none"> <li>○ Imbalance (BALIMB)</li> <li>○ Capacity Market (CRM)</li> <li>○ MO</li> </ul>
PUBLICATION	VARCHAR2(24)	This field contains those calendar events marked as Publish, and describes the type of document produced by the run for this calendar entry. Following the SEM settlement calendar, the Publication field is expected to have the following values: <ul style="list-style-type: none"> <li>○ Statements</li> <li>○ Settlement Documents</li> <li>○ Payments IN</li> <li>○ Payments OUT</li> <li>○ MDP submission timelines</li> </ul>
RUN_TYPE	VARCHAR2(5)	This field describes the run identifier. Following the SEM settlement calendar, the Run field is expected to have the following values: <ul style="list-style-type: none"> <li>○ Indicative (INDIC)</li> <li>○ Initial (INIT)</li> <li>○ M4 (M4)</li> <li>○ M13 (M13)</li> <li>○ Ad hoc (AH)</li> </ul>
PERIOD_TYPE	VARCHAR2(24)	This field defines the number of days that make up the particular run. In I-SEM, Indicative and Initial runs for Statements are anticipated to have a Period Type of Day and otherwise a Period Type of Week, while all runs applying to Settlement Documents are anticipated to have a Period Type of Week. Although it is currently anticipated to follow the same timeline as the Imbalance market, the Capacity Market may require a Month period type.
PERIOD_END_DATE	TIME (YYY-MM-DDTH24:MI))	This field defines the end of the last day in the settlement period defined by the Period Type.
MODIFIED	DATE (YYYY-MM-DD)	This value of this field is the t last modification date of the calendar entry. Here, "modification" includes both a new entry and an updated entry.
COMMENTS	VARCHAR2(512)	This field is a free-form text entry. The current SEM settlement calendar uses comments such as "Payments in by 12:00", "Published by 17:00", and "Week 44 2015".

**Table 54: Settlement Calendar Field Description**

### 10.3.2 BM-086: DAILY METER DATA REPORT

This report contains metered generation (MWh) for each Generator Unit and Interconnectors per Imbalance Settlement Period, on a Settlement Day basis. This report is published D+1 and D+4.

<i>I-SEM Report Reference:</i>	<i>BM-086</i>
<i>Data Source</i>	<i>Meter Data Provider</i>
<i>Periodicity:</i>	<i>Daily</i>
<i>Report Name:</i>	<i>PUB_DailyMeterDataD1</i>
<i>File Names:</i>	<i>PUB_DailyMeterDataD1.xml</i>
<i>Report Title:</i>	<i>Daily Meter Data Report</i>
<i>Audience:</i>	<i>General Public</i>
<i>Resolution:</i>	<i>Imbalance Settlement Period</i>
<i>Time Span:</i>	<i>Calendar Day (TD-1WD) and (TD-5WD)</i>
<i>Frequency:</i>	<i>Daily</i>
<i>Report Format:</i>	<i>XML</i>

Field Name	Format	Description
TRADE DATE	DATE (YYYY-MM-DD)	Trading Day commences at 23:00hrs (GMT)
PARTICIPANT NAME	VARCHAR2(12)	The PT Identifier, which represents the name of Market Participant, as registered in the Balancing Market.
RESOURCE NAME	VARCHAR2(32)	The name of the resource (e.g. the name of the Generating Unit, Supplier Unit, Demand Side Unit, Interconnector for which data is being reported).
RESOURCE TYPE	VARCHAR2(4)	Indicates the type of resource for which data is being submitted - permitted values include: GU, DSU, Interconnector.
START TIME	TIME(YYYY-MM-DDTH24:MI)	Imbalance Settlement Period Start Time
END TIME	TIME(YYYY-MM-DDTH24:MI)	Imbalance Settlement Period End Time
JURISDICTION	VARCHAR2(32)	ROI (Republic of Ireland) or NI (Northern Ireland)
METERED_MW	NUMBER(8,3)	Represents the total generation (MWh)

**Table 55: Daily Meter Data Report**

### 10.3.3 BM-087: INITIAL INTERCONNECTOR FLOWS AND RESIDUAL CAPACITY REPORT

This report contains the initial metered Interconnector flow and the difference between metered and scheduled interconnector flow per Imbalance Settlement Period for the settlement day.

<i>I-SEM Report Reference:</i>	<i>BM-087</i>
<i>Data Source</i>	<i>Settlement</i>
<i>Periodicity:</i>	<i>Daily</i>
<i>Report Name:</i>	<i>PUB_DailyIntconFlowAndResCap</i>
<i>File Names:</i>	<i>PUB_DailyIntconFlowAndResCap.xml</i>
<i>Report Title:</i>	<i>Initial Interconnector Flows and Residual Capacity Report</i>
<i>Audience:</i>	<i>General Public</i>
<i>Resolution:</i>	<i>Imbalance Settlement Period</i>
<i>Time Span:</i>	<i>Settlement Day-4</i>
<i>Frequency:</i>	<i>Daily (every Working Day as Meter Data is received per Working Day)</i>

Report Format: XML

Field Name	Format	Description
TRADE DATE	DATE (YYYY-MM-DD)	Trading Day
RESOURCE NAME	VARCHAR2(32)	The name of the resource (e.g. the name of the Generating Unit, Supplier Unit, Demand Side Unit, Interconnector for which data is being reported).
START TIME	TIME(YYYY-MM-DDTH24:MI)	Imbalance Settlement Period Start Time
END TIME	TIME(YYYY-MM-DDTH24:MI)	Imbalance Settlement Period End Time
METERED FLOW	NUMBER(8,3)	Initial Flow MW
FLOW VARIANCE	NUMBER(8,3)	Difference between Indicative and Initial or scheduled flow
RESIDUAL CAPACITY	NUMBER(8,3)	Residual Capacity (MW)

**Table 56: Initial Interconnector Flows and Residual Capacity Report**

### 10.3.4 BM-088: DAILY TRANSMISSION OUTAGE SCHEDULE REPORT

This report contains transmission outage schedules for all Units, where applicable, for the next Trading Day.

**I-SEM Report Reference:** BM-088  
**Data Source:** TSO  
**Periodicity:** Daily  
**Report Name:** PUB\_DailyTransOutageSchedule  
**File Names:** PUB\_DailyTransOutageSchedule.xml  
**Report Title:** Daily Transmission Outage Schedule Report  
**Audience:** General Public  
**Resolution:** Per outage durations  
**Time Span:** Next Trading Day  
**Frequency:** Daily  
**Report Format:** XML

Field Name	Format	Description
EQUIPMENT TYPE	VARCHAR2(6)	Equipment Type
EQUIPMENT ID	VARCHAR2(36)	Equipment identifier
EQUIPMENT NAME	VARCHAR2(32)	Equipment Name
OUTAGE REASON FLAG	CHAR(1)	Outage Reason Flag: P – Planned F- Forced C - Consequential
TRADE DATE	DATE (YYYY-MM-DD)	Trading Day
DELIVERY DATE	DATE (YYYY-MM-DD)	Calendar Day (referred to as “Day” in the Code).
START TIME	TIME(YYYY-MM-DDTH24:MI)	Outage Start Date/Time
END TIME	TIME(YYYY-MM-DDTH24:MI)	Outage End Date/Time

**Table 57: Daily Transmission Outage Schedule Report**

### 10.3.5 BM-089: AVERAGE SYSTEM FREQUENCY REPORT

This report contains the nominal and calculated average System Frequency by Imbalance Settlement Period for the relevant Trading Day.

**I-SEM Report Reference:** BM-089  
**Periodicity:** Daily  
**Report Name:** PUB\_AvgSystemFrequency  
**File Names:** PUB\_AvgSystemFrequency.xml

*Report Title:* Average System Frequency Report  
*Audience:* General Public  
*Resolution:* Imbalance Settlement Period  
*Time Span:* Calendar Day - 1  
*Frequency:* Daily  
*Report Format:* XML

Field Name	Format	Description
TRADE DATE	DATE (YYYY-MM-DD)	Trading Date
DELIVERY DATE	DATE (YYYY-MM-DD)	Calendar Day (referred to as "Day" in the Code).
START TIME	TIME(YYYY-MM-DDTH24:MI)	Start time
END TIME	TIME(YYYY-MM-DDTH24:MI)	End time
NOMINAL FREQUENCY	NUMBER(6,3)	Nominal Frequency
AVERAGE FREQUENCY	NUMBER(6,3)	Average Frequency

**Table 58: Average System Frequency Report**

### 10.3.6 BM-090: SO INTERCONNECTOR TRADES REPORT

This daily report contains Interconnector Trades for the previous Calendar Day, including interconnector import/export prices and associated MW quantities.

*I-SEM Report Reference:* BM-090  
*Periodicity:* Daily  
*Report Name:* PUB\_DailyIntconTrades  
*File Names:* PUB\_DailyIntconTrades.xml  
*Report Title:* SO Interconnector Trades Report  
*Audience:* General Public  
*Resolution:* Imbalance Settlement Period  
*Time Span:* Settlement Day – 1  
*Frequency:* Daily  
*Report Format:* XML

Field Name	Format	Description
SETTLEMENT DATE	DATE (YYYY-MM-DD)	Settlement Date
RESOURCE NAME	VARCHAR2(32)	The name of the resource (e.g. the name of the Generating Unit, Supplier Unit, Demand Side Unit, Interconnector for which data is being reported).
DELIVERY DATE	DATE (YYYY-MM-DD)	Calendar Day (referred to as "Day" in the Code).
START TIME	TIME(YYYY-MM-DDTH24:MI)	Imbalance Settlement Period Start time
END TIME	TIME(YYYY-MM-DDTH24:MI)	Imbalance Settlement Period End time
SO INTERCON IMP PRICE	Number(8,2)	Import Price for SO Trades
SO INTERCON IMP QUANTITY	Number(8,3)	Import Quantity for SO Trades
SO INTERCON EXP PRICE	Number(8,2)	Export Price for SO Trades
SO INTERCON EXP QUANTITY	Number(8,3)	Export Quantity for SO Trades

**Table 59: SO Interconnector Trades Report**

### 10.3.7 BM-091: UNIT DATA REPORT

This report contains Generator Unit and Demand Side Unit Fuel Type for the previous Trading Day.

*I-SEM Report Reference:* BM-091  
*Periodicity:* Daily

**Report Name:** PUB\_DailyUnitData  
**File Names:** PUB\_DailyUnitData.xml  
**Report Title:** Unit Data Report  
**Audience:** General Public  
**Resolution:** Trading Day  
**Time Span:** Trading Day – 1  
**Frequency:** Daily  
**Report Format:** XML

Field Name	Format	Description
JURISDICTION	VARCHAR2(32)	ROI (Republic of Ireland) or NI (Northern Ireland)
TRADE DATE	DATE (YYYY-MM-DD)	Trading Day
PARTICIPANT FULLNAME	VARCHAR2(60)	Full Name of the Participant
PARTICIPANT NAME	VARCHAR2(12)	Participant name
RESOURCE NAME	VARCHAR2(32)	The name of the resource (e.g. the name of the Generating Unit, Supplier Unit, Demand Side Unit, Interconnector for which data is being reported).
RESOURCE TYPE	VARCHAR2(4)	Type of resource
FUEL TYPE	VARCHAR2(22)	Fuel type. Possible values are: Oil Gas Peat Wind Biomass CHP Hydro Coal Distillate Nuclear Battery Storage Multi Fuel Pump Storage Fly Wheel Solar Compressed Air Storage Other

Table 60: Unit Data Report

### 10.3.8 BM-094: METERED VOLUMES BY JURISDICTION

**I-SEM Report Reference:** BM-094  
**Data Source:** System  
**Periodicity:** Daily  
**File Names:** MJ\_GP\_ALL\_<SettlementDay>\_<PublicationDay>\_<Market>\_<RunType>\_<Timestamp>.xml  
**Report Title:** Metered Volumes By Jurisdiction  
**Audience:** General Public  
**Resolution:** Imbalance Settlement Period  
**Time Span:** Settlement Day  
**Frequency:** Daily - 1WD D-5WD  
**Report Format:** XML

Field Name	Format	Description
REPORT_TYPE	VARCHAR2(6)	Identifier for report (MJ)
MARKET_NAME	VARCHAR2(6)	Market name (BALIMB)
PUBLICATION_DATE	DATE (YYYY-MM-DD)	Calendar day for publication
PUBLICATION_TIMESTAMP	TIME(YYYY-MM-DDTH24:MI)	Timestamp of publication
RUN_TYPE	VARCHAR2(5)	Type of run (INDIC, INIT)
SETTLEMENT_DATE	DATE (YYYY-MM-DD)	Settlement Date



**Table 61: Metered Volumes by Jurisdiction Report Header Field Description**

Field Name	Format	Description
VALUE: DATETIME	TIME(YYYY-MM-DDTH24:MI)	Date and time of the ISP
VALUE: METERED_GENERATION	NUMBER(28,8)	Metered Generation
VALUE: METERED_DEMAND	NUMBER(28,8)	Metered Demand
JURISDICTION	VARCHAR2(3)	ROI (Republic of Ireland) or NI (Northern Ireland)
VALUE: UNIT	VARCHAR2(8)	Units of measure (e.g. MW)

**Table 62: Metered Volumes by Jurisdiction Report**

### 10.3.9 BM-095: BALANCING AND IMBALANCE MARKET COST VIEW REPORT

This report contains the total Settlement Period Imbalance Volume (MWh) times the Imbalance Period Price. It is available for all the Participants and is run at half hourly intervals every day for the previous Imbalance Settlement Period.

*I-SEM Report Reference:* BM-094  
*Data Source:* Balancing Market Runs  
*Periodicity:* Daily  
*Report Name:* PUB\_30MinImbalCost  
*File Names:* PUB\_30MinImbalCost\_YYYYMMDDHHMM.xml  
*Report Title:* Balancing and Imbalance Market Cost View Report  
*Audience:* General Public  
*Resolution:* Imbalance Settlement Period  
*Time Span:* 30 minutes  
*Frequency:* Half hourly intervals every day  
*Report Format:* XML

Field Name	Format	Description
START TIME	TIME(YYYY-MM-DDTH24:MI)	Imbalance Settlement Period Start Time
END TIME	TIME(YYYY-MM-DDTH24:MI)	Imbalance Settlement Period End Time
IMBALANCE VOLUME	NUMBER(8,3)	Quantity of Net Imbalance volume (QNIV) for the Imbalance Settlement Period
IMBALANCE PRICE	NUMBER(8,2)	Calculated Average time weighted imbalance price (PIMB) for the Imbalance Settlement Period
IMBALANCE COST	NUMBER(8,2)	Imbalance Cost (Euro) = Settlement Period Imbalance Volume (MWhr) times the Imbalance Period Price (Euro/MWhr)

**Table 63: Balance and Imbalance Market Cost View Field Description**

### 10.3.10 BM-096: DISPATCH QUANTITY

*I-SEM Report Reference:* BM-096  
*Data Source:* TSO  
*Periodicity:* Daily  
*Report Name:* PUB\_DlyDispatchQuantity  
*File Names:* PUB\_DlyDispatchQuantity.xml  
*Report Title:* Dispatch Quantity

*Audience:* General Public  
*Resolution:* Imbalance Settlement Period  
*Time Span:* Previous Settlement Day  
*Frequency:* Daily  
*Report Format:* XML

Field Name	Format	Description
TRADE DATE	DATE (YYYY-MM-DD)	Trading Date
DELIVERY DATE	DATE (YYYY-MM-DD)	Calendar Day (referred to as "Day" in the Code). (YYYY-MM-DD)
START TIME	TIME(YYYY-MM-DDTH24:MI)	Start Time of Imbalance Settlement Period
END TIME	TIME(YYYY-MM-DDTH24:MI)	End Time of Imbalance Settlement Period
RESOURCE NAME	VARCHAR2(32)	Resource Name
DISPATCH QUANTITY	NUMBER(8,3)	Dispatch Quantity (MW)

**Table 64: Dispatch Quantity**

### 10.3.11 BM-098: AGGREGATED CONTRACTED QUANTITIES FOR GENERATION REPORT

This report contains the aggregated contracted quantities as provided by the SEMOpX for each Imbalance Settlement Period for which the Balancing Market Gate Window is still open in the Trading Day, aggregated across all Generator Units and Demand Side Units.

*I-SEM Report Reference:* BM-098  
*Data Source:* SEMOpX  
*Periodicity:* Daily  
*Report Name:* PUB\_HrlyAggContractedQtyGen  
*File Names:* PUB\_HrlyAggContractedQtyGen\_YYYYMMDDHHMM.xml  
*Report Title:* Aggregated Contracted Quantities for Generation Report  
*Audience:* General Public  
*Resolution:* Imbalance Settlement Period  
*Time Span:* All Imbalance Settlement Periods for which the Balancing Market Gate Window is still open in the Trading Day  
*Frequency:* Once every Hour  
*Report Format:* XML

Field Name	Format	Description
TRADE DATE	DATE (YYYY-MM-DD)	Trading Day
DELIVERY DATE	DATE (YYYY-MM-DD)	Calendar Day (referred to as "Day" in the Code).
START TIME	TIME(YYYY-MM-DDTH24:MI)	Imbalance Settlement Period Start Time
END TIME	TIME(YYYY-MM-DDTH24:MI)	Imbalance Settlement Period End time
MW	NUMBER(11,3)	Aggregated Contracted Quantities for Generation Units and Demand Side Units only

**Table 65: Aggregated Contracted Quantities for Generation Report**

### 10.3.12 BM-099: AGGREGATED CONTRACTED QUANTITIES FOR DEMAND REPORT

This report contains the aggregated contracted quantities submitted by the SEMOpx for Imbalance Settlement for each Imbalance Settlement Period for which the Balancing Market Gate Window is still open in the Trading Day, aggregated across all Supplier Units.

*I-SEM Report Reference:* BM-099  
*Data Source:* SEMOpx  
*Periodicity:* Daily  
*Report Name:* PUB\_AggContractedQtyDemand  
*File Names:* PUB\_AggContractedQtyDemand\_YYYYMMDDHHMM.xml  
*Report Title:* Aggregated Contracted Quantities for Demand Report  
*Audience:* General Public  
*Resolution:* Imbalance Settlement Period  
*Time Span:* All Imbalance Settlement Periods for which the Balancing Market Gate Window is still open in the Trading Day  
*Frequency:* Every Hour  
*Report Format:* XML

Field Name	Format	Description
TRADE DATE	DATE (YYYY-MM-DD)	Trading Day
DELIVERY DATE	DATE (YYYY-MM-DD)	Calendar Day (referred to as "Day" in the Code).
START TIME	TIME(YYYY-MM-DDTH24:MI)	Imbalance Settlement Period Start Time
END TIME	TIME(YYYY-MM-DDTH24:MI)	Imbalance Settlement Period End time
MW	NUMBER(11,3)	Aggregated Contracted Quantities for Supplier Units

**Table 66: Aggregated Contracted Quantities for Demand Report**

### 10.3.13 BM-100: AGGREGATED CONTRACTED QUANTITIES FOR WIND REPORT

This report contains the aggregated contracted quantities submitted by the SEMOpx for Imbalance Settlement for each Imbalance Settlement Period for which the Balancing Market Gate Window is still open in the Trading Day, aggregated across all Wind Units.

*I-SEM Report Reference:* BM-100  
*Data Source:* SEMOpx  
*Periodicity:* Daily  
*Report Name:* PUB\_HrlyAggWindFcst  
*File Names:* PUB\_HrlyAggWindFcst\_YYYYMMDDHHMM.xml  
*Report Title:* Aggregated Contracted Quantities for Wind Report  
*Audience:* General Public  
*Resolution:* Imbalance Settlement Period  
*Time Span:* All Imbalance Settlement Periods for which the Balancing Market Gate Window is still open in the Trading Day  
*Frequency:* Hourly  
*Report Format:* XML

Field Name	Format	Description
TRADE DATE	DATE (YYYY-MM-DD)	Trading Day
DELIVERY DATE	DATE (YYYY-MM-DD)	Calendar Day (referred to as "Day" in the Code).
START TIME	TIME(YYYY-MM-DDTH24:MI)	Imbalance Settlement Period Start Time
END TIME	TIME(YYYY-MM-DDTH24:MI)	Imbalance Settlement Period End time

Field Name	Format	Description
MW	NUMBER(11,3)	Aggregated Contracted Quantities for Wind Units

Table 67: Aggregated Contracted Quantities for Wind Report

### 10.3.14 BM-101: AVERAGE OUTTURN AVAILABILITY

*I-SEM Report Reference:* BM-101  
*Data Source:* TSO  
*Periodicity:* Daily  
*Report Name:* PUB\_AvgOutturnAvail  
*File Names:* PUB\_AvgOutturnAvail.xml  
*Report Title:* Average Outturn Availability  
*Audience:* General Public  
*Resolution:* Imbalance Settlement Period  
*Time Span:* Calendar Day – 1  
*Frequency:* Daily  
*Report Format:* XML

Field Name	Format	Description
TRADE DATE	DATE (YYYY-MM-DD)	Trading Day
DELIVERY DATE	DATE (YYYY-MM-DD)	Calendar Day (referred to as "Day" in the Code). (YYYY-MM-DD)
START TIME	TIME(YYYY-MM-DDTH24:MI)	Start Time of Imbalance Settlement Period
END TIME	TIME(YYYY-MM-DDTH24:MI)	End Time of Imbalance Settlement Period
PARTICIPANT_NAME	VARCHAR2(12)	Participant name
RESOURCE_NAME	VARCHAR2(32)	The name of the resource (e.g. the name of the Generating Unit, Supplier Unit, Demand Side Unit, Interconnector for which data is being reported).
AVG_OUTTURN_AVAIL	NUMBER(8,3)	Outturn Availability

Table 68: Average Outturn Availability Report

### 10.3.15 BM-159: OUTTURN AVAILABILITY

*I-SEM Report Reference:* BM-159  
*Data Source:* TSO  
*Periodicity:* Hourly  
*Report Name:* PUB\_D\_OutturnAvail  
*File Names:* PUB\_D\_OutturnAvail\_YYYYMMDDHHMM.xml  
*Report Title:* Outturn Availability  
*Audience:* General Public  
*Resolution:* Point in time  
*Time Span:* Whole hour preceding the time at which the report is produced  
*Frequency:* Hourly  
*Report Format:* XML

Field Name	Format	Description
TRADE DATE	DATE (YYYY-MM-DD)	Trade Date
DELIVERY DATE	DATE (YYYY-MM-DD)	Delivery Date
ISSUE TIME	TIME(YYYY-MM-DDTH24:MI)	Issue time for the availability declaration
PARTICIPANT NAME	VARCHAR2(12)	Participant Name
RESOURCE NAME	VARCHAR2(32)	Resource Name
OUTTURN AVAILABILITY	NUMBER(8,3)	Maximum Availability (MW)
OUTTURN MINIMUM STABLE GEN	NUMBER(8,3)	Minimum Stable Generation (MW)

Field Name	Format	Description
OUTTURN MINIMUM OUTPUT	NUMBER(8,3)	Minimum Output (MW)

Table 69: Outturn Availability Report

### 10.3.16 BM-160: HOURLY DISPATCH INSTRUCTIONS REPORT

This report is published on an hourly basis, containing all Accepted Dispatch Instructions (including Wind Units) where the Issue Time is in the previous hour.

<i>I-SEM Report Reference:</i>	<i>BM_160</i>
<i>Data Source</i>	<i>TSO</i>
<i>Periodicity:</i>	<i>Hourly</i>
<i>Report Name:</i>	<i>PUB_D_HourlyDIRpt</i>
<i>File Names:</i>	<i>PUB_D_HourlyDIRpt_YYYYMMDDHHMM.xml</i>
<i>Report Title:</i>	<i>Hourly Dispatch Instructions Report</i>
<i>Audience:</i>	<i>General Public</i>
<i>Resolution:</i>	<i>Point in time</i>
<i>Time Span:</i>	<i>Whole hour preceding the time at which the report is produced</i>
<i>Frequency:</i>	<i>Hourly</i>
<i>Report Format:</i>	<i>XML</i>

Field Name	Format	Description
INSTRUCTION TIME STAMP	TIME(YYYY-MM-DDTH24:MI)	Instruction Time Stamp
INSTRUCTION END TIME	TIME(YYYY-MM-DDTH24:MI)	End time of the instruction
PARTICIPANT NAME	VARCHAR2(12)	Participant Name
RESOURCE NAME	VARCHAR2(32)	Resource Name
DISPATCH INSTRUCTION	NUMBER(8,3)	Dispatch Instruction
INSTRUCTION CODE	VARCHAR2(4)	Instruction Code
INSTRUCTION COMBINATION CODE	VARCHAR2(4)	Instruction Combination Code
INSTRUCTION ISSUE TIME	TIME(YYYY-MM-DDTH24:MI)	Instruction Issue Time
INSTRUCTION UNTIL TIME	TIME(YYYY-MM-DDTH24:MI)	Instruction 'until time'
RAMP UP RATE	NUMBER(8,3)	Ramp Up Rate
RAMP DOWN RATE	NUMBER(8,3)	Ramp Down Rate

Table 70: Hourly Dispatch Instructions Report

### 10.3.17 BM-161: HOURLY SO INTERCONNECTOR TRADES REPORT

This report is available to all the Market Participants and general public. It is produced each hour for the previous hour, containing all SO Interconnector Trades for which the start time is less than or equal to the end of the hour for which the report is being published, or where the end time is greater than or equal to the start of the hour for which the report is being produced. The report includes interconnector import/export prices and trade MW quantities. The report will not be published when there are no applicable SO Interconnector Trades for the previous hour.

<i>I-SEM Report Reference:</i>	<i>BM_161</i>
<i>Data Source</i>	<i>TSO</i>
<i>Periodicity:</i>	<i>Hourly</i>
<i>Report Name:</i>	<i>PUB_D_HourlySOTrades</i>
<i>File Names:</i>	<i>PUB_D_HourlySOTrades_YYYYMMDDHHMM.xml</i>
<i>Report Title:</i>	<i>Hourly SO Interconnector Trades Report</i>
<i>Audience:</i>	<i>General Public</i>
<i>Resolution:</i>	<i>Individual SO Interconnector Trades</i>

Time Span: Whole hour preceding the time at which the report is produced  
 Frequency: Hourly  
 Report Format: XML

Field Name	Format	Description
TRADE DATE	DATE(YYYY-MM-DD)	Trading Date
RESOURCE NAME	VARCHAR2(32)	Resource Name
DELIVERY DATE	DATE(YYYY-MM-DD)	Delivery Date
START TIME	TIME(YYYY-MM-DDTH24:MI)	Imbalance Settlement Period Start time
END TIME	TIME(YYYY-MM-DDTH24:MI)	Imbalance Settlement Period End time
SO INTERCON IMP PRICE	NUMBER(8,2)	Import Price for SO Trades
SO INTERCON IMP QUANTITY	NUMBER(8,3)	Import Quantity for SO Trades
SO INTERCON EXP PRICE	NUMBER(8,2)	Export Price for SO Trades
SO INTERCON EXP QUANTITY	NUMBER(8,3)	Export Quantity for SO Trades

Table 71: Hourly SO Interconnector Trades Report

### 10.3.18 BM-102: UNIT UNDER TEST

This report contains details of the Units Under Test for the following Trading Day.

I-SEM Report Reference: BM-102  
 Data Source: System  
 Report Name: PUB\_DailyUnitUnderTest  
 File Names: PUB\_DailyUnitUnderTest.xml  
 Report Title: Unit Under Test Report  
 Audience: General Public  
 Resolution: Per Physical Notification segment that is Under Test  
 Time Span: Trading Day + 1  
 Frequency: Daily  
 Report Format: XML

Field Name	Format	Description
PARTICIPANT NAME	VARCHAR2(12)	The PT Identifier, which represents the name of Market Participant, as registered in the Balancing Market
RESOURCE NAME	VARCHAR2(32)	Generation Unit Identification
TRADE DATE	DATE(YYYY-MM-DD)	Trading Day
START TIME	TIME(YYYY-MM-DDTH24:MI)	Start time of the Under Test PN segment
END TIME	TIME(YYYY-MM-DDTH24:MI)	End time of the Under Test PN segment

Table 72: Unit Under Test Report

### 10.3.19 BM-103: ENERGY MARKET FINANCIAL PUBLICATION – INDICATIVE

The Energy Market Financial Publication, Energy Market Information Publication, Capacity Market Financial Publication, Capacity Market Information Publication, Metered Generation Information Publication, DOG/PUG/TOLUG/TOLUG for Over/Under Generation, and Make Whole Payment will share the common set of fields given here. These reports are collectively referred to as “General Public Settlement Reports”.

I-SEM Report Reference: BM-103  
 Data Source: CSB Settlement System  
 Periodicity: Daily  
 File Names: EF\_PT\_ALL\_<SettlementDay>\_<PublicationDay>\_<Market>\_<RunType>\_<Time stamp>

**Report Title:** Energy Market Financial Publication - Indicative  
**Audience:** General Public  
**Resolution:** Imbalance Settlement Period  
**Time Span:** Market Volume and Settlement by Settlement Period  
**Frequency:** Settlement Day  
**Report Format:** XML

Field Name	Format	Description
REPORT_TYPE	VARCHAR(2)	Identifier for Report (EF)
MARKET_NAME	VARCHAR2(6)	Market name (BALIMB)
SETTLEMENT_DATE	DATE (YYYY-MM-DD)	Calendar day of settlement
PUBLICATION_DATE	DATE (YYYY-MM-DD)	Calendar day for publication
PUBLICATION_TIMESTAMP	TIME(YYYY-MM-DDTH24:MI)	Timestamp of publication
RUN_TYPE	VARCHAR2(5)	Type of run (INDIC, INIT)

Table 73: General Public Settlement Header Field Description

Field Name	Format	Description
VALUE: DATETIME	TIME(YYYY-MM-DDTH24:MI)	Date and time of the ISP for this determinant and resource
DETERMINANT:NAME	VARCHAR2(16)	Name of the determinant
RESOURCE: NAME	VARCHAR2(32)	Name of the resource (if applicable)
DETERMINANT: UNIT	VARCHAR2(8)	Units for the determinant (e.g. MW)
VALUE: AMOUNT	NUMBER(28,8)	Amount of the determinant in the ISP

Table 74: General Public Settlement Detail Field Description

### 10.3.20 BM-104: ENERGY MARKET FINANCIAL PUBLICATION – INITIAL

Refer to section 10.3.18 BM-102: Unit Under Test

This report contains details of the Units Under Test for the following Trading Day.

**I-SEM Report Reference:** BM-102  
**Data Source:** System  
**Report Name:** PUB\_DailyUnitUnderTest  
**File Names:** PUB\_DailyUnitUnderTest.xml  
**Report Title:** Unit Under Test Report  
**Audience:** General Public  
**Resolution:** Per Physical Notification segment that is Under Test  
**Time Span:** Trading Day + 1  
**Frequency:** Daily  
**Report Format:** XML

Field Name	Format	Description
PARTICIPANT NAME	VARCHAR2(12)	The PT Identifier, which represents the name of Market Participant, as registered in the Balancing Market
RESOURCE NAME	VARCHAR2(32)	Generation Unit Identification
TRADE DATE	DATE (YYYY-MM-DD)	Trading Day
START TIME	TIME(YYYY-MM-DDTH24:MI)	Start time of the Under Test PN segment
END TIME	TIME(YYYY-MM-DDTH24:MI)	End time of the Under Test PN segment

Table 72: Unit Under Test Report

### BM-103: Energy Market Financial Publication – Indicative

**I-SEM Report Reference:** BM-104

<i>Data Source</i>	CSB Settlement System
<i>Periodicity:</i>	Daily
<i>File Names:</i>	EF_PT_ALL_<SettlementDay>_<PublicationDay>_<Market>_<RunType>_<Timestamp>
<i>Report Title:</i>	Energy Market Financial Publication - Initial
<i>Audience:</i>	General Public
<i>Resolution:</i>	Imbalance Settlement Period
<i>Time Span:</i>	Market Volume and Settlement by Settlement Period
<i>Frequency:</i>	Settlement Day
<i>Report Format:</i>	XML

### 10.3.21 BM-105: CAPACITY PAYMENTS BY MARKET

The Capacity Payments by Market Report will report aggregated market level Capacity Payment amounts per Imbalance Settlement Period.

<i>I-SEM Report Reference:</i>	BM-105
<i>Data Source</i>	CSB Settlement System
<i>Periodicity:</i>	Daily
<i>File Names:</i>	CJ_GP_ALL_<SettlementDay>_<PublicationDay>_<Market>_<RunType>_<Timestamp>
<i>Report Title:</i>	Capacity Payments by Market
<i>Audience:</i>	General Public
<i>Resolution:</i>	Imbalance Settlement Period
<i>Time Span:</i>	Daily
<i>Frequency:</i>	Settlement Day
<i>Report Format:</i>	XML

Field Name	Format	Description
REPORT_TYPE	VARCHAR2(2)	Identifier for Report (CJ)
MARKET_NAME	VARCHAR2(6)	Market name (CRM)
SETTLEMENT_DATE	DATE (YYYY-MM-DD)	Calendar day of settlement
PUBLICATION_DATE	DATE (YYYY-MM-DD)	Calendar day for publication
PUBLICATION_TIMESTAMP	TIME(YYYY-MM-DDTH24:MI)	Timestamp of publication
RUN_TYPE	VARCHAR2(5)	Type of run (INDIC, INIT)

**Table 75: Capacity Payments by Market Report Header Field Description**

Field Name	Format	Description
CHARGE: DATETIME	TIME(YYYY-MM-DDTH24:MI)	Date and time of the ISP for this determinant and resource
CHARGE: NAME	VARCHAR2(16)	Name of the determinant
JURISDICTION: UNIT	VARCHAR2(8)	Unit of Measure identifier
JURISDICTION: NAME	VARCHAR2(3)	ROI (Republic of Ireland) or NI (Northern Ireland) The field is left blank if Jurisdiction is not applicable for determinant.
CHARGE:AMOUNT	NUMBER(28,8)	Amount of the determinant in the ISP

**Table 76: Capacity Payments by Market Report Detail Field Description**

### 10.3.22 BM-106: CAPACITY PAYMENTS BY UNIT

The Capacity Payments by Unit Report will report on a unit level Capacity Payment amounts per Imbalance Settlement Period.



*I-SEM Report Reference:* BM-106  
*Data Source:* CSB Settlement System  
*Periodicity:* Daily  
*File Names:* CU\_GP\_ALL\_<SettlementDay>\_<PublicationDay>\_<Market>\_<RunType>\_<Timestamp>  
*Report Title:* Capacity Payments by Unit  
*Audience:* General Public  
*Resolution:* Imbalance Settlement Period  
*Time Span:* Daily  
*Frequency:* Trading Period  
*Report Format:* XML

Field Name	Format	Description
REPORT_TYPE	VARCHAR2(2)	Identifier for Report (CU)
MARKET_NAME	VARCHAR2(6)	Market name (CRM)
SETTLEMENT_DATE	DATE (YYYY-MM-DD)	Calendar day of settlement
PUBLICATION_DATE	DATE (YYYY-MM-DD)	Calendar day for publication
PUBLICATION_TIMESTAMP	TIME(YYYY-MM-DDTH24:MI)	Timestamp of publication
RUN_TYPE	VARCHAR2(5)	Type of run (INDIC, INIT)

**Table 77: Capacity Payments by Unit Report - Header Field Description**

Field Name	Format	Description
RESOURCE_NAME	VARCHAR2(32)	Name of the resource. Only populated if applicable.
CHARGE: DATETIME	TIME(YYYY-MM-DDTH24:MI)	Date and time of the ISP for this determinant and resource
CHARGE_NAME	VARCHAR2(16)	Name of the determinant
CHARGE_AMOUNT	NUMBER(28,8)	Amount of the determinant in the ISP

**Table 78: Capacity Payments by Unit Report - Detail Field Description**

### 10.3.23 BM-107: DAILY GENERATOR UNIT TECHNICAL CHARACTERISTIC DATA TRANSACTION REPORT

This report contains Spot Daily Outturn Availability, Minimum Output and Minimum Stable Generation for Generator Units and Demand Side Units, for the previous Trading Day.

*I-SEM Report Reference:* BM-107  
*Data Source:* Participant  
*Periodicity:* Daily  
*Report Name:* PUB\_DlyGenUnitTechCharDataTrans  
*File Names:* PUB\_DlyGenUnitTechCharDataTrans.xml  
*Report Title:* Daily Generator Unit Technical Characteristic Data Transaction Report  
*Audience:* General Public  
*Resolution:* Spot values per Generator Unit  
*Time Span:* Previous Trading Day (TD-1)  
*Frequency:* Daily  
*Report Format:* XML

Field Name	Format	Description
TRADE DATE	DATE (YYYY-MM-DD)	Trading Day
PARTICIPANT_NAME	VARCHAR2(12)	The PT Identifier, which represents the name of Market Participant, as registered in the Balancing Market.

Field Name	Format	Description
RESOURCE NAME	VARCHAR2(32)	The name of the resource (e.g. the name of the Generating Unit, Supplier Unit, Demand Side Unit, Interconnector for which data is being reported).
RESOURCE TYPE	VARCHAR2(4)	Indicates the type of resource for which data is being submitted - permitted values include: GU, DSU, TU, AU, EU, SU, IU, IRCU, CAU, IEU.
EFFECTIVE TIME	TIME(YYYY-MM-DDTH24:MI)	Effective time stamp
ISSUE TIME	TIME(YYYY-MM-DDTH24:MI)	Issue time stamp
OUTTURN AVAILABILITY	NUMBER(8,3)	Outturn Availability, spot values, by Unit ID
OUTTURN MINIMUM STABLE GEN	NUMBER(8,3)	Outturn Minimum Stable Generation, spot values, by Unit ID
OUTTURN MINIMUM OUTPUT	NUMBER(8,3)	Outturn Minimum Output, spot values, by Unit Id
FUEL USE FLAG	VARCHAR2(1)	Indicates the fuel use type selected. The valid values are: P and S

Table 79: Daily Generator Unit Technical Characteristics Data Transaction Report

### 10.3.24 BM-108: CREDIT ASSESSMENT PRICE

This report contains the Credit Assessment Price for the Undefined Exposure Period used in the calculation of Required Credit Cover for a Participant.

<i>I-SEM Report Reference:</i>	<i>BM-108</i>
<i>Audience:</i>	<i>General Public</i>
<i>Frequency:</i>	<i>Daily</i>
<i>Report Format:</i>	<i>Word/PDF</i>

### 10.3.25 BM-109: BILLING PERIOD UNDEFINED POTENTIAL EXPOSURE QUANTITY

This report contains the Billing Period Undefined Potential Exposure Quantity for a Participant in respect of its Supplier Units, in the Historical Assessment to be applied the Undefined Exposure Period.

<i>I-SEM Report Reference:</i>	<i>BM-109</i>
<i>Audience:</i>	<i>General Public</i>
<i>Frequency:</i>	<i>Daily, post Trading Day or Settlement Day</i>
<i>Report Format:</i>	<i>Word/PDF</i>

### 10.3.26 BM-110: TRADING PAYMENTS AND CHARGES

This report outlines the Trading Payments and Charges accrued by a Participant within a Trading Day.

<i>I-SEM Report Reference:</i>	<i>BM-110</i>
<i>Audience:</i>	<i>General Public</i>
<i>Frequency:</i>	<i>Daily, post Trading Day or Settlement Day</i>
<i>Report Format:</i>	<i>Word/PDF</i>

### 10.3.27 BM-111: CAPACITY QUANTITY SCALING FACTOR

This report contains the Capacity Quantity Scaling Factor in an Imbalance Settlement Period, which is used to adjust the Net Capacity Quantity to account for variations in Metered Demand for the calculation of a Capacity Market Unit's Obligated Capacity Quantity.

*I-SEM Report Reference:* BM-111  
*Audience:* General Public  
*Frequency:* Daily, post Trading Day or Settlement Day  
*Report Format:* Word/PDF

### 10.3.28 BM-112: REQUIRED CAPACITY QUANTITY

This report contains the quantity for the Capacity Requirement most recently determined for a Capacity Year in accordance with the Capacity Market Code.

*I-SEM Report Reference:* BM-112  
*Audience:* General Public  
*Frequency:* Daily, post Trading Day or Settlement Day  
*Report Format:* Word/PDF

### 10.3.29 BM-113: RESERVE ADJUSTMENT CAPACITY

This report contains the Reserve Adjustment Capacity, the quantity of any adjustments for reserve considered in the determination of the Capacity Requirement most recently determined for a Capacity Year in accordance with the Capacity Market Code.

*I-SEM Report Reference:* BM-113  
*Audience:* General Public  
*Frequency:* Daily, post Trading Day or Settlement Day  
*Report Format:* Word/PDF

### 10.3.30 BM-145: Energy Market Information Publication – Indicative

*I-SEM Report Reference:* BM-145  
*Data Source:* CSB Settlement System  
*Periodicity:* Daily  
*File Names:* EI\_PT\_ALL\_<SettlementDay>\_<PublicationDay>\_<Market>\_<RunType>\_<Timestamp>  
*Report Title:* Energy Market Information Publication - Indicative  
*Audience:* General Public  
*Resolution:* Imbalance Settlement Period  
*Time Span:* Market Volume and Settlement by Settlement Period  
*Frequency:* Settlement Day  
*Report Format:* XML

Field Name	Format	Description
REPORT_TYPE	VARCHAR(2)	Identifier for Report (EI)
MARKET_NAME	VARCHAR2(6)	Market name (BALIMB)
SETTLEMENT_DATE	DATE (YYYY-MM-DD)	Calendar day of settlement
PUBLICATION_DATE	DATE (YYYY-MM-DD)	Calendar day for publication

PUBLICATION_TIMESTAMP	TIME(YYYY-MM-DDTH24:MI)	Timestamp of publication
RUN_TYPE	VARCHAR2(5)	Type of run (INDIC, INIT)

**Table 80: Energy Market Information Publication Header Field Description**

Field Name	Format	Description
VALUE: DATETIME	TIME(YYYY-MM-DDTH24:MI)	Date and time of the ISP for this determinant and resource
VALUE: DATE	DATE (YYYY-MM-DD)	Date. Only present if applicable.
DETERMINANT:NAME	VARCHAR2(16)	Name of the determinant
RESOURCE: NAME	VARCHAR2(32)	Name of the resource (if applicable)
DETERMINANT: UNIT	VARCHAR2(8)	Units for the determinant (e.g. MW)
VALUE: AMOUNT	NUMBER(28,8)	Amount of the determinant in the ISP
VALUE: ORDER	NUMBER(2)	Number of the order (may be negative). Only populated for determinants which are order-specific.
VALUE: BAND	NUMBER(2)	Number of the Price Quantity Pair for an Imbalance Settlement Period. Only present if applicable.

**Table 81: Energy Market Information Publication Detail Field Description**

### 10.3.31 BM-146: Energy Market Information Publication – Initial

Refer to section 10.3.30 BM-145: Energy Market Information Publication – Indicative

<i>I-SEM Report Reference:</i>	BM-146
<i>Data Source</i>	CSB Settlement System
<i>Periodicity:</i>	Daily
<i>File Names:</i>	EL_PT_ALL_<SettlementDay>_<PublicationDay>_<Market>_<RunType>_<Timest amp>
<i>Report Title:</i>	Energy Market Information Publication - Initial
<i>Audience:</i>	General Public
<i>Resolution:</i>	Imbalance Settlement Period
<i>Time Span:</i>	Market Volume and Settlement by Settlement Period
<i>Frequency:</i>	Settlement Day
<i>Report Format:</i>	XML

### 10.3.32 BM-147: CAPACITY MARKET INFORMATION PUBLICATION – INDICATIVE

<i>I-SEM Report Reference:</i>	BM-147
<i>Data Source</i>	CSB Settlement System
<i>Periodicity:</i>	Daily
<i>File Names:</i>	CI_PT_ALL_<SettlementDay>_<PublicationDay>_<Market>_<RunType>_<Timest amp>
<i>Report Title:</i>	Capacity Market Information Publication - Indicative
<i>Audience:</i>	General Public
<i>Resolution:</i>	Imbalance Settlement Period
<i>Time Span:</i>	Market Volume and Settlement by Settlement Period
<i>Frequency:</i>	Settlement Day
<i>Report Format:</i>	XML

Field Name	Format	Description
REPORT_TYPE	VARCHAR(2)	Identifier for Report (CI)
MARKET_NAME	VARCHAR2(6)	Market name (CRM)
SETTLEMENT_DATE	DATE (YYYY-MM-DD)	Calendar day of settlement
PUBLICATION_DATE	DATE (YYYY-MM-DD)	Calendar day for publication

PUBLICATION_TIMESTAMP	TIME(YYYY-MM-DDTH24:MI)	Timestamp of publication
RUN_TYPE	VARCHAR2(5)	Type of run (INDIC, INIT)

**Table 82: Capacity Market Information Publication Header Field Description**

Field Name	Format	Description
VALUE: DATE	DATE (YYYY-MM-DD)	Date for this determinant and resource
DETERMINANT:NAME	VARCHAR2(16)	Name of the determinant
RESOURCE: NAME	VARCHAR2(32)	Name of the resource (if applicable)
DETERMINANT: UNIT	VARCHAR2(8)	Units for the determinant (e.g. MW)
VALUE: AMOUNT	NUMBER(28,8)	Amount of the determinant in the ISP
VALUE: RO_TRADE	NUMBER(20)	RO trade. Only present if applicable.

**Table 83: Capacity Market Information Publication Detail Field Description**

### 10.3.33 BM-148: Capacity Market Information Publication – Initial

Refer to section 10.3.33 BM-148: Capacity Market Information Publication – Initial

<i>I-SEM Report Reference:</i>	BM-148
<i>Data Source</i>	CSB Settlement System
<i>Periodicity:</i>	Daily
<i>File Names:</i>	CI_PT_ALL_<SettlementDay>_<PublicationDay>_<Market>_<RunType>_<Timestamp>
<i>Report Title:</i>	Capacity Market Information Publication - Initial
<i>Audience:</i>	General Public
<i>Resolution:</i>	Imbalance Settlement Period
<i>Time Span:</i>	Market Volume and Settlement by Settlement Period
<i>Frequency:</i>	Settlement Day
<i>Report Format:</i>	XML

### 10.3.34 BM-149: Capacity Market Financial Publication – Indicative

<i>I-SEM Report Reference:</i>	BM-149
<i>Data Source</i>	CSB Settlement System
<i>Periodicity:</i>	Daily
<i>File Names:</i>	CF_PT_ALL_<SettlementDay>_<PublicationDay>_<Market>_<RunType>_<Timestamp>
<i>Report Title:</i>	Capacity Market Financial Publication - Indicative
<i>Audience:</i>	General Public
<i>Resolution:</i>	Imbalance Settlement Period
<i>Time Span:</i>	Market Volume and Settlement by Settlement Period
<i>Frequency:</i>	Settlement Day
<i>Report Format:</i>	XML

Field Name	Format	Description
REPORT_TYPE	VARCHAR(2)	Identifier for Report (CF)
MARKET_NAME	VARCHAR2(6)	Market name (CRM)
SETTLEMENT_DATE	DATE (YYYY-MM-DD)	Calendar day of settlement
PUBLICATION_DATE	DATE (YYYY-MM-DD)	Calendar day for publication
PUBLICATION_TIMESTAMP	TIME(YYYY-MM-DDTH24:MI)	Timestamp of publication
RUN_TYPE	VARCHAR2(5)	Type of run (INDIC, INIT)

**Table 84: Capacity Market Financial Publication Header Field Description**

Field Name	Format	Description
------------	--------	-------------

VALUE: DATETIME	TIME(YYYY-MM-DDTH24:MI)	Date and time of the ISP for this determinant and resource
DETERMINANT:NAME	VARCHAR2(16)	Name of the determinant
RESOURCE: NAME	VARCHAR2(32)	Name of the resource (if applicable)
DETERMINANT: UNIT	VARCHAR2(8)	Units for the determinant (e.g. MW)
VALUE: AMOUNT	NUMBER(28,8)	Amount of the determinant in the ISP

Table 85: Capacity Market Financial Publication Detail Field Description

### 10.3.35 BM-150: Capacity Market Financial Publication – Initial

Refer to section **Error! Reference source not found.**10.3.34 BM-149: Capacity Market Financial Publication – Indicative

<i>I-SEM Report Reference:</i>	BM-150
<i>Data Source</i>	CSB Settlement System
<i>Periodicity:</i>	Daily
<i>File Names:</i>	CF_PT_ALL_<SettlementDay>_<PublicationDay>_<Market>_<RunType>_<Times tamp>
<i>Report Title:</i>	Capacity Market Financial Publication - Initial
<i>Audience:</i>	General Public
<i>Resolution:</i>	Imbalance Settlement Period
<i>Time Span:</i>	Market Volume and Settlement by Settlement Period
<i>Frequency:</i>	Settlement Day
<i>Report Format:</i>	XML

### 10.3.36 BM-151: Metered Generation Information Publication - Indicative

<i>I-SEM Report Reference:</i>	BM-151
<i>Data Source</i>	CSB Settlement System
<i>Periodicity:</i>	Daily
<i>File Names:</i>	MI_PT_ALL_<SettlementDay>_<PublicationDay>_<Market>_<RunType>_<Timestamp>
<i>Report Title:</i>	Metered Generation Information Publication - Indicative
<i>Audience:</i>	General Public
<i>Resolution:</i>	Imbalance Settlement Period
<i>Time Span:</i>	Market Volume and Settlement by Settlement Period
<i>Frequency:</i>	Settlement Day
<i>Report Format:</i>	XML

Field Name	Format	Description
REPORT_TYPE	VARCHAR(2)	Identifier for Report (MI)
MARKET_NAME	VARCHAR(6)	Market name (BALIMB)
SETTLEMENT_DATE	DATE (YYYY-MM-DD)	Calendar day of settlement
PUBLICATION_DATE	DATE (YYYY-MM-DD)	Calendar day for publication
PUBLICATION_TIMESTAMP	TIME(YYYY-MM-DDTH24:MI)	Timestamp of publication
RUN_TYPE	VARCHAR(5)	Type of run (INDIC, INIT)

Table 86: Metered Generation Information Publication -Header Field Description

Field Name	Format	Description
VALUE: DATETIME	TIME(YYYY-MM-DDTH24:MI)	Date and time of the ISP for this determinant and resource
DETERMINANT:NAME	VARCHAR2(16)	Name of the determinant
RESOURCE: NAME	VARCHAR2(32)	Name of the resource (if applicable)
DETERMINANT: UNIT	VARCHAR2(8)	Units for the determinant (e.g. MW)
VALUE: QUANTITY	NUMBER(28,8)	Quantity of the determinant in the ISP

**Table 87: Metered Generation Information Publication -Detail Field Description****10.3.37 BM-152: Metered Generation Information Publication – Initial**

Refer to section 10.3.36 BM-151: Metered Generation Information Publication - Indicative

<i>I-SEM Report Reference:</i>	BM-152
<i>Data Source</i>	CSB Settlement System
<i>Periodicity:</i>	Daily
<i>File Names:</i>	MI_PT_ALL_<SettlementDay>_<PublicationDay>_<Market>_<RunType>_<Time stamp>
<i>Report Title:</i>	Metered Generation Information Publication - Initial
<i>Audience:</i>	General Public
<i>Resolution:</i>	Imbalance Settlement Period
<i>Time Span:</i>	Market Volume and Settlement by Settlement Period
<i>Frequency:</i>	Settlement Day
<i>Report Format:</i>	XML

**10.3.38 BM-153: Make Whole Payments**

<i>I-SEM Report Reference:</i>	BM-153
<i>Data Source</i>	CSB Settlement System
<i>Periodicity:</i>	Weekly
<i>File Names:</i>	MW_GP_ALL_<SettlementDay>_<PublicationDay>_<Market>_<RunType>_<Timestamp>
<i>Report Title:</i>	Make Whole Payment
<i>Audience:</i>	General Public
<i>Resolution:</i>	Imbalance Settlement Period
<i>Time Span:</i>	Daily
<i>Frequency:</i>	Settlement Day
<i>Report Format:</i>	XML

Field Name	Format	Description
REPORT_TYPE	VARCHAR2(2)	Identifier for Report (MW)
MARKET_NAME	VARCHAR2(6)	Market name (CRM)
SETTLEMENT_DATE	DATE (YYYY-MM-DD)	Calendar day of settlement
PUBLICATION_DATE	DATE (YYYY-MM-DD)	Calendar day for publication
PUBLICATION_TIMESTAMP	TIME(YYYY-MM-DDTH24:MI)	Timestamp of publication
RUN_TYPE	VARCHAR2(5)	Type of run (INDIC, INIT)

**Table 88: Make Whole Payments Report Header Field Description**

Field Name	Format	Description
RESOURCE NAME	VARCHAR2(32)	Name of the resource. Only populated if applicable.
DETERMINANT: NAME	VARCHAR2(16)	Name of the determinant
JURISDICTION NAME	VARCHAR2(3)	ROI (Republic of Ireland) or NI (Northern Ireland) The field is left blank if Jurisdiction is not applicable for determinant.
DETERMINANT: UNIT	VARCHAR2(8)	Units for the determinant (e.g. MW)
VALUE: AMOUNT	NUMBER(28,8)	Amount of the determinant in the ISP
VALUE: DATETIME	TIME(YYYY-MM-DDTH24:MI)	Date and time of the ISP for this determinant and resource

**Table 89: Make Whole Payments Report Detail Field Description**

### 10.3.39 BM-154: Cross Border Monthly Capacity Data

The content of the report is summarised as follows:

- Run Type (e.g. INIT, M4, M13)
- Total Capacity Sales (MPCSTOT)
- Total Capacity Purchases (MPCPTOT)
- For each Place of Establishment (e.g. NI, ROI, France):
  - Capacity Purchases for the Place of Establishment (MPCP)
  - Capacity Sales for the Place of Establishment (MPCS)
  - VAT Capacity sales proportion for the Place of Establishment (VATCS)
  - VAT Capacity purchases proportion for the Place of Establishment (VATCP)

<i>I-SEM Report Reference:</i>	<i>BM-154</i>
<i>Data Source</i>	CSB Settlement System
<i>Periodicity:</i>	Daily
<i>File Names:</i>	<i>XM_GP_ALL_&lt;PublicationDay&gt;_&lt;PublicationDay&gt;_&lt;Market&gt;_REPT_&lt;Timestamp&gt;</i>
<i>Report Title:</i>	Cross Border Capacity Data
<i>Audience:</i>	General Public
<i>Resolution:</i>	Billing Period
<i>Time Span:</i>	Month
<i>Frequency:</i>	Monthly
<i>Report Format:</i>	XML

Field Name	Format	Description
REPORT_TYPE	VARCHAR2(2)	Identifier for report (XM)
MARKET_NAME	VARCHAR2(6)	Market name (CRM)
PUBLICATION_DATE	DATE (YYYY-MM-DD)	Calendar day for publication
PUBLICATION_TIMESTAMP	TIME(YYYY-MM-DDTH24:MI)	Timestamp of publication

**Table 90: Cross Border Monthly Capacity Report Header Field Description**

Field Name	Format	Description
BILL_PERIOD: RUN_TYPE	VARCHAR2(5)	Type of run (INDIC, INIT, M4, M13, AH)
BILL_PERIOD:BP_START_DATE	DATE (YYYY-MM-DD)	Billing Period Start Date
BILL_PERIOD: BP_END_DATE	DATE (YYYY-MM-DD)MI	Billing Period End Date
DETERMINANT: MPCPTOT	NUMBER(28,8)	Value of total Capacity Purchases
DETERMINANT: MPCSTOT	NUMBER(28,8)	Value of total Capacity Sales

**Table 91: Cross Border Monthly Capacity Report Summary Field Description**

Field Name	Format	Description
BILL_PERIOD: RUN_TYPE	VARCHAR2(5)	Type of run (INDIC, INIT, M4, M13, AH)
BILL_PERIOD:BP_START_DATE	DATE (YYYY-MM-DD)	Billing Period Start Date
BILL_PERIOD: BP_END_DATE	DATE (YYYY-MM-DD)MI	Billing Period End Date
PLACE_OF_ESTABLISHMENT NAME	VARCHAR2(16)	Type of run (INDIC, INIT, M4, M13, AH)
DETERMINANT: NAME	VARCHAR2(16)	Name of Determinant (MPCS, MPCP, VATCS, VATCP)
DETERMINANT: AMOUNT	NUMBER(28,8)	Value of Determinant

**Table 92: Cross Border Monthly Capacity Report Field Description**

### 10.3.40 BM-155: Cross Border Weekly Energy Data

The content of the report is summarised as follows:

- Run Type (e.g. INIT, M4, M13)
- Total Energy Sales (MPESTOT)
- Total Energy Purchases (MPEPTOT)
- For each Place of Establishment (e.g. NI, ROI, France):
  - Energy Purchases for the Place of Establishment (MPEP)
  - Energy Sales for the Place of Establishment (MPES)
  - VAT Energy sales proportion for the Place of Establishment (VATES)
  - VAT Energy purchases proportion for the Place of Establishment (VATEP)



**I-SEM Report Reference:** BM-155  
**Data Source:** CSB Settlement System  
**Periodicity:** Daily  
**File Names:** XW\_GP\_ALL\_<PublicationDay>\_<PublicationDay>\_<Market>\_REPT\_<Timestamp>  
**Report Title:** Cross Border Energy Data  
**Audience:** General Public  
**Resolution:** Billing Period  
**Time Span:** Billing Period  
**Frequency:** Billing Period  
**Report Format:** XML

Field Name	Format	Description
REPORT_TYPE	VARCHAR2(2)	Identifier for report (XW)
MARKET_NAME	VARCHAR2(6)	Market name (BALIMB)
PUBLICATION_DATE	DATE (YYYY-MM-DD)	Calendar day for publication
PUBLICATION_TIMESTAMP	TIME(YYYY-MM-DDTH24:MI)	Timestamp of publication

Table 93: Cross Border Energy Data Report Header Field Description

Field Name	Format	Description
BILL_PERIOD: RUN_TYPE	VARCHAR2(5)	Type of run (INDIC, INIT, M4, M13, AH)
BILL_PERIOD:BP_START_DATE	DATE (YYYY-MM-DD)	Billing Period Start Date
BILL_PERIOD: BP_END_DATE	DATE (YYYY-MM-DD)MI)	Billing Period End Date
DETERMINANT: MPEPTOT	NUMBER(28,8)	Value of total Energy Purchases
DETERMINANT: MPESTOT	NUMBER(28,8)	Value of total Energy Sales

Table 94: Cross Border Energy Data Report Summary Field Description

Field Name	Format	Description
BILL_PERIOD: RUN_TYPE	VARCHAR2(5)	Type of run (INDIC, INIT, M4, M13, AH))
BILL_PERIOD:BP_START_DATE	DATE (YYYY-MM-DD)	Billing Period Start Date
BILL_PERIOD: BP_END_DATE	DATE (YYYY-MM-DD)MI)	Billing Period End Date
PLACE_OF_ESTABLISHMENT NAME	VARCHAR2(16)	Type of run (INDIC, INIT, M4, M13, AH)
DETERMINANT: NAME	VARCHAR2(16)	Name of Determinant (MPES, MPEP, VATES, VATEP)
DETERMINANT: AMOUNT	NUMBER(28,8)	Value of Determinant

Table 95: Cross Border Energy Data Report Field Description

#### 10.3.41 BM-115: PROPOSED MARKET OPERATOR ISOLATED MARKET SYSTEM TESTING SCHEDULE

This report contains the proposed Market Operator Isolated Market System Testing Schedule.

**I-SEM Report Reference:** BM-115  
**Audience:** General Public  
**Frequency:** Periodically as required  
**Report Format:** Word/PDF

#### 10.3.42 BM-116: CALCULATIONS AND METHODOLOGY USED BY THE MARKET OPERATOR DURING ADMINISTERED SETTLEMENT

This report contains the calculations and methodology used by the Market Operator during Administered Settlement.

**I-SEM Report Reference:** BM-116  
**Audience:** General Public

*Frequency:* Periodically as required  
*Report Format:* Word/PDF

---

#### 10.3.43 BM-117: MARKET OPERATOR PERFORMANCE REPORT

This Report contains the performance report prepared by the Market Operator and provided to the Regulatory Authorities.

*I-SEM Report Reference:* BM-117  
*Audience:* General Public  
*Frequency:* Monthly  
*Report Format:* Word/PDF

---

#### 10.3.44 BM-130: QUARTERLY RENEWABLE DISPATCH DOWN (CONSTRAINT & CURTAILMENT)

This Report contains the Quarterly Renewable Dispatch Down (Constraint & Curtailment) data.

*I-SEM Report Reference:* BM-130  
*Audience:* General Public  
*Frequency:* Quarterly  
*Report Format:* Word/PDF

---

#### 10.3.45 BM-131: ANNUAL RENEWABLE DISPATCH DOWN (CONSTRAINT & CURTAILMENT)

This Report contains the Annual Renewable Dispatch Down (Constraint & Curtailment) data.

*I-SEM Report Reference:* BM-131  
*Audience:* General Public  
*Frequency:* Yearly  
*Report Format:* Word/PDF

---

#### 10.3.46 BM-132: QUARTERLY CONSTRAINT COST OUTTURN

This Report contains the Quarterly Constraint Cost Outturn data.

*I-SEM Report Reference:* BM-132  
*Audience:* General Public  
*Frequency:* Quarterly  
*Report Format:* Word/PDF

---

#### 10.3.47 BM-137: MONTHLY CONSTRAINT UPDATE

This Report contains the Monthly Constraint data.

*I-SEM Report Reference:* BM-137  
*Audience:* General Public  
*Frequency:* Monthly  
*Report Format:* Word/PDF

#### 10.3.48 BM-138: WEEKLY CONSTRAINT UPDATE

This Report contains the Weekly Constraint Update data.

*I-SEM Report Reference:* BM-138  
*Audience:* General Public  
*Frequency:* Weekly  
*Report Format:* Word/PDF

#### 10.3.49 BM-139: AD HOC CONSTRAINT UPDATE

This Report contains the Ad Hoc Constraint Update data.

*I-SEM Report Reference:* BM-139  
*Audience:* General Public  
*Frequency:* Ad Hoc  
*Report Format:* Word/PDF

#### 10.3.49.1 BM-162: LTS OPERATIONAL SCHEDULE REPORT

This report contains the LTS Operational Schedules all Generator Units and Demand Side Units.

*I-SEM Report Reference:* BM-162  
*Data Source:* TSO  
*Periodicity:* Daily  
*Report Name:* PUB\_LTSDOperationalSchedule  
*File Names:* PUB\_LTSDOperationalSchedule.xml  
*Report Title:* LTS Operational Schedule Report  
*Audience:* General Public  
*Resolution:* Half Hourly  
*Time Span:* Optimisation Time Horizon of all LTS runs  
*Frequency:* Automatically, after approval of each LTS Operational Schedule Run  
*Format:* XML

Field Name	Format	Description
PUBLISH TIME	TIME(YYYY-MM-DDTH24:MI)	Timestamp corresponding to the approved LTS run
PARTICIPANT NAME	VARCHAR2(12)	Participant Name
RESOURCE NAME	VARCHAR2(32)	Name of Generating Unit or Demand Side Unit
RESOURCE TYPE	VARCHAR2(4)	Type of Resource
TRADE DATE	DATE (YYYY-MM-DD)	Trading Day
DELIVERY DATE	DATE (YYYY-MM-DD)	Calendar Day (referred to as "Day" in the Code).
START TIME	TIME(YYYY-MM-DDTH24:MI)	Start Date/Time
END TIME	TIME(YYYY-MM-DDTH24:MI)	End Date/Time
SCHEDULED QUANTITY	NUMBER(8,3)	Operational Schedule Quantity (MW)
RUN TYPE	CHAR( 4)	LTSD

**Table 96: LTS Operational Schedule Report**

```
<?xml version="1.0"?>
<OutboundData PublishTime="2017-11-14T10:10:01" DateType="TRADE" Date="2017-11-13" DataSetType="DAILY" DataSetName="PUB_LTSOperationalSchedule" xsi:noNamespaceSchemaLocation="mi-outbound-reports-isem.xsd"
xmlns:xsi="http://www.w3.org/2001/XMLSchema-instance">
  <PUB_LTSOperationalSchedule PublishTime="2017-11-13T13:00:00" RunType="LTS" ScheduledQuantity="152.348" EndTime="2017-11-13T17:00:00" StartTime="2017-11-13T16:30:00" DeliveryDate="2017-11-13" TradeDate="2017-11-13"
ResourceType="IU" ResourceName="I_NIMOYLE" ParticipantName="IA_NIMOYLE" ROW="1"/>
  <PUB_LTSOperationalSchedule PublishTime="2017-11-13T19:00:00" RunType="LTS" ScheduledQuantity="178.09" EndTime="2017-11-13T23:00:00" StartTime="2017-11-13T22:30:00" DeliveryDate="2017-11-13" TradeDate="2017-11-13"
ResourceType="IU" ResourceName="I_NIMOYLE" ParticipantName="IA_NIMOYLE" ROW="2"/>
  <PUB_LTSOperationalSchedule PublishTime="2017-11-13T19:00:00" RunType="LTS" ScheduledQuantity="246.141" EndTime="2017-11-13T22:30:00" StartTime="2017-11-13T21:30:00" DeliveryDate="2017-11-13" TradeDate="2017-11-13"
ResourceType="IU" ResourceName="I_NIMOYLE" ParticipantName="IA_NIMOYLE" ROW="3"/>
  <PUB_LTSOperationalSchedule PublishTime="2017-11-13T19:00:00" RunType="LTS" ScheduledQuantity="246.141" EndTime="2017-11-13T22:30:00" StartTime="2017-11-13T21:30:00" DeliveryDate="2017-11-13" TradeDate="2017-11-13"
ResourceType="IU" ResourceName="I_NIMOYLE" ParticipantName="IA_NIMOYLE" ROW="4"/>
  <PUB_LTSOperationalSchedule PublishTime="2017-11-13T13:00:00" RunType="LTS" ScheduledQuantity="182.045" EndTime="2017-11-13T17:30:00" StartTime="2017-11-13T17:00:00" DeliveryDate="2017-11-13" TradeDate="2017-11-13"
ResourceType="IU" ResourceName="I_NIMOYLE" ParticipantName="IA_NIMOYLE" ROW="5"/>
  <PUB_LTSOperationalSchedule PublishTime="2017-11-13T13:00:00" RunType="LTS" ScheduledQuantity="32.84" EndTime="2017-11-13T16:30:00" StartTime="2017-11-13T16:00:00" DeliveryDate="2017-11-13" TradeDate="2017-11-13"
ResourceType="IU" ResourceName="I_NIMOYLE" ParticipantName="IA_NIMOYLE" ROW="6"/>
</OutboundData>
</OutboundData>
```

Figure 6: BM-162: LTS Operational Schedule Report – Sample

## 10.3.49.2 BM-163: RTIC OPERATIONAL SCHEDULE REPORT

The report contains the RTIC Operational Schedules for all Generator Units and Demand Side Units.

<i>I-SEM Report Reference:</i>	BM-163
<i>Data Source</i>	TSO
<i>Periodicity:</i>	Daily
<i>Report Name:</i>	PUB_RTICOperationalSchedule
<i>File Names:</i>	PUB_RTICOperationalSchedule.xml
<i>Report Title:</i>	RTIC Operational Schedule Report
<i>Audience:</i>	General Public
<i>Resolution:</i>	15 mins
<i>Time Span:</i>	Optimisation Time Horizon for all RTC Operational Schedule Runs
<i>Frequency:</i>	Automatically, after approval of each RTC Operational Schedule
<i>Format:</i>	XML

Field Name	Format	Description
PUBLISH TIME	TIME(YYYY-MM-DDTH24:MI)	Timestamp corresponding to the approved RTC run
PARTICIPANT NAME	VARCHAR2(12)	The PT Identifier, which represents the name of Market Participant, as registered in the Balancing Market.
RESOURCE NAME	VARCHAR2(32)	Name of Generating Unit or Demand side Unit
RESOURCE TYPE	VARCHAR2(4)	Type of Resource
TRADE DATE	DATE (YYYY-MM-DD)	Trading Day
DELIVERY DATE	DATE (YYYY-MM-DD)	Calendar Day (referred to as "Day" in the Code).
START TIME	TIME(YYYY-MM-DDTH24:MI)	Start Date/Time
END TIME	TIME(YYYY-MM-DDTH24:MI)	End Date/Time
SCHEDULED QUANTITY	NUMBER(8,3)	Operational Schedule Quantity (MW)
RUN TYPE	CHAR(3)	RTC

Table 97: BM-163: RTIC Operational Schedule Report

```
<?xml version="1.0"?>
<OutboundData PublishTime="2017-11-20T10:11:00" DateType="TRADE" Date="2017-11-19" DataSetType="DAILY" DataSetName="PUB_RTICOperationalSchedule" xsi:noNamespaceSchemaLocation="mi-outbound-reports-isem.xsd"
xmlns:xsi="http://www.w3.org/2001/XMLSchema-instance">
  <PUB_RTICOperationalSchedule PublishTime="2017-11-18T21:05:00" RunType="RTIC" ScheduledQuantity="30.164" EndTime="2017-11-18T23:15:00" StartTime="2017-11-18T23:00:00" TradeDate="2017-11-19" DeliveryDate="2017-11-18"
ResourceType="IU" ResourceName="I_NIMOYLE" ParticipantName="IA_NIMOYLE" ROW="1"/>
  <PUB_RTICOperationalSchedule PublishTime="2017-11-18T21:05:00" RunType="RTIC" ScheduledQuantity="30.164" EndTime="2017-11-18T23:30:00" StartTime="2017-11-18T23:15:00" TradeDate="2017-11-19" DeliveryDate="2017-11-18"
ResourceType="IU" ResourceName="I_NIMOYLE" ParticipantName="IA_NIMOYLE" ROW="2"/>
  <PUB_RTICOperationalSchedule PublishTime="2017-11-18T21:05:00" RunType="RTIC" ScheduledQuantity="30.164" EndTime="2017-11-18T23:45:00" StartTime="2017-11-18T23:30:00" TradeDate="2017-11-19" DeliveryDate="2017-11-18"
ResourceType="IU" ResourceName="I_NIMOYLE" ParticipantName="IA_NIMOYLE" ROW="3"/>
  <PUB_RTICOperationalSchedule PublishTime="2017-11-18T21:05:00" RunType="RTIC" ScheduledQuantity="30.164" EndTime="2017-11-19T00:00:00" StartTime="2017-11-18T23:45:00" TradeDate="2017-11-19" DeliveryDate="2017-11-18"
ResourceType="IU" ResourceName="I_NIMOYLE" ParticipantName="IA_NIMOYLE" ROW="4"/>
  <PUB_RTICOperationalSchedule PublishTime="2017-11-18T21:05:00" RunType="RTIC" ScheduledQuantity="30.164" EndTime="2017-11-19T00:15:00" StartTime="2017-11-19T00:00:00" TradeDate="2017-11-19" DeliveryDate="2017-11-19"
ResourceType="IU" ResourceName="I_NIMOYLE" ParticipantName="IA_NIMOYLE" ROW="5"/>
  <PUB_RTICOperationalSchedule PublishTime="2017-11-18T21:05:00" RunType="RTIC" ScheduledQuantity="30.164" EndTime="2017-11-19T00:30:00" StartTime="2017-11-19T00:15:00" TradeDate="2017-11-19" DeliveryDate="2017-11-19"
ResourceType="IU" ResourceName="I_NIMOYLE" ParticipantName="IA_NIMOYLE" ROW="6"/>
  <PUB_RTICOperationalSchedule PublishTime="2017-11-18T21:05:00" RunType="RTIC" ScheduledQuantity="30.164" EndTime="2017-11-19T00:45:00" StartTime="2017-11-19T00:30:00" TradeDate="2017-11-19" DeliveryDate="2017-11-19"
ResourceType="IU" ResourceName="I_NIMOYLE" ParticipantName="IA_NIMOYLE" ROW="7"/>
</OutboundData>
</OutboundData>
```

Figure 7: BM-163: : RTIC Operational Schedule Report – Sample

## 10.4 BALANCING MARKET METHODOLOGIES AND PROCESSES

### 10.4.1 BM-129: AD HOC CONSTRAINT UPDATE

This report contains the interim methodology used to calculate the cross zonal capacity.

<i>I-SEM Report Reference:</i>	BM-129
<i>Audience:</i>	General Public

*Frequency:* Ad Hoc  
*Report Format:* Word/PDF

---

#### 10.4.2 BM-136: BALANCING MARKET PRINCIPLES STATEMENT

This is the Balancing Market Principles Statement.

*I-SEM Report Reference:* BM-136  
*Audience:* General Public  
*Frequency:* Ad Hoc  
*Report Format:* Word/PDF

---

#### 10.4.3 BM-146: DETERMINATION OF SCHEDULING AND DISPATCH POLICY PARAMETERS

This is the Determination of Scheduling and Dispatch Policy Parameters report.

*I-SEM Report Reference:* BM-146  
*Audience:* General Public  
*Frequency:* Ad Hoc  
*Report Format:* Word/PDF

---

#### 10.4.4 BM-147: SYSTEM OPERATOR AND NON-MARGINAL FLAGGING

This is the System Operator and Non-Marginal Flagging report.

*I-SEM Report Reference:* BM-147  
*Audience:* General Public  
*Frequency:* Ad Hoc  
*Report Format:* Word/PDF

---

#### 10.4.5 BM-140: DEMAND FORECASTING

This report describes the operational process for Demand Forecasting.

*I-SEM Report Reference:* BM-140  
*Audience:* General Public  
*Frequency:* Ad Hoc  
*Report Format:* Word/PDF

---

#### 10.4.6 BM-141: SCHEDULING

This report describes the operational process for Scheduling.

*I-SEM Report Reference:* BM-141

<i>Audience:</i>	<i>General Public</i>
<i>Frequency:</i>	<i>Ad Hoc</i>
<i>Report Format:</i>	<i>Word/PDF</i>

---

#### 10.4.7 BM-142: DISPATCH

This report describes the operational process for Dispatch

<i>I-SEM Report Reference:</i>	<i>BM-142</i>
<i>Audience:</i>	<i>General Public</i>
<i>Frequency:</i>	<i>Ad Hoc</i>
<i>Report Format:</i>	<i>Word/PDF</i>

---

#### 10.4.8 BM-143: CROSS-ZONAL ACTIONS

This report describes the operational process for Cross-Zonal Actions.

<i>I-SEM Report Reference:</i>	<i>BM-143</i>
<i>Audience:</i>	<i>General Public</i>
<i>Frequency:</i>	<i>Ad Hoc</i>
<i>Report Format:</i>	<i>Word/PDF</i>

---

#### 10.4.9 BM-144: WIND FARM CONTROLLABILITY CATEGORISATION

This report describes the operational process for Wind Farm Controllability Categorisation.

<i>I-SEM Report Reference:</i>	<i>BM-144</i>
<i>Audience:</i>	<i>General Public</i>
<i>Frequency:</i>	<i>Ad Hoc</i>
<i>Report Format:</i>	<i>Word/PDF</i>

---

### 10.5 BALANCING MARKET OPERATOR PERFORMANCE

---

#### 10.5.1 BM-133: ANNUAL ALL-ISLAND TRANSMISSION SYSTEM PERFORMANCE REPORT

This is the Annual All-Island Transmission System Performance Report.

<i>I-SEM Report Reference:</i>	<i>BM-133</i>
<i>Audience:</i>	<i>General Public</i>
<i>Frequency:</i>	<i>Yearly</i>

Report Format: Word/PDF

---

### 10.5.2 BM-134: SCHEDULING AND DISPATCH POLICY PARAMETER PERFORMANCE REPORT

This is the Scheduling and Dispatch Policy Parameter Performance Report.

<i>I-SEM Report Reference:</i>	<i>BM-134</i>
<i>Audience:</i>	<i>General Public</i>
<i>Frequency:</i>	<i>Yearly</i>
<i>Report Format:</i>	<i>Word/PDF</i>

---

### 10.5.3 BM-135: ANNUAL SCHEDULING AND DISPATCH PROCESS AUDIT REPORT

This is the Annual Scheduling and Dispatch Process Audit Report.

<i>I-SEM Report Reference:</i>	<i>BM-135</i>
<i>Audience:</i>	<i>General Public</i>
<i>Frequency:</i>	<i>Yearly</i>
<i>Report Format:</i>	<i>Word/PDF</i>