

Market Operator User Group

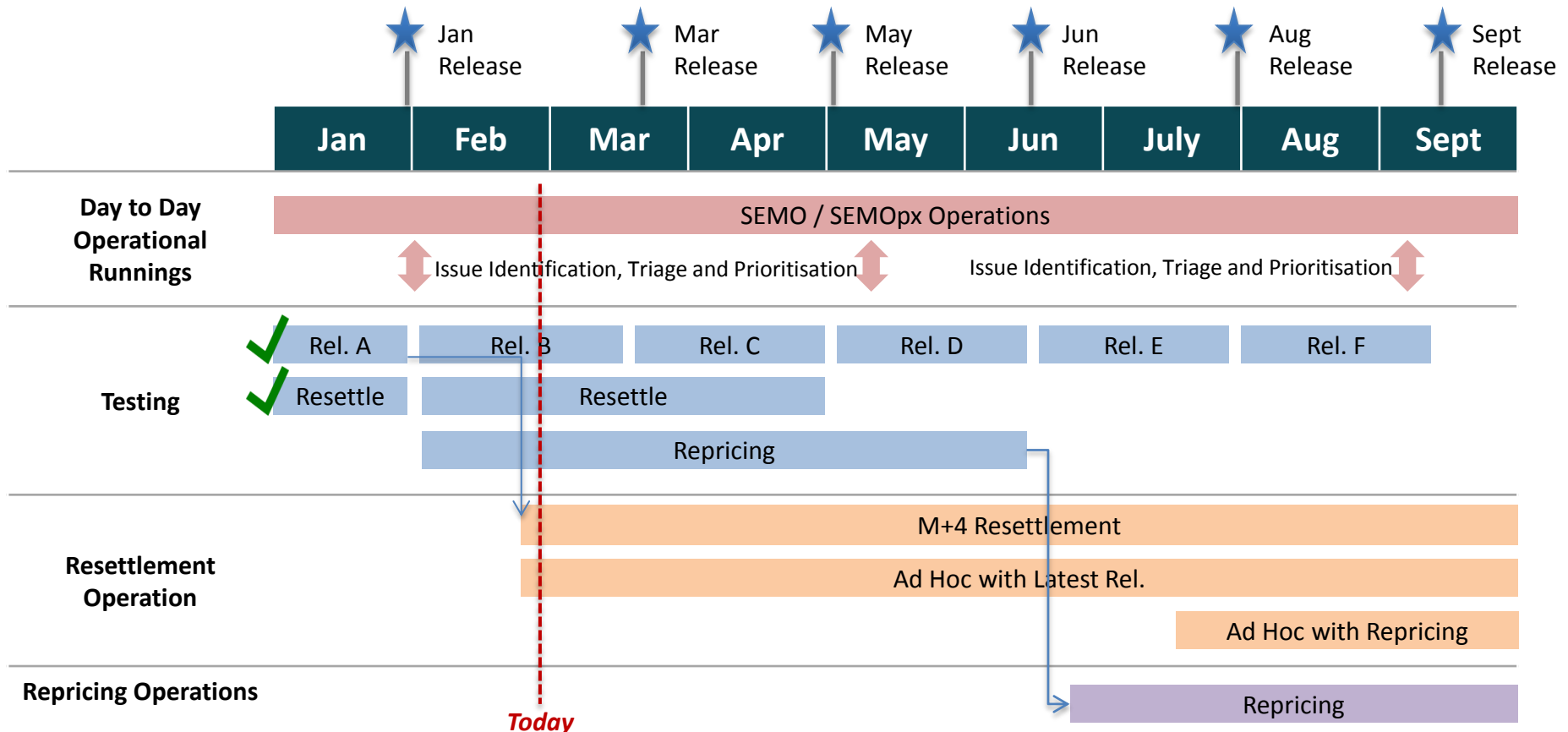
Dublin, 27 February 2019

Agenda

Item	Presenter
Welcome	Anne Fitzgerald
Known Issues Update	Eoin Farrell
Disputes & Repricing Update	Michael Atcheson
SEMOpX release, Ex-Ante Market	Liam McAllister
Balancing Market	Aodhagan Downey
Settlements	Sean O'Rourke, John O'Dea
Capacity Market: T-4 Timetable Update	Robert Flanagan, Aisling O'Donnell
Query Management	Claire Breslin
Q&A	

I-SEM Day 1+, High-Level Indicative Release Timeline

- ABB release A successfully deployed to production Tuesday 29th January
- ABB release B (MA 26 / CSB 1.2.1) release received from ABB and deployed to test.
- M+4 Resettlement began w/c 18/02



Known Issues Update – Participant Priorities

- As requested at the last MOUG, some participants have identified their priority issues from the KIR
- We have reviewed the top priorities, and are working to ensure we deliver in the right order for the most participant and wider market benefit.
- The table below, highlights the current status of these priorities with an example of a priority 1 issue.

Current Status

Status	Priority 1	Priority 2	Total
Closed	17	0	17
Open	14	2	16

Status	Priority 1	Priority 2	Total
Pending RA Funding	3	-	3
Confirmed Drop	3	-	3
DROP TBC	5	2	7
Unplanned	3	-	3
Total	14	2	16

Priority Example

ID	Name
5635	REPT_102: Hourly Dispatch Instructions Report Intermittently Fails to generate in XML format.
Description	
Some instances of the PUB_HrlyDispatchInstr report (REPT_102) in XML format have failed to generate on the MPI and as a result, are also no appearing on the public website. The report is generated and available in HTML format.	
Status	
Closed	

Known Issues Update - Summary

- Known Issues continue to be analysed and prioritised as and when they occur.
- Once a defect has been raised, the issue will be assessed in the wider defect pool and assigned to a code drop in line with its severity and priority.
- Drop dates to test have been agreed with our vendor, with release to production plans provided based on successful test closure.
- The table below presents a breakdown of the upcoming releases, Known Issues coverage and expected benefit.

Release Bundle	Status	Known Issues Coverage	Expected Benefit
Release A	Deployed to production on the 29 th of January 2019	14 Issues	<ul style="list-style-type: none"> • Resolution to a number of settlement issues including Fixed Cost complex bid resolution, Interconnection charges, and Autoproducers difference payments and charges fix • Report 44 incorrect values for QCOB and QCNET • Report 102 publication issue • Internal operational improvements • Improved resettlement and repricing functionality
Release B	Contents Agreed	4 Issues	<ul style="list-style-type: none"> • Improvements to QBOA function including resolution to units being skipped • Improved resettlement and repricing functionality • Hotfixes were deployed to address difference charges for Interconnectors and supplier units
Release C	Final Contents to be Agreed	5 Issues	<ul style="list-style-type: none"> • Fixes for Reports highlighted as priorities from participants • The content of this release is to be confirmed with the vendor • Incorrect MW QTY values in REPT_078/079
Release D	Contents TBC	TBC	<ul style="list-style-type: none"> • TBC

Known Issues Update – SEMOpX

ID	Name	Description	Impact to Market Participants	Status	Resolution Date
SEMOPX.001	Production of Bid/Ask Curves Report	Bid/Ask Curves report fails to generate following an auction, for a given jurisdiction, when there are no orders received for that auction.	Low impact to Members as the file would otherwise be empty.	Closed	To be removed as not planned for delivery
SEMOPX.003	REMIT Reporting	Known issues with the delay in reporting SEMOpX Member transaction to ACER REMIT platform. Testing of solution ongoing	SEMOpX Member transactions are not reported to ACER until this is resolved.	Closed	Jan 2019
92601	ETS Auction Results	Message log is not retaining the message indicating availability of the ETS Auctions	No material impact to SEMOpX Members. Members can view all auction results. Members will need to look at auction results reports/screens to determine availability of auction results, as opposed to reviewing the message log.	Unplanned	No Confirmed Delivery date

Known Issues Update – Balancing Market

ID	Name	Description	Impact to Market Participants	Status	Resolution Date
5635	REPT_102: Hourly Dispatch Instructions Report Intermittently Fails to generate in XML format.	Some instances of the PUB_HrlyDispatchInstr report (REPT_102) in XML format have failed to generate on the MPI and as a result, are also no appearing on the public website. The report is generated and available in HTML format.	The instance of the Hourly DI Report is not available in XML format until it is published as part of the Daily DI Reports, which are unaffected by this issue. The report is available in HTML.	Closed	Jan 29 th 2019
5737	Units being skipped in QBOA calculations	Unit being skipped in pricing due to “Error in Slope Calculation” causing periodic drop in NIV	QBOA is missed for a Unit, resulting in impact to Imbalance Price	Planned Release Date	In Day 1 plus scope, March Release Resolution: Software update from vendor
5831	Cancelled Dispatch Instructions are being processed in pricing	Dispatch Instructions which are cancelled with a ‘Not Accepted’ status are being processed in pricing	Incorrect QBOA values, resulting in impact to Imbalance Price.	Planned Release Date	In Day 1 plus scope, March Release Resolution: Software update from vendor

Known Issues Update – Balancing Market

ID	Name	Description	Impact to Market Participants	Status	Resolution Date
5785	RTQBOA: PBOA COD	Intermittent switching PBOA from Simple to Complex COD	Incorrect PBOA values, resulting in impact to Imbalance Price	Planned Release Date	In Day 1 plus scope, March Release Resolution: Software update from vendor
5817	Initial conditions being incorrectly reset in some circumstances	Initial conditions being incorrectly reset in some circumstances	Incorrect QBOA values, resulting in impact to Imbalance Price	In Analysis	In Day 1 plus scope, target to include in Rel C. Resolution: Software update from vendor
5644	REPT_011 Duplicate Entries	Entries for each COD offer type (Simple/Complex) leading to the duplicate entries in Daily Technical Offer Data Report	Impacting units with both Simple and Complex COD submissions. Participants to continue to use report as normal	Unplanned	In Day 1 plus scope, target to include in Rel C. Note this is not yet confirmed. Resolution: Software update from vendor

Known Issues Update – Balancing Market

ID	Name	Description	Impact to Market Participants	Status	Resolution Date
5641	Incorrect MW QTY values in REPT_078/079	MW QTY values in REPT_078, _079, _080 are not being calculated correctly.	Participants cannot rely on these data until the issue is resolved. Participants should use alternate means to formulate these totals. These data are available at the individual portfolio (unit) level in the ETS Market Results files published D+1.	In Analysis	In Day 1 plus scope, target to include in Rel C. Resolution: Software update from vendor
5796 5844 (PNs)	REPT_042	The Forecast Imbalance Report is not calculating the some of the data within the reports correctly.	The Net Interconnector Schedule value is incorrectly reporting as 0 when both interconnectors are on full export. The data for the Moyle Interconnector are sometimes not contained within the calculated and reported value for the Net Interconnector Schedule attribute.	In Analysis	In Day 1 plus scope, target to include in Rel C. Resolution: Software update from vendor
5844 (PNs)	REPT_042	The Forecast Imbalance Report is not calculating the some of the data within the reports correctly.	The PNS are currently being calculated incorrectly. The report presents inaccurate information.	In Analysis	In Day 1 plus scope, target to include in Rel C. Resolution: Software update from vendor

Known Issues Update – Balancing Market

ID	Name	Description	Impact to Market Participants	Status	Resolution Date
5913	REPT_042	The Forecast Imbalance Report is not calculating the some of the data within the reports correctly.	The TSO Demand Forecast value is inaccurate as it reads from the all island values and reports inaccurate figures. The report corrects itself and is accurate leading up to the gate closure	In Analysis	TBC: Resolution: Software update from vendor
5841	REPT_102: Hourly Dispatch Instructions Report	This report will now generate even if there is a null Dispatch Instruction. However this conflicts with the XSD schema for the report	Market Participants Market tools may fail to pull this report where a dispatch instruction contains a null dispatch instruction. Report is now available in all cases were before the report was available intermittently.	In Analysis	TBC: Resolution: ITS Update
5794	REPT_030, REPT_103	The Daily and Hourly SO Interconnector Trades reports are failing to publish to the MPI and subsequently to the SEMO website	Participant unable to acquire these data until this issue is addressed	In Analysis	TBC: Resolution: Software update from vendor

Known Issues Update – Balancing Market

ID	Name	Description	Impact to Market Participants	Status	Resolution Date
SEMO_WE B.001	SEMO and SEMOpx ongoing issues	The SEMO and SEMOpx website currently has issues with the dynamic reporting, report retention and ongoing manual workaround to publish reports	This impact report availability to participants as well as use of dynamic reporting to provide an accurate representation of the static reports. All reports are available in the static section and manual workaround are carried out on a daily basis to ensure reports are not missed	In Analysis	TBC: Resolution: Software update from vendor
SEMO_WE B_002	SEMO and SEMOpx website File retention	The SEMO and SEMOpx websites currently does not show historical reports.	MPS are unable to download historical reports from the SEMO and SEMOpx website. A CR has been raised with the website vendor to make these files available	In Analysis	TBC Resolution: Software update from vendor
108598	Imbalance Pricing workflow producing backups	The Imbalance price is using the market backup price for multiple periods at a time during the night.	Participants are receiving the market backup price for multiple periods at a time.	In Analysis	TBC: Resolution: Software update from vendor

Known Issues Update – Balancing Market

ID	Name	Description	Impact to Market Participants	Status	Resolution Date
82044	The Interconnector NTC report	Report is designed to show NTC (Net Transfer Capacity) values however is currently showing the TTC (Total Transfer Capacity) values. This is due to a configuration change requested by National Grid prior to go-live	Report is designed to show NTC (Net Transfer Capacity) values however is currently showing the TTC (Total Transfer Capacity) values. This is due to a configuration change requested by National Grid prior to go-live	In Analysis	TBC Resolution: SEMO are carrying out an impact assessment as this impacts multiple IT systems and also has a knock on impact for other processes.
5845	REPT_022: Initial Interconnector Flows and Residual Capacity	This report is appearing EMPTY in the MPI and website.	There are no data available in the report.	In Analysis	TBC Resolution: Software update from vendor
5806	DESY Pumped Storage instructions are not processing correctly	DESY Pumped Storage instructions are not processing correctly	Incorrect QBOA values, resulting in impact to Imbalance Price. A workaround has been put in place for this issue.	In Analysis	TBC Resolution: Software update from vendor

Known Issues Update – Balancing Market

ID	Name	Description	Impact to Market Participants	Status	Resolution Date
105605	List of Registered Units' report	Report currently creates multiple records for each registered unit, each one with a different trading site. It will create these multiple records for each trading site which is assigned to the unit's participant. It is also creating multiple (duplicate) records with a N/A trading site	Report contains duplicate records	In Analysis	TBC Resolution: Software update from vendor
109895	Daily Meter Data Report (Website)	Duplicate entries are appearing in the Dynamic report for Daily meter data.	Data is currently duplicated on the following dates in the dynamic meter data report on the website. 17th + 27th Nov 7th Dec has 3 line entry per timestamp 13th Dec 11th + 19th Jan.	In Analysis	TBC Resolution: Software update from vendor
5952	REPT_008: Imbalance Price Report	Total Unit Availability field within the Imbalance Price Report is being calculated incorrectly.	The report may display incorrect Total Unit Availability values. The report presents inaccurate information.	In Analysis	TBC Resolution: Software update from vendor

Known Issues Update – Balancing Market

ID	Name	Description	Impact to Market Participants	Status	Resolution Date
110321	Incremental & Decremental Price quantity pairs	When a participant submits 9 Price Quantity Pairs for Incremental and Decremental costs curves the sequences do not see the prices as monotonically increasing and then defaults them to zero. This is a defect and has knock on impacts on the scheduling of LTS, RTC and RTD	As a workaround participants are requested to not submit 9 PQ pairs when submitting Commercial Offer Data.	In Analysis	TBC Resolution: Software update from vendor
5497	VTOD Soak Times	When retrieving VTOD from the MPI via type 2 or type 3, the SOAK WARM QUANTITY values are incorrect. The values shown are the SOAK HOT QUANTITY values. Please note: the integrity of the VTOD set is unaffected. This is simply an incorrect display in the MPI.	This leads to confusion for MPs as they cannot view the accurate Soak WARM QUANTITY values. The SO and MO approve the correct values, and those are used in the Scheduling & Dispatch process.	In Analysis	TBC Resolution: Software update from vendor
5329	Reports missing 1st ISP of Trade Day	Reports not showing first ISP interval for trade date in report. REPT_078: Aggregated Contract Quantities for Generation REPT_079: Aggregated Contract Quantities for Demand REPT_080: Aggregated Contract Quantities for Wind	The MPs will not be able to source data for the first ISP of a trade date from this report until the issue is remedied. These data can be sourced elsewhere. They are available in the ETS Market Results published on the SEMOpx website, D+1.	In the process of submission to the RA's for approval	TBC Resolution: Software update from vendor

Known Issues Update – Balancing Market

ID	Name	Description	Impact to Market Participants	Status	Resolution Date
5587	Missing Reports on the new SEMO Website	2 Reports are currently not publishing to the new SEMO website. REPT_027 (Four Day Rolling Wind Forecast) and REPT_013 (Daily Commercial Offer Data)	No material impact to Market Participants or General Public as these reports are now being uploaded manually to the SEMO website.	In the process of submission to the RA's for approval	TBC Resolution: Software update from vendor
5603	REPT_081 hourly Anonymized INC and DEC Curves	Currently the report cumulatively adds each MW quantity to the last MW quantity rather than the difference. This results in erroneous MW values in the report.	The PQ pairs reported in REPT_081 erroneously report values that exceed the generation capacity in Ireland. The report is inaccurate and the commercial bidding behaviour of the aggregated generation on the Island is not accurately represented.	In the process of submission to the RA's for approval	TBC Resolution: Software update from vendor
5845	REPT_022 Showing Empty	The Initial Interconnector Flows and Residual Capacity Report (REPT_022) is produced EMPTY on the MPI, and subsequently to the SEMO website. This is an error with the vendor design that causes the report to fail when no SO Trades are available in the system.	Report unavailable to Market Participants and General Public.	Unplanned	No Confirmed Delivery date

Known Issues Update – Balancing Market

ID	Name	Description	Impact to Market Participants	Status	Resolution Date
5740	Annual CLAF Report not produced and available via MPI	REPT_023: Annual CLAF Report is not produced and available via the MPI.	The Annual CLAF is published to the SEMO website in XLS format. The production of the XML version (specified as REPT_023) is subject to a software update from the vendor. Market Participants and General Public audiences can download the data from the SEMO website, albeit in a different format.	Unplanned	No Confirmed Delivery date
5751	REPT_014: Daily Demand ControlData	REPT_014 is producing incorrect demand control values	The data in the report are incorrect and not available from other sources	Unplanned	No Confirmed Delivery date
5812	REPT_068 UOM error	The Dispatch Quantity report (REPT_068) erroneously calculates the “Dispatch Quantity” field as MW for P/S units when in pumping mode. These values should be calculated and reported as MWh.	MPs will observe incorrect values for pumping mode MWh values in this report until remedied. Settlement is unaffected as those calculations use metered generation.	Unplanned	No Confirmed Delivery date

Known Issues Update – Balancing Market

ID	Name	Description	Impact to Market Participants	Status	Resolution Date
102081	REPT_006: Daily DI Report	For P/S Units, intermittent representation of duplicate values (MWOFF) instructions appearing. This is due to internal processing of records and does not affect the Instruction Profiling process, only the outbound report.	For P/S units, the Market Participant will need to ignore the duplicate entry until resolved.	Unplanned	No Confirmed Delivery date
5756	REPT_011	Various flags incorrect in REPT_011 (Daily Technical Offer Data Report) – PUMP_STORAGE FLAG, Fuel Type for Pumped Storage Units (linked to PUMP_STORAGE FLAG issue), Firm Access Quantity defaulting to zero for all units (should be Trading Site FAQ)	Participants to continue to use report as normal	Unplanned	No Confirmed Delivery date
5870	REPT_081 hourly Anonymized INC and DEC Curves	REPT_081 can contain records for a full day rather than on a 30 minutes basis as per design	Report can publish inaccurate data	Unplanned	No Confirmed Delivery date
5195	Report display	HTML report is displayed in UTC rather than always in local time.	This issue affects 39 reports. This is a display issue only, as the values and corresponding time interval are correct.	Unplanned	No Confirmed Delivery date

Known Issues Update – Settlement

ID	Name	Description	Impact to Market Participants	Status	Resolution Date
5654	Incorrect result for CDISCOUNT and CPREMIUM for the IRCU unit in REPT_043	In REPT_043, the CPREMIUM & CDISCOUNT charge calculations for the IRCU unit are incorrect due to missing data.	The REPT_043 will be incorrect for these charge types until the issue is resolved within the software.	Closed	Jan 29th 2019
5658	REPT_044, incorrect values for QCOB, QCNET	Settlement Report is reporting QCOB and QCNET as daily values instead of 30 minute values, the calculation is working as designed using each ISP values in the Settlement calculations.	Minimal Impact the report only represents a single value for both QCOB and QCNET in REPT_033, the settlement calculation is unaffected.	Closed	Jan 29th 2019
5741	FPN / Controllable Wind (DQ)	PN and Availability are not being profiled correctly i.e. the start and end of trading period effective values.	DQ values not correct, leading to incorrect settlement charge calculations in all settlement artefacts	Closed	Jan 29th 2019

Known Issues Update – Settlement

ID	Name	Description	Impact to Market Participants	Status	Resolution Date
5757	The FPN value in IP is different from CSB	QFPN being calculated in MMS based on values of FPN profile on each half hour boundary point only and not considering changes in profile within the half hour.	FPN within period leading to incorrect Instruction Profiling outcomes, affecting quality of data used for settlements determinants and charge type calculations.	Closed	Jan 29th 2019
5761	Fixed Costs	Current logic needs to be modified so that CSB gets the correct complex offer data for when a complex bid has been used for a BOA. Fixes required on both Settlements System (CSB) and upstream Market Systems (MA/MI).	Some Fixed Cost calculations are incorrect.	Closed	Jan 29th 2019
5766	Actual Availability	IP Time Weighted Average calculation of qAA only referencing beginning and end of trading period	In some cases, qAA not correct.	Closed	Jan 29th 2019

Known Issues Update – Settlement

ID	Name	Description	Impact to Market Participants	Status	Resolution Date
5652	Interconnectors	CIMB, Premium & Discount for IRCU and IEU not using QAO and QAB.	Interconnector settlements for CIMB, CPREMIUM, CDISCOUNT not correct.	Closed	Jan 29th 2019
5646	Autoproducers	Traded positions of TU units are not being considered for difference payments and charges.	Difference Charges and Payments for autoproducer units not correct when traded positions exist.	Closed	Jan 29th 2019
5710	Currency adjustment charge defect	CCA is not being calculated for Supplier lite windfarms registered as suppliers. CCA should be calculated for all supply units (currently only being charged if QMLF < 0)	Settlement Reports/Documents/Statements incorrect	Closed	Jan 29th 2019

Known Issues Update – Settlement

ID	Name	Description	Impact to Market Participants	Status	Resolution Date
103722	CFC not available in Settlement artefacts	Due to internal data transfer issues, the CFC costs are not available in the settlement artefacts	CFC not available in Settlement artefacts	Closed	Jan 29th 2019
5799	Incorrect CFC and Premium Payments	Caused by incorrect QBOA calculation in particular circumstances	CFC and Premium data incorrect	Closed	Jan 29th 2019
5743	CRM Sttl, W/in Day Difference Charges	CRM Within Day Difference Charges will not make use of a BOA where there is both a QAO and a QAB.	Calculation incorrect at the time.	Closed	Jan 29th 2019

Known Issues Update – Settlement

ID	Name	Description	Impact to Market Participants	Status	Resolution Date
5804	No Load Cost calculation in CFC	Recoverable No Load Costs in CFC double what they should be	Incorrect value in CFC for these cases	Closed	Jan 29th 2019
5881	Settlement Document	Settlement Document incorrect amount for New gross amount and Net amount when Settlement Calendar is configured with 2 AH runs for a Billing Period	Incorrect amounts reported in Settlement document when settlement calendar is configured with 2 AH runs for a Billing Period	Closed	Jan 29th 2019
5881	Settlement Document	Settlement Document incorrect amount for New gross amount and Net amount when Settlement Calendar is configured with 2 AH runs for a Billing Period	Incorrect amounts reported in Settlement document when settlement calendar is configured with 2 AH runs for a Billing Period	Closed	Jan 29th 2019

Known Issues Update – Settlement

ID	Name	Description	Impact to Market Participants	Status	Resolution Date
5883	Difference Payment Calculation sets final QDIFFTRACK to zero if there are no intraday trades - Supplier Unit	Difference Payment Calculation sets final QDIFFTRACK to zero if there are no intraday trades - Supplier Unit	Difference payment Calculations are incorrect when a supplier unit has no intraday trades	Closed	Feb 19th 2019
5931	ISEM_OUI and CSB_CIMB incorrectly been charged to interconnectors	CSB is not calculating the interconnectors CIMB incorrectly	No impact to market participants manual workaround is in place.	Closed	Feb 18 th 2019
5884	QDIFFTRACK Error for CAU units	QDIFFTRACK was calculated incorrectly where a capacity market unit only has day ahead trades.	Settlement reports/documents/Statements were delayed in publication to participants	Closed	Feb 2 nd 2019
5657	Biased Quantities for Generator Units registered as part of an Autoproducer site	Biased Quantities are currently being calculated for all generator units which is registered as part of an Autoproducer site	The SEMO settlements team has developed a work around for this issue. We will retain the item on this list, but it has no impact on the Market Participants.	Planned Release Date	In Day 1 plus scope, March Release Resolution: Software update from vendor
5936	Multiple instances of QAO and QAB being inconsistent i.e. large positive QAO and a large negative QAB when FPN and QD are similar.	Multiple instances of QAO and QAB being inconsistent i.e. large positive QAO and a large negative QAB when FPN and QD are similar.		Planned Release Date	In Day 1 plus scope, March Release Resolution: Software update from vendor

Known Issues Update – Settlement

ID	Name	Description	Impact to Market Participants	Status	Resolution Date
5808	FMOC FX rate applied not aligned with the Trade and settlement code 1.3.9.	FMOC is applying the trading day exchange rate of the last day of the month.	FMOC is applying the trading day exchange rate of the last day of the month.	In Analysis	In Day 1 plus scope, drop TBC Resolution: Software update from vendor
5893	Incorrect IPQBOA values	BOAs were intermittently calculated incorrectly when QD was equal to the FPN with a BOA generated. Also where QD is similar to FPN yet large variances in QAO and QAB.	FPN yet large variances in QAO and QAB. IPQBOA values were not correct. Temporary workaround is in place. Permanent solution to be provided by ABB	In Analysis	In Day 1 plus scope, Drop TBC Resolution: Software update from vendor
5888	Settlement reports are only being kept for 2 months	All Settlement reports produced in MMS currently only have a retention of 2 months in the MPI. They are then archived and not available through the front end	Settlement reports/documents/Statements unavailable to participants after 2 months through the MPI. Temporary workaround applied on the 21/01/2019 ensures that no further report will be removed from the MPI. Vendor is working on solution to republish all Settlement reports/documents/Statement to MPI	In Analysis	TBC Resolution: Software update from vendor

Known Issues Update – Settlement

ID	Name	Description	Impact to Market Participants	Status	Resolution Date
5886	Settlement reports are only being kept for 2 months	All Settlement reports produced in MMS currently only have a retention of 2 months in the MPI. They are then archived and not available through the front end	Settlement reports/documents/Statements unavailable to participants after 2 months through the MPI. Temporary workaround applied on the 21/01/2019 ensures that no further report will be removed from the MPI. Vendor is working on solution to republish all Settlement reports/documents/Statement to MPI	In Analysis	TBC Resolution: Software update from vendor
5940	MPOP FPN Misalignment with MMS	Period of Market Operation Trading Period Starting points in CSB not aligned with the MM, including incorrect application of minute resolution. Should be 30 min resolution.	Not applying the correct starting points for FPNs in relation to the calculation of fixed costs for the Period of Market Operation	In Analysis	TBC Resolution: Software update from vendor
5944	FPN Curve not applying Heat State to CFC inputs correctly	CSB not receiving correct FPN curve from Balancing Market resulting in incorrect Start-Up status.	Incorrect or No Heat State being applied within CSB, therefore Start-Up costs not being included within the CFC calculation	In Analysis	TBC Resolution: Software update from vendor
5943	Simple/Complex COD	Simple/Complex COD: Flags and Tags are not being applied in the half hours they should. Prices are being applied only to the period where the DI is effective then persisting for all associate BOAs.	Prices are being applied only to the period where the DI is effective then persisting for all associate BOAs.	In Analysis	TBC Resolution: Software update from vendor

Known Issues Update – Settlement

ID	Name	Description	Impact to Market Participants	Status	Resolution Date
5910	Startup flag for CSUR with Warmth State	MA is currently providing Startup Flag and Warmth State for Synchronize Dispatch Instructions that relates to CSU calculation	This affects CFC calculation	In Analysis	TBC Resolution: Software update from vendor
5950	Difference & NP Charges for DSUs	DSUs Day Ahead, Within Day Difference Quantities & Charges are being incorrectly applied to DSUs as per F.18.4 & F18.5 of the TSC. Calculation of QDIFFTRACK for DSUs being incorrectly applied to DSUs Day Ahead, Within Day Difference Quantities & Charges and Non-Performance Charges	DSUs specific – The calculation of QDIFFTRACK should be zero as per F.18.5 exclusion clause within the TSC including F2.1.2. Ex-Ante quantities are tracked via the FNDDS calculation.	In Analysis	TBC Resolution: Software update from vendor
5909	BOA and Start up / no load cost not being calculated when first BOA = 0	System changes between Simple and Complex COD use when the Order of the first BOA does not equal 1.	This affects CFC calculation	In Analysis	TBC Resolution: Software update from vendor

Known Issues Update – Settlement

ID	Name	Description	Impact to Market Participants	Status	Resolution Date
5953	Report 044 missing Accept time for QAO and QAB determinants	Settlement Report not showing Accept Times for QAO & QAB	Market Participants unable to view the accept time of QBOAs used within Settlement	In Analysis	TBC Resolution: Software update from vendor
5923	Metered Volumes by Jurisdiction (REPT_066) - Zero Metered Demand	Aggregated Metered Demand not being published on RET_066. Currently only reporting Aggregated Metered Generation	Unable to view the Aggregated Metered Demand within the Report	In Analysis	TBC Resolution: Software update from vendor
5922	Stop Loss Limits (CSLLA/CSLLB) is not being calculated for IU and CAU	The Stop Loss Limits (CSLLA/CSLLB) calculation is looping over units with Reliability Options that are associated with a Trading Site. The settlement calculation should also include units with Reliability Options that are not associated with a Trading Site like CAU and IU units.	Stop Loss limits are not being calculated for IU and CAUs for the application of the a calculated % applied to the Non-performance	In Analysis	TBC Resolution: Software update from vendor
5890	QD and QM not matching on long day (28/10/18)	Long Day Trading periods not aligned between MAMI and CSB.	Trading Periods misalignment has resulted in the Long day trading periods being incorrectly settled within Initial Settlement.	In Analysis	TBC Resolution: Software update from vendor

Known Issues Update – Settlement

ID	Name	Description	Impact to Market Participants	Status	Resolution Date
5314	REPT_043, _044	The timestamp attribute in the Value element contains +1 second, which it should not	Market participants and any third-party system providers should ignore the additional 1-second on the timestamp and consider the time to be exactly on the ISP interval.	Unplanned	No Confirmed Delivery date
5322	REPT_048 Collateral Report	PUBLICATION_TIMESTAMP attribute is incorrectly assigned the start time of the credit assessment, rather than the finish time.	The difference in time is very brief and has no material effect on the report quality	Unplanned	No Confirmed Delivery date
5339	REPT_043	Incorrect rounding applied to detail records. Summary and Detail records do not sum correctly.	Inconsistency between detailed and summary records within the same REPT_043. Research indicates this to be small amount relative to document totals.	Unplanned	No Confirmed Delivery date
5722	Capacity Charges/Payments	CCC, CCP and CSOCDIFFP settlement for NI units not applying the Annual Capacity Exchange rate as per G.1.3.5 & G.1.3.6. Balancing market FX rate incorrect being applied.	CCC, CCP and CSOCDIFFP settlement for NI units not correct	Unplanned	No Confirmed Delivery date

Agenda

Item	Presenter
Welcome	Anne Fitzgerald
Known Issues Update	Eoin Farrell
Disputes & Repricing Update	Michael Atcheson
SEMOpX release, Ex-Ante Market	Liam McAllister
Balancing Market	Aodhagan Downey
Settlements	Sean O'Rourke, John O'Dea
Capacity Market: T-4 Timetable Update	Robert Flanagan, Aisling O'Donnell
Query Management	Claire Breslin
Q&A	

Disputes & Repricing Update

Fixed in System

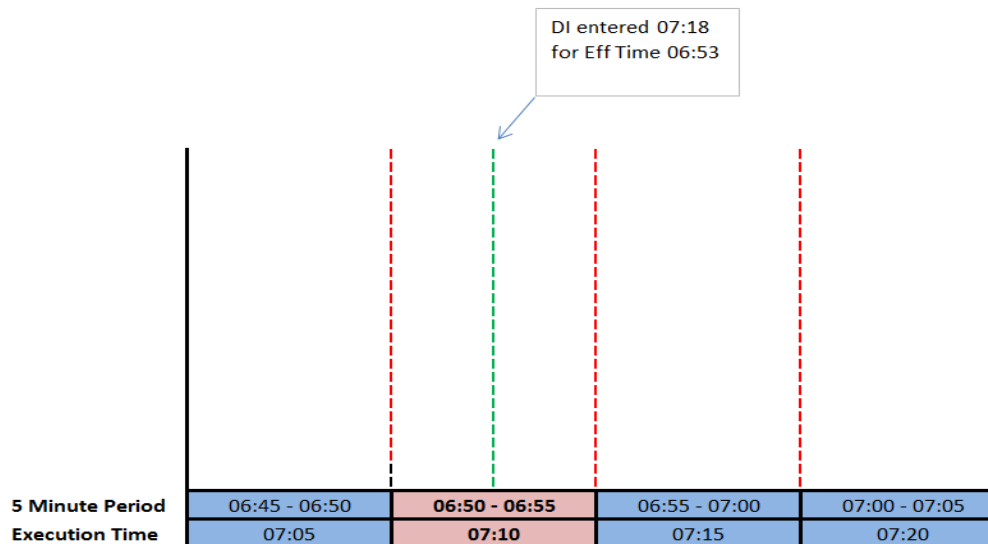
- Negative Reserve
- Exchange Rate
- Non Controllable Wind QBOAs
- Incorrect QBOA for a decommissioned unit
- Incorrect QBOA for a Unit

Open Defect

- QBOAs dropping out – Passed test, scheduled for March release
- Complex COD being used instead of Simple COD Passed test, scheduled for March release
- Cancelled Dispatch Instructions with a 'Not Accepted' status being processed. Passed test, scheduled for March release
- Incorrect Dispatch Instructions for a Unit feeding into pricing. In analysis
- Initial Conditions being incorrectly applied. In analysis

Pricing Issues

- Discussed at previous MOUG.
- DIs entered later than 20 mins after Instruction Effective Time not processed in pricing
- Declared manifest error and will be included in repricing from 1st October
- After the scheduled repricing. Any future instances of this will be treated on an instance basis only, through the dispute process
- To correct the defect for cancelled DIs, the same workaround will be used for both.



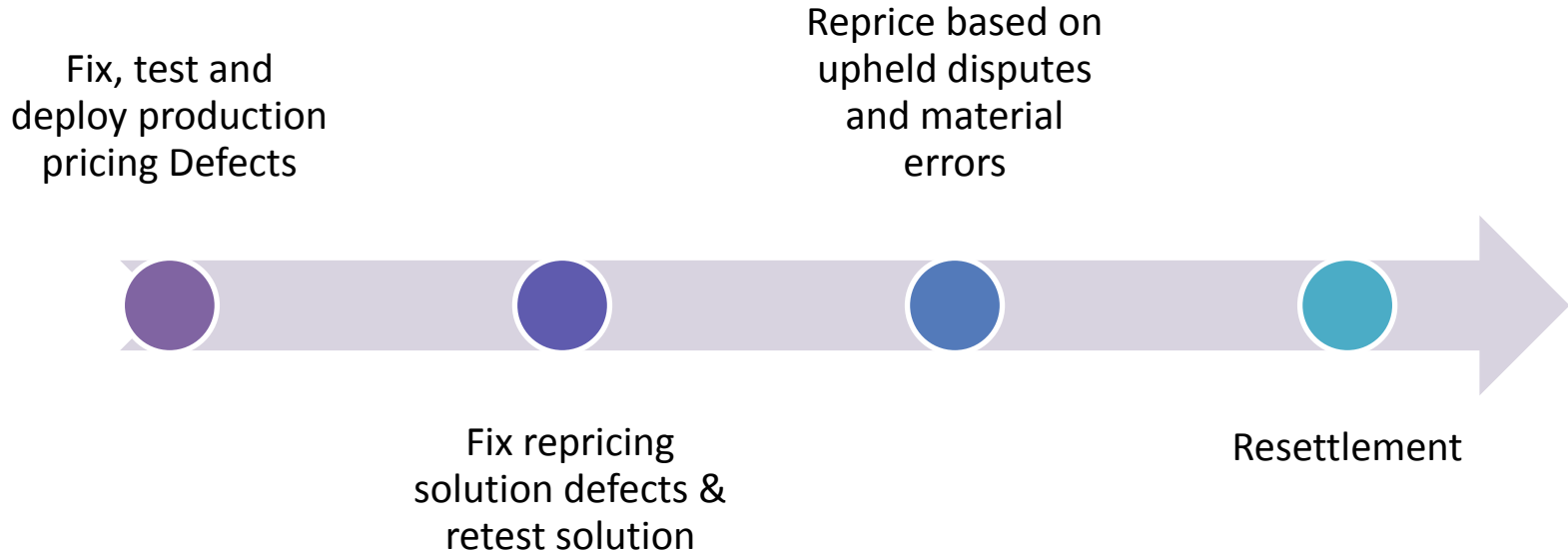
Impacted Dates

Dates which are currently disputed/manifest errors identified:

- 01/10/2018 – 24/10/2018
- 27/10/2018 – 29/10/2018
- 01/11/2018 – 20/02/2019
- A number of disputes were received for trade date 24/01/2019

It is expected that further disputes will be submitted until the existing identified manifest errors have been resolved in pricing.

Repricing Solution Next Steps



Note: The updated repricing solution will be developed in parallel with the resolution of existing production defects

Agenda

Item	Presenter
Welcome	Anne Fitzgerald
Known Issues Update	Eoin Farrell
Disputes & Repricing Update	Michael Atcheson
SEMOpX release, Ex-Ante Market	Liam McAllister
Balancing Market	Aodhagan Downey
Settlements	Sean O'Rourke, John O'Dea
Capacity Market: T-4 Timetable Update	Robert Flanagan, Aisling O'Donnell
Query Management	Claire Breslin
Q&A	

SEMOpX M7 Update

Version No.	6.6
Impacts on SEMOpX Participants	None
Deployment	12 th March 2019
Timing	18:40 until 21:14 GMT (TBC) Alert from EPEX to confirm this timing sent Tuesday 26th February

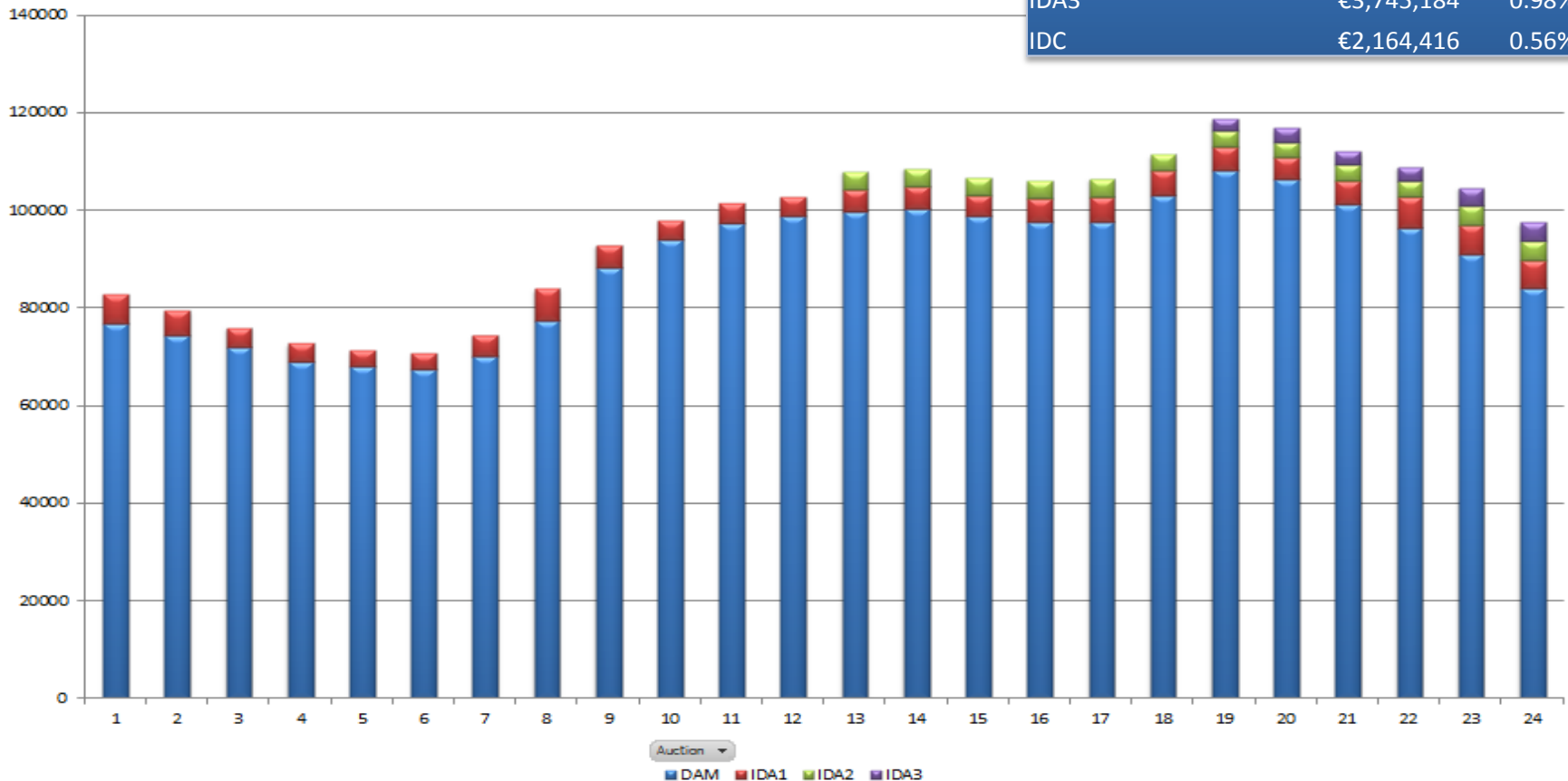
Ex-Ante Markets

- Volumes from ex-ante (7th Jan - 25th Feb)

- **DAM** Auction still dominant

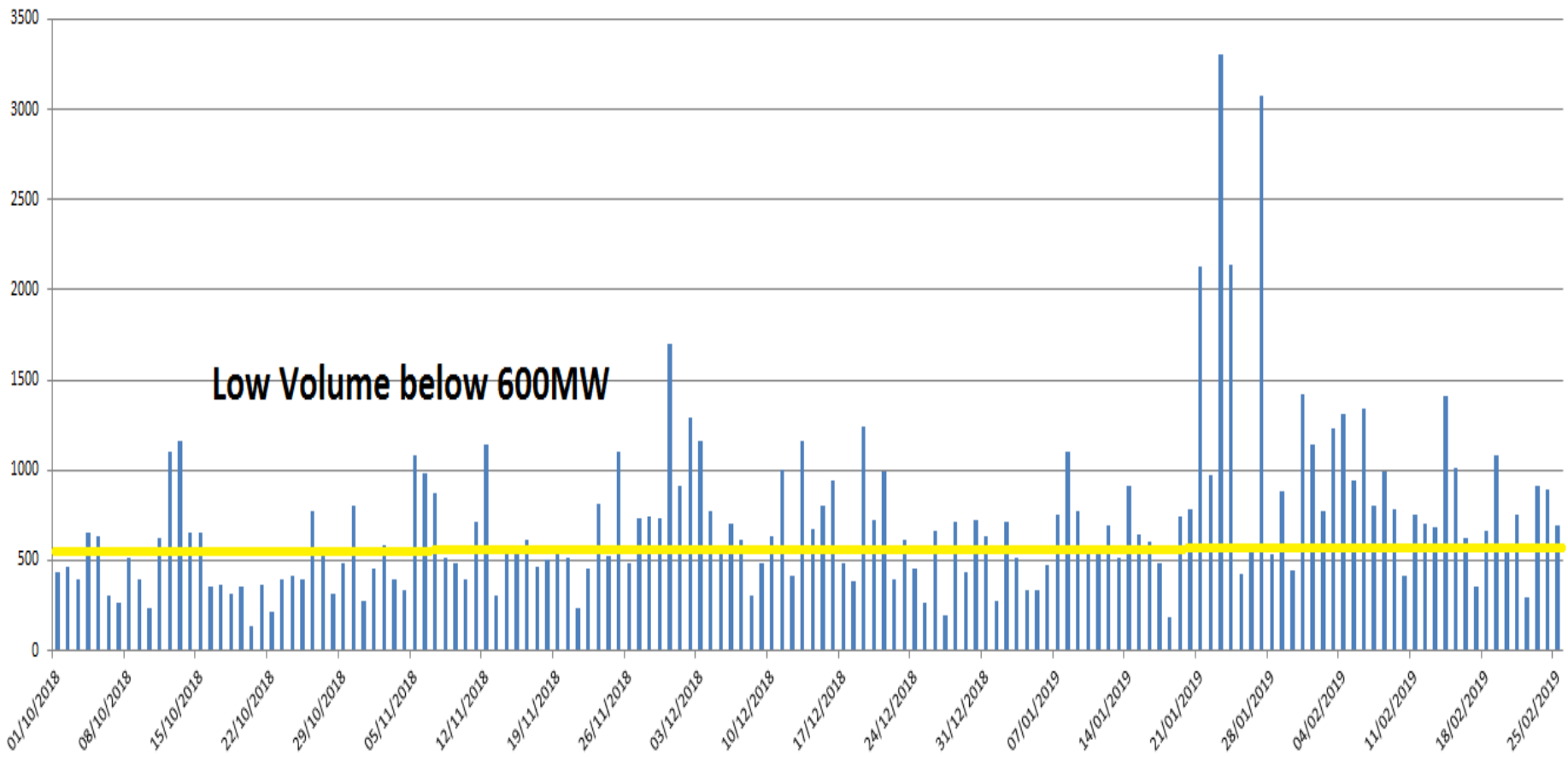
**Using approx. prices*

Market	Value	% of DAM
DAM	€383,461,671	
IDA1	€18,146,787	4.73%
IDA2	€10,317,558	2.69%
IDA3	€3,745,184	0.98%
IDC	€2,164,416	0.56%



Ex-Ante Market Analysis

- Market Auction Behaviour in IDA3 when Low Volume



Ex-Ante Market Analysis

- Some Market Outliers 11th January, IDA3



[Full View](#)

Ex-Ante Day Ahead & Intra-day Market Analysis

Overview

Market Structure

Analysis

Auction Summary

2019-01-11

Auction Stats [Hi | Lo | Avg | MWh | €]

2019-01-11	DAM	€85.00	€55.00	€68.39	109.705	€7,502,311
2019-01-11	IDA1	€80.75	€52.16	€63.61	7.633	€485,525
2019-01-11	IDA2	€82.00	€52.00	€66.26	1.826	€121,003
2019-01-11	IDA3	€70.00	€48.89	€54.18	569	€30,845

Ex-Ante Market Analysis

- Some Market Outliers 11th January, IDA3



[Full View](#)

Ex-Ante Day Ahead & Intra-day Market Analysis

Overview

Market Structure

Analysis

Auction Summary

2019-01-11

Auction Stats [Hi | Lo | Avg | MWh | €]

2019-01-11	DAM	€85.00	€55.00	€68.39	109.705	€7,502,311
2019-01-11	IDA1	€80.75	€52.16	€63.61	7.633	€485,525
2019-01-11	IDA2	€82.00	€52.00	€66.26	1.826	€121,003
2019-01-11	IDA3	€70.00	€48.89	€54.18	569	€30,845

- Low volume observed in IDA3

Ex-Ante Market Analysis – 11th January

- IDA3 auction Price deviated by €25.00 from DAM during peak hour (19)

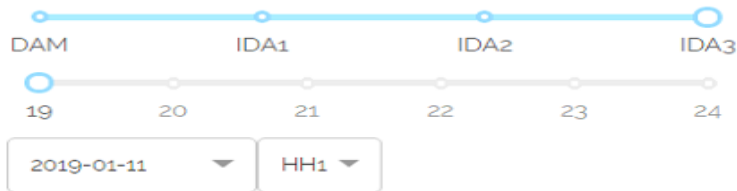


[Full View](#)

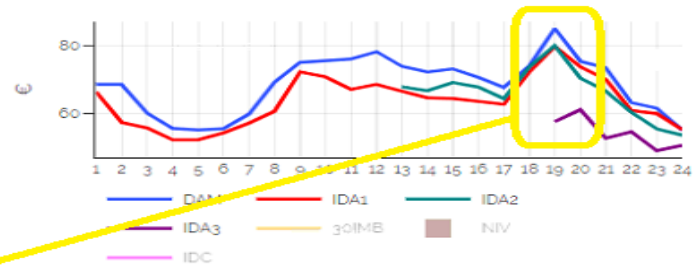
Ex-Ante Day Ahead & Intra-day Market Analysis

Overview | Market Structure | Analysis

Choose Auction



Historical Prices



Structure

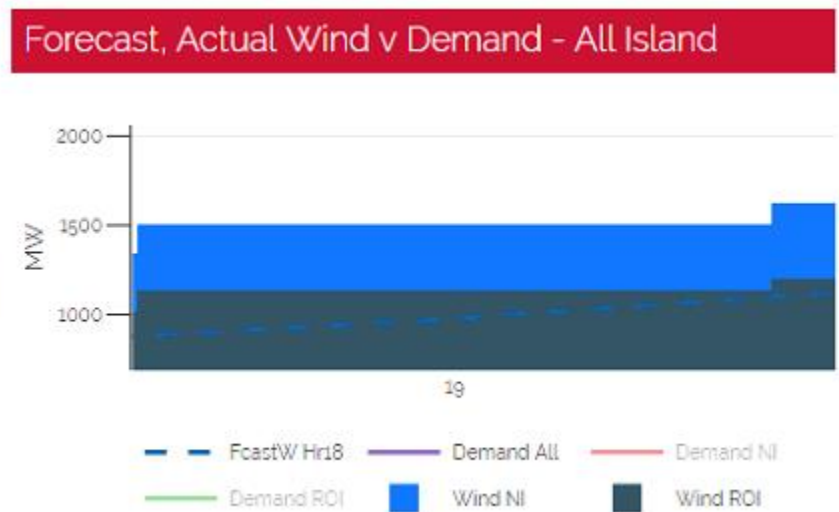
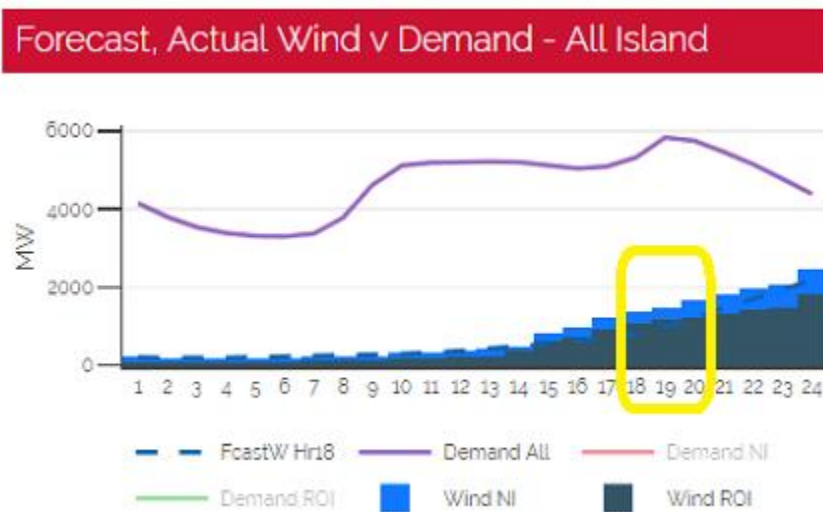


Auction Book

16.00	€26.00	
140.00	€25.00	
50.00	€5.00	
75.00	€0.00	-6.20
	€-1.50	-22.50
20.00	€-4.00	
210.00	€-10.00	
70.00	€-15.00	

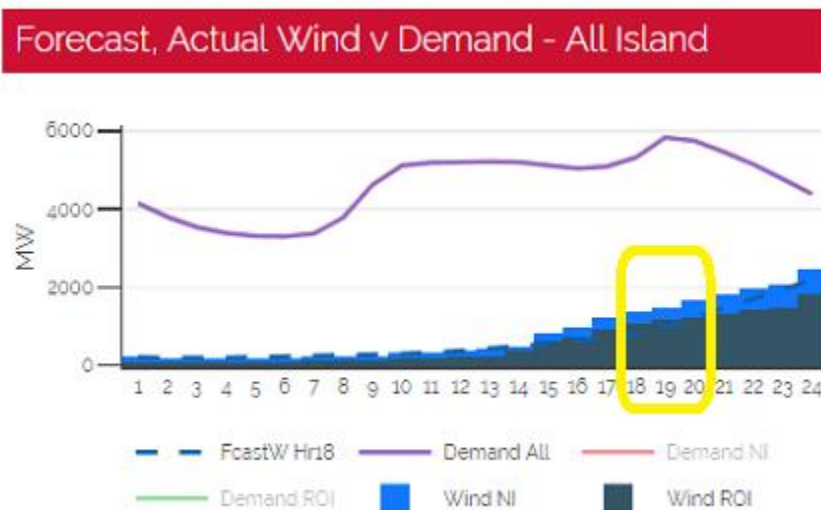
Ex-Ante Market Analysis – 11th January

- Did Weather fundamentals contribute ? ...



Ex-Ante Market Analysis – 11th January

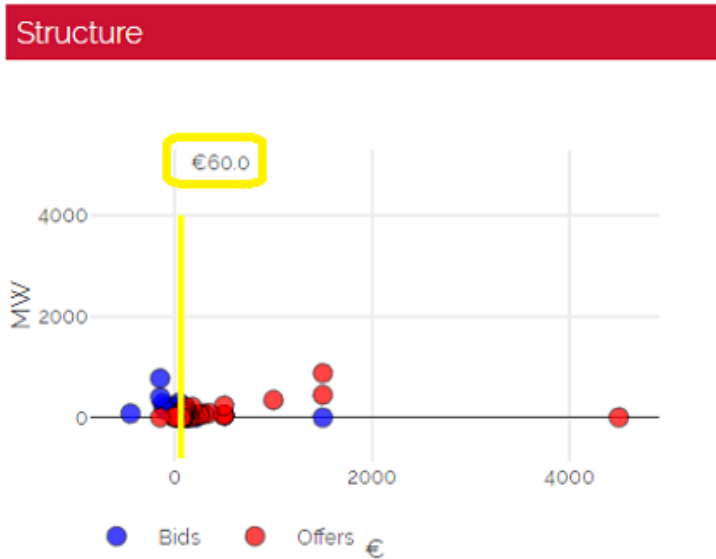
- Did Weather fundamentals contribute ? ...



- All island **actual** wind was arriving at +500 MW over forecast in some hours

Ex-Ante Market Analysis – 11th January

- Wind generators had further wind to sell in IDA3.
 - Willing to take any price down to **€-1.50** in some cases ~ moves price



Auction Book

16.00	€26.00	
140.00	€25.00	
50.00	€5.00	
75.00	€0.00	-6.20
	€-1.50	-22.50
20.00	€-4.00	
210.00	€-10.00	
70.00	€-15.00	

Auction Participants

DeliveryDate	auction	Participant	DeliveryHour	DeliveryInterval	unitid	ExecutedVol
filter data...						
2019-01-11	IDA3		19	1		-11.2
2019-01-11	IDA3		19	1		-6.3
2019-01-11	IDA3		19	1		-2.6
2019-01-11	IDA3		19	1		-1.6
2019-01-11	IDA3		19	1		-1.4

Ex-Ante Market Analysis

- Some Market Outliers 16th January, IDA3



[Full View](#)

Ex-Ante Day Ahead & Intra-day Market Analysis

Overview

Market Structure

Analysis

Auction Summary

2019-01-16

Auction Stats | Hi | Lo | Avg | MWh | € |

2019-01-16	DAM	€93.81	€53.61	€65.52	112.951	€7.400.279
2019-01-16	IDA1	€93.26	€46.00	€62.20	8.297	€516.074
2019-01-16	IDA2	€99.17	€55.71	€70.71	3.594	€254.134
2019-01-16	IDA3	€160.00	€64.50	€112.56	600	€67.593

Ex-Ante Market Analysis

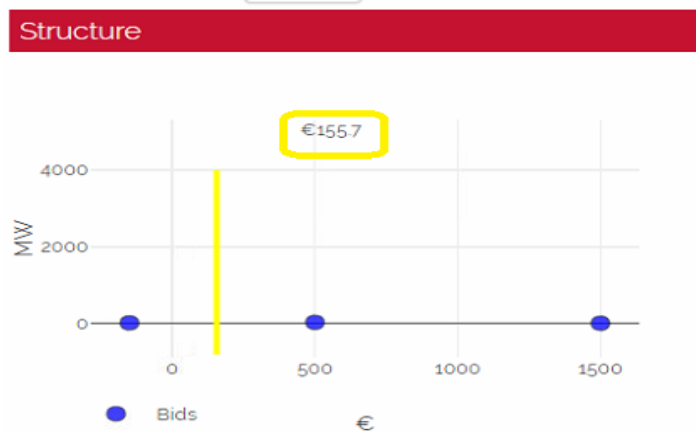
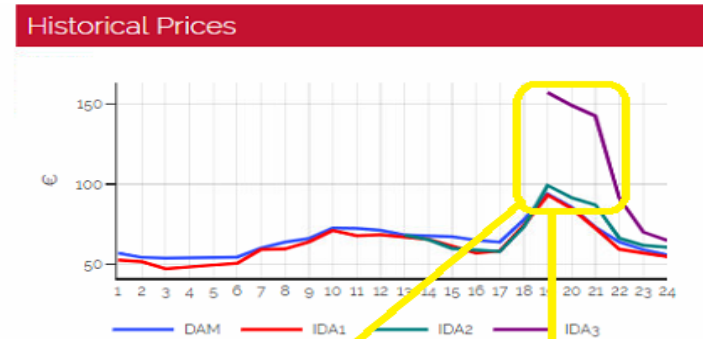
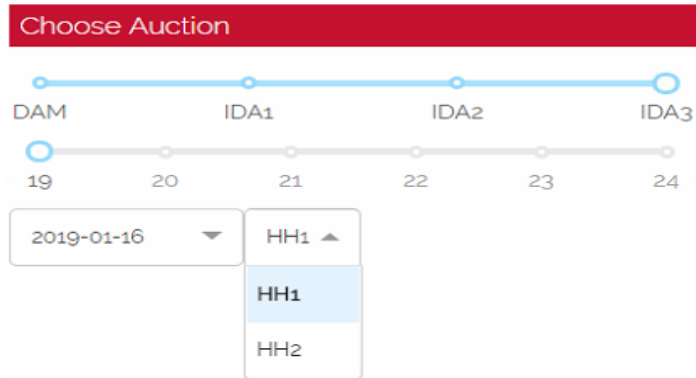
- Some Market Outliers 16th January, IDA3



- Low volume observed in IDA3

Ex-Ante Market Analysis – 16th January

- Several Participants willing to buy any price up to €500.00 ~ moves price



Auction Book

Bids	Price	Offers
12.40	€1,500.00	
34.80	€500.00	
22.40	€-150.00	

Auction Participants

DeliveryDate	auction	Participant	DeliveryHour	DeliveryInterval	unitid	ExecutedVol
2019-01-16	IDA3	[Redacted]	19	1	[Redacted]	22.4

Ex-Ante Market Analysis

- Some Market Outliers 28th January, IDA3



[Full View](#)

Ex-Ante Day Ahead & Intra-day Market Analysis

Overview

Market Structure

Analysis

Auction Summary

2019-01-28 ▼

Auction Stats [Hi | Lo | Avg | MWh | €]

2019-01-28	DAM	€151.84	€55.12	€76.31	112,268	€8,566,893
2019-01-28	IDA1	€137.50	€52.50	€70.85	4,678	€331,449
2019-01-28	IDA2	€158.35	€68.38	€93.72	3,360	€314,885
2019-01-28	IDA3	€300.00	€75.00	€172.07	531	€91,403

Ex-Ante Market Analysis

- Some Market Outliers 28th January, IDA3



[Full View](#)

Ex-Ante Day Ahead & Intra-day Market Analysis

Overview

Market Structure

Analysis

Auction Summary

2019-01-28

Auction Stats [Hi | Lo | Avg | MWh | €]

2019-01-28	DAM	€151.84	€55.12	€76.31	112,268	€8,566,893
2019-01-28	IDA1	€137.50	€52.50	€70.85	4,678	€331,449
2019-01-28	IDA2	€158.35	€68.38	€93.72	3,360	€314,885
2019-01-28	IDA3	€300.00	€75.00	€172.07	531	€91,403

- Low volume traded in IDA3

Ex-Ante Market Analysis – 28th January

- Several Participants willing to buy any price up to €1500.00 ~ moves price



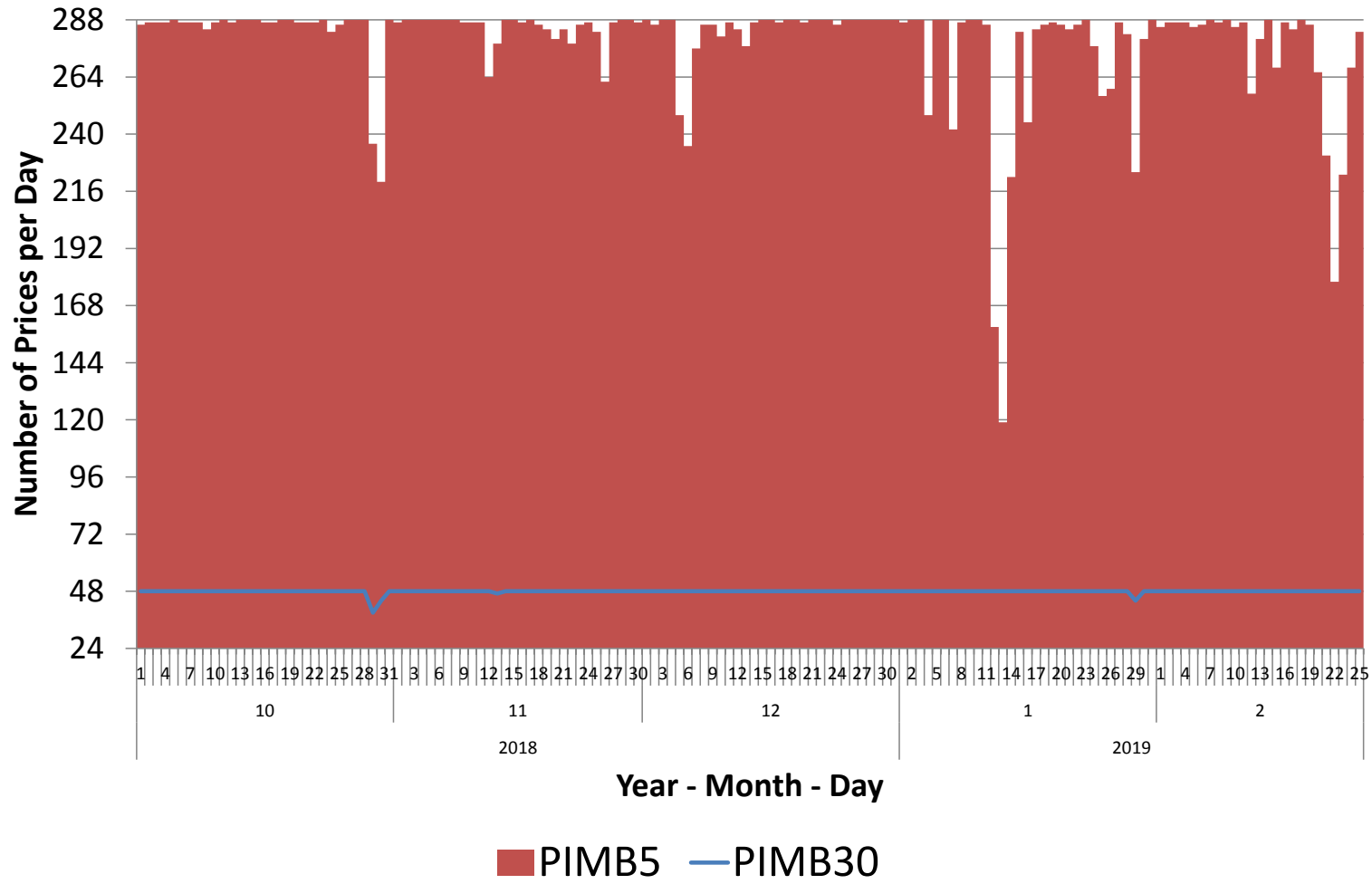
Ex-Ante Market Analysis

- In Summary
 - ✓ Fundamental reasons for market behaviour
 - ✓ Volume drives price
 - ✓ Processes are working

Agenda

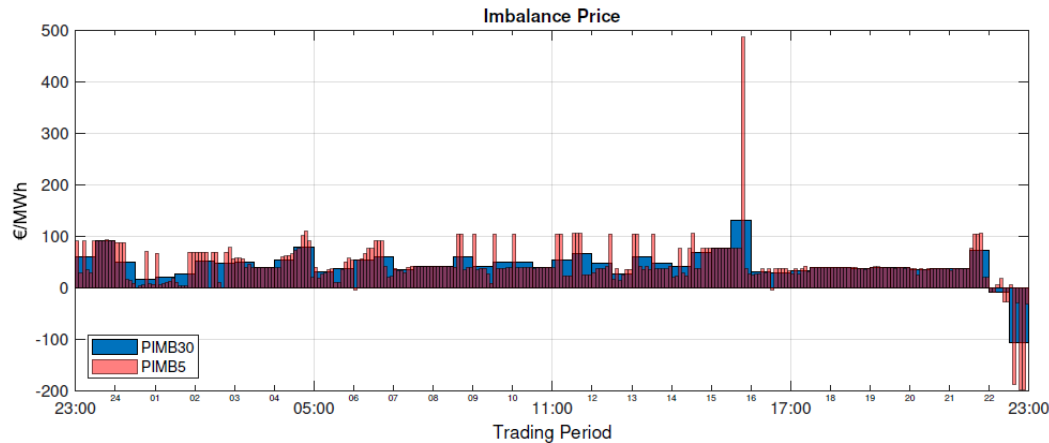
Item	Presenter
Welcome	Anne Fitzgerald
Known Issues Update	Eoin Farrell
Disputes & Repricing Update	Michael Atcheson
SEMOpX release, Ex-Ante Market	Liam McAllister
Balancing Market	Aodhagan Downey
Settlements	Sean O'Rourke, John O'Dea
Capacity Market: T-4 Timetable Update	Robert Flanagan, Aisling O'Donnell
Query Management	Claire Breslin
Q&A	

Balancing Market

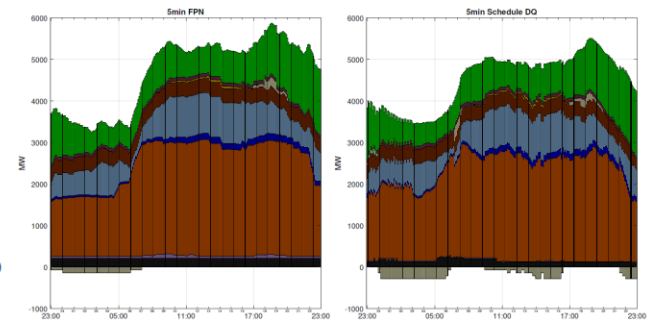
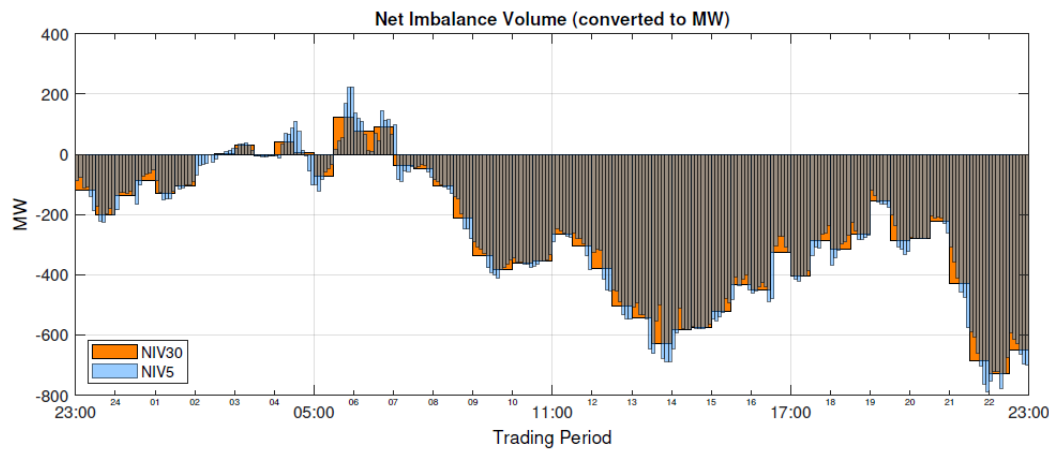
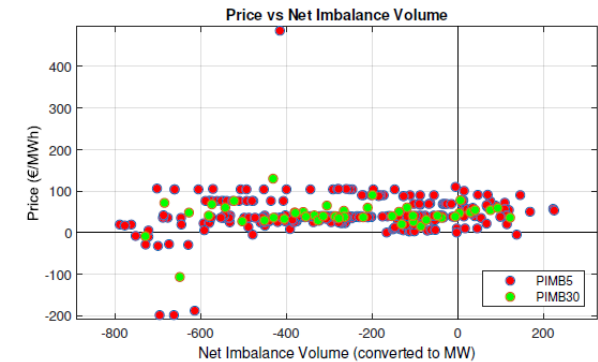


Balancing Market

Imbalance Price Summary for: 26-Feb-2019



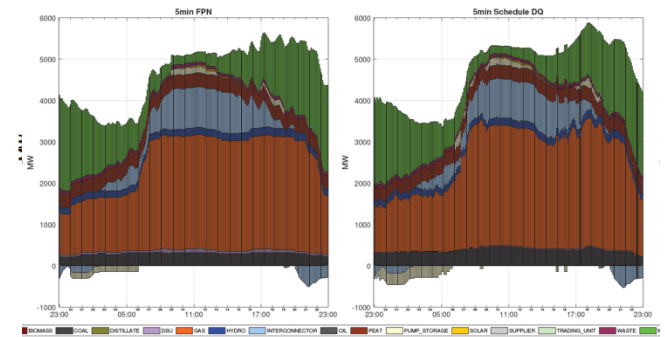
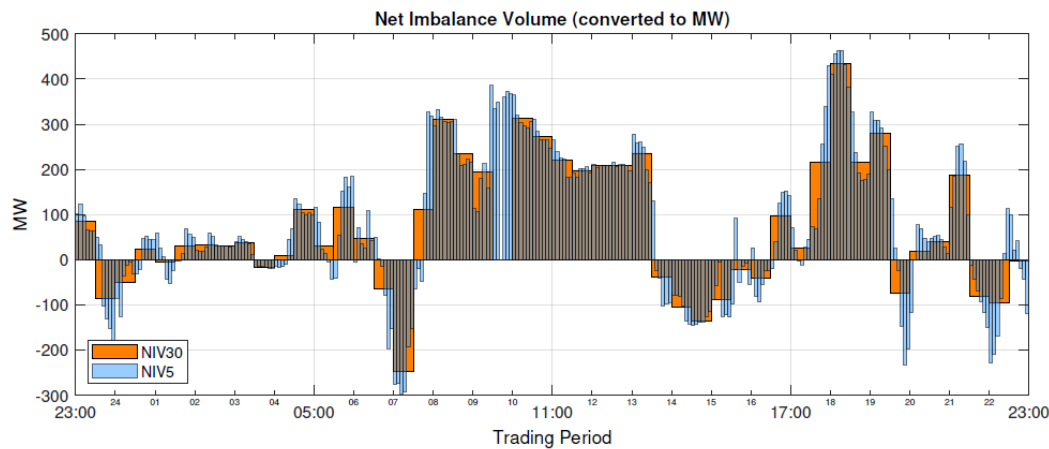
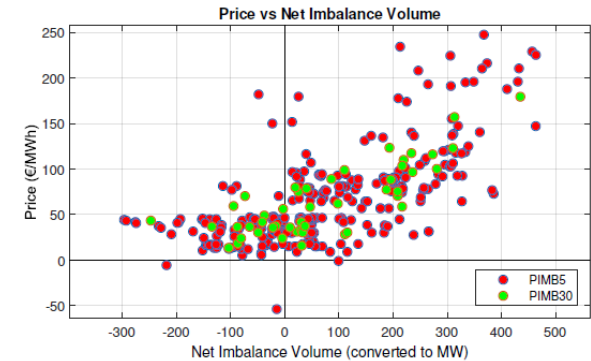
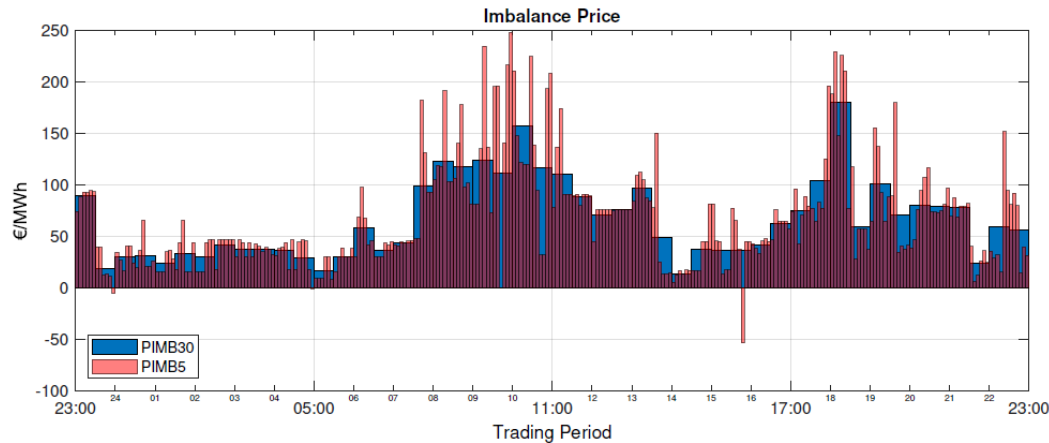
	PIMB5 (€/MWh)	PIMB30 (€/MWh)	NIV5 (MWh)	NIV30 (MWh)
Min:	-198.83	-107.06	-65.74	-60.77
Mean:	43.53	43.24	-21.89	-22.22
Max:	486.17	129.76	18.72	10.15
StDev:	45.41	30.54	18.83	18.69



Balancing Market

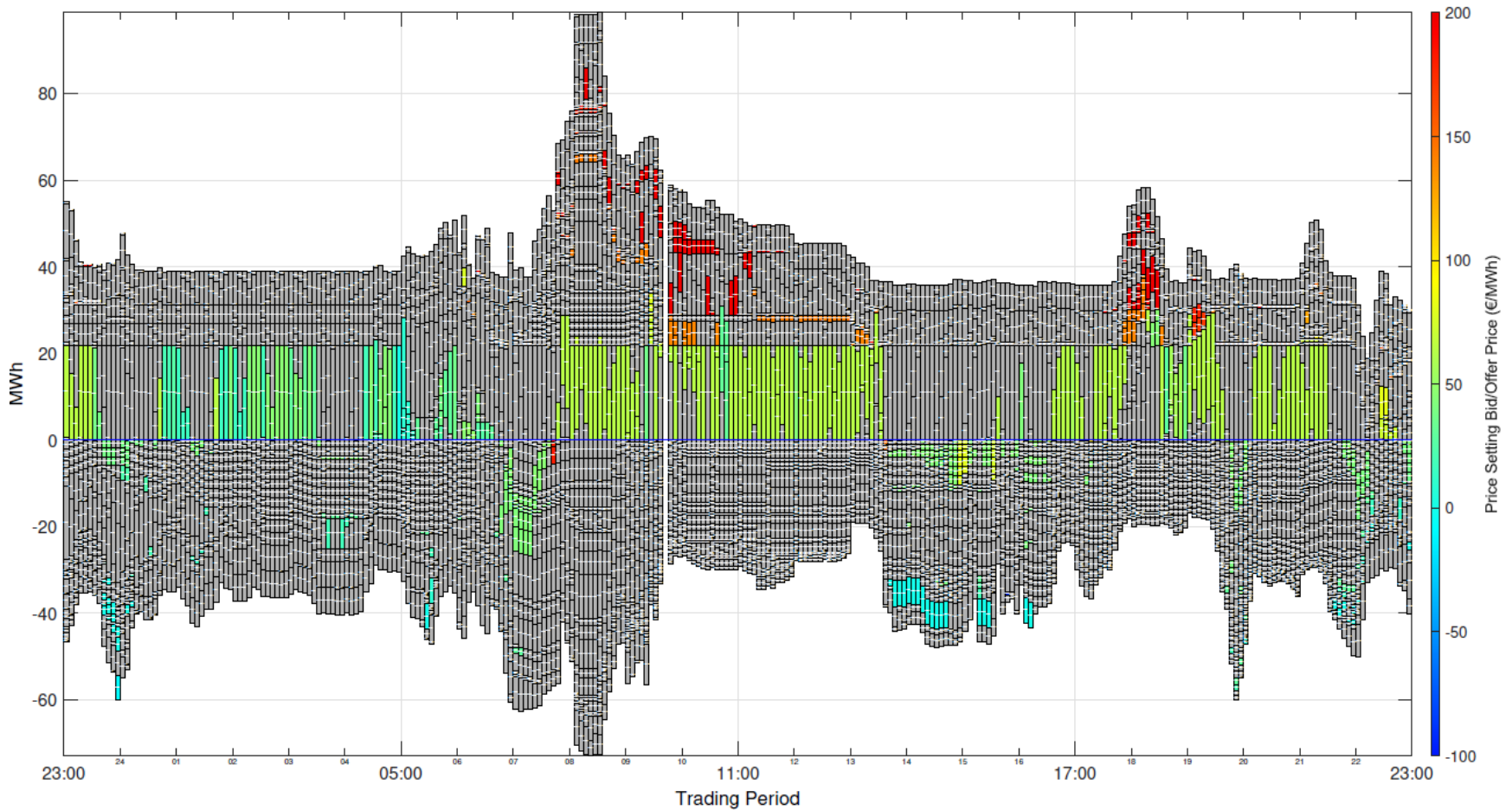
Imbalance Price Summary for: 11-Feb-2019

	PIMB5 (€/MWh)	PIMB30 (€/MWh)	NIV5 (MWh)	NIV30 (MWh)
Min:	-53.91	13.45	-24.71	-20.60
Mean:	66.93	65.55	6.49	6.08
Max:	247.57	179.42	38.63	36.24
StDev:	50.58	38.60	13.09	11.91



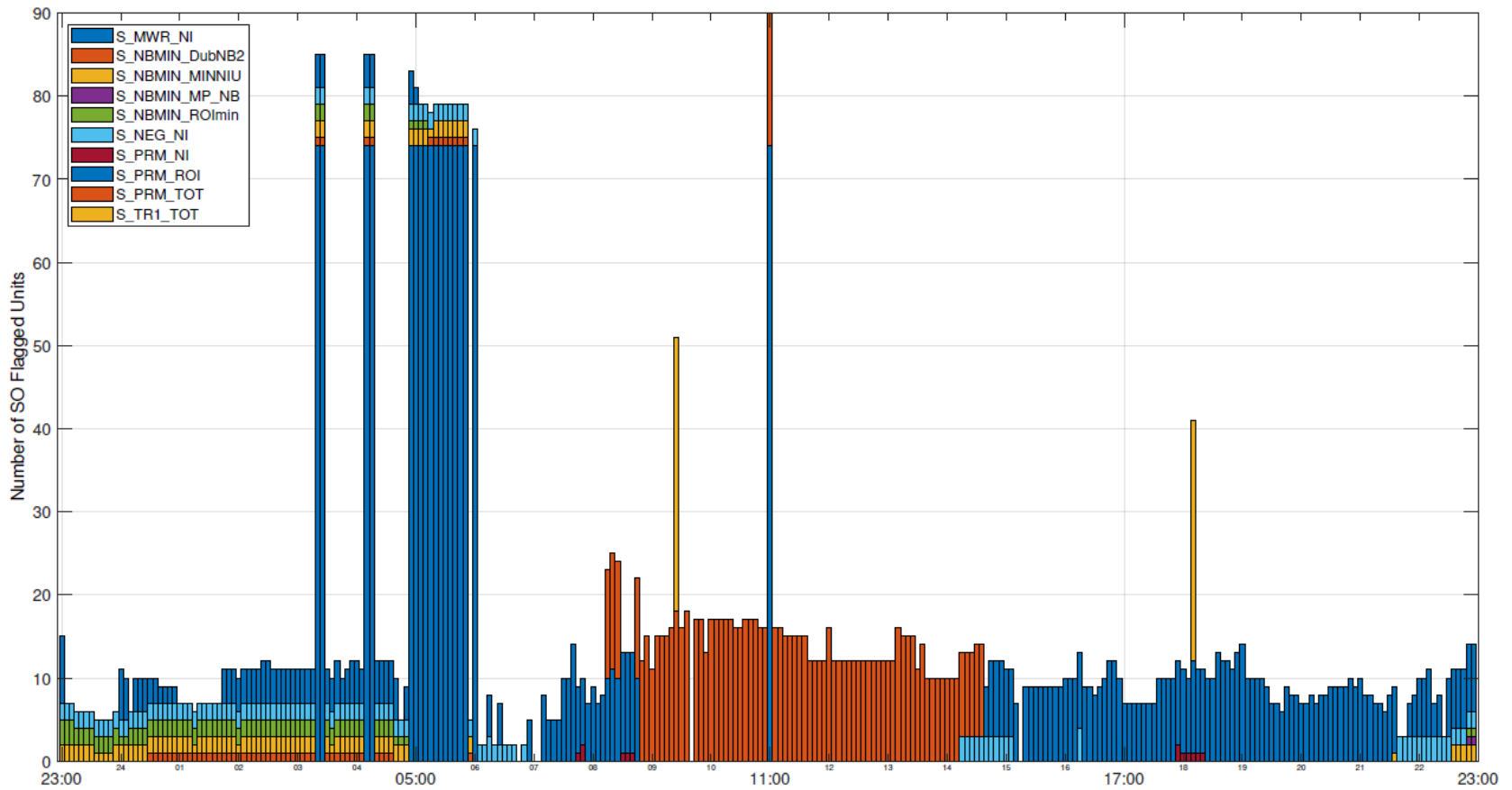
Balancing Market

Imbalance Price Tag with PMEA for: 11-Feb-2019



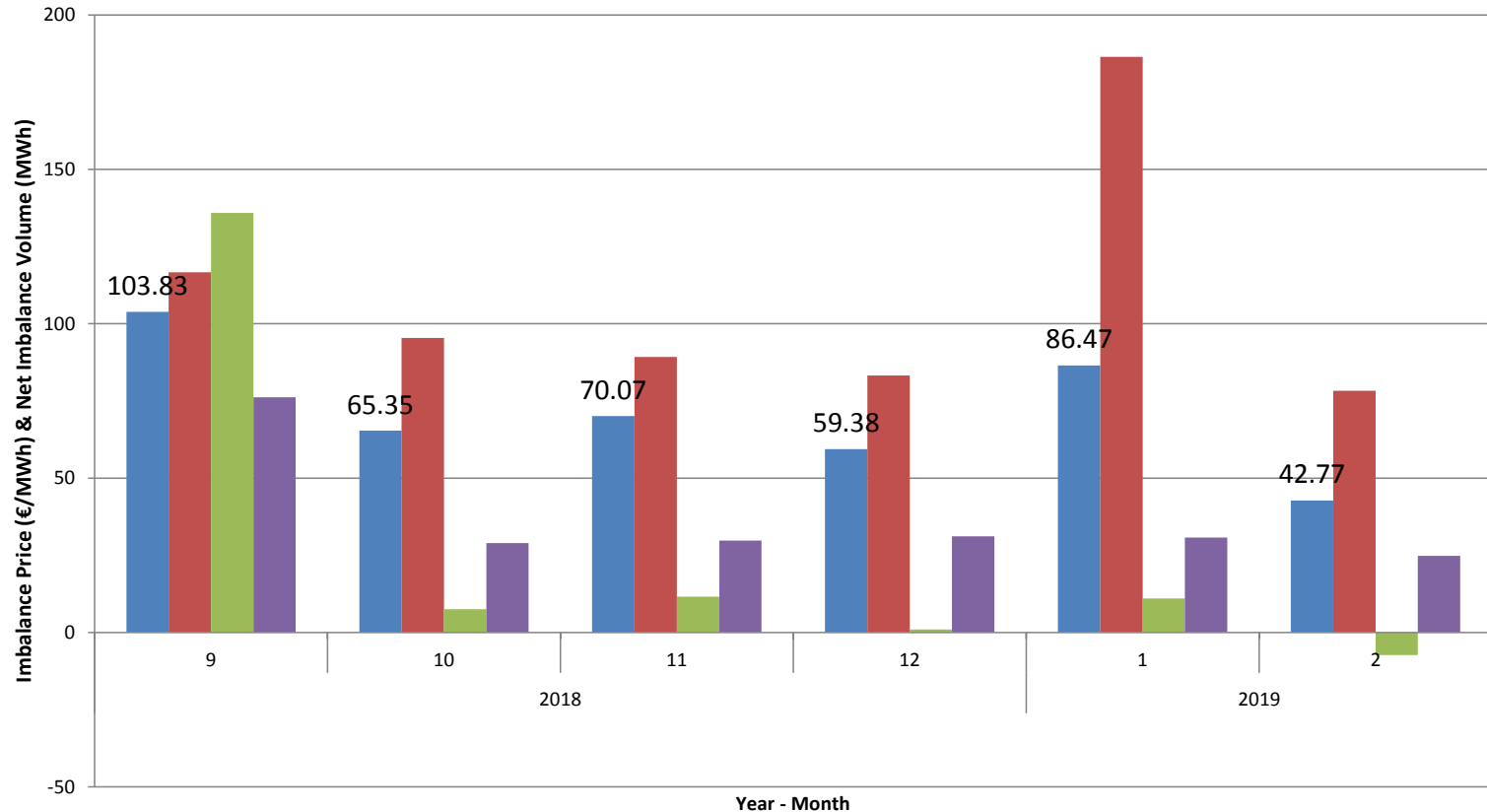
Balancing Market

Binding Constraints for: 11-Feb-2019



Balancing Market

Imbalance Price Statistics (5 min)



■ Average of FINAL_IMBALANCE_PRICE
 ■ StdDev of FINAL_IMBALANCE_PRICE
■ Average of NET_IMBALANCE_VOLUME
 ■ StdDev of NET_IMBALANCE_VOLUME

Data Issue: Submission of 9 PQ bid/offer pairs

Overview

- 4 instances since ISEM Go-Live (24/10/18, 21/01/19, 01/02/19, 14/02/19)
- 2 units
- Ranging from 23 – 48 periods affected

Impact

- Affects System Operator Merit Orders used in dispatch
 - Units missing from Incremental / Decremental Merit Order Lists
- Has not affected Imbalance Pricing to date
- Has not affected Settlements to date

Data issues impacting on System Operations

1. Submission of PNs that are outside of Real-Time availabilities submitted via EDIL, e.g.:

- PN < Lower Operating Limit (LOL)
- PN > Higher Operating Limit (HOL)
- PN within unit forbidden zone
- PN with no EDIL and/or MPI availability
- PN for retired units or units on long term outage – Default data

2. Failure to update MPI with revised availability (to match EDIL) Submission of invalid COD data for selected TOD set, e.g.:

- Commercial Offered D for CCGT mode when unit is in OCGT mode

3. Failure to update MPI with revised availability (to match EDIL)

- Typically post tripping or during outages
- Ambient conditions
- Rounding to nearest Integer

4. Combined submissions for “Units under Test” and non-test units

- Treated as a single transaction which must be approved within short timeframes

5. Tertiary fuel

- Submission of availability on Tertiary fuel not accounted for in Market Design

Impact of Data Issues

Results in delays of publication of LTS COP

Run initiation	Reasoning	Total Runs published	Within 2 hours of Run Initiation	% within 2 hours	Latest publication time
~00:10	<ul style="list-style-type: none"> Confirmation of night valley/morning rise New wind forecast. 	146	133	91.1	03:58
06:15	<ul style="list-style-type: none"> New wind forecast. 	144	129	89.6	09:00
08:45	<ul style="list-style-type: none"> IDA2 European Market Results received <i>[I/C firm to 23:00]</i> 	148	123	83.1	11:45
14:05	<ul style="list-style-type: none"> Schedule up to 22:30 tomorrow (Day ahead) New wind forecast CBB pricing calc. <i>[I/C non-firm]</i> 	148	95	64.1	18:26
18:10	<ul style="list-style-type: none"> IDA1 European Market Results received New wind forecast. <i>[I/C firm to 11:00 D+1]</i> 	147	93	63.2	22:41
~22:00	<ul style="list-style-type: none"> Preparation for night valley (pump storage) 	127	100	78.7	23:59
	Total	860	673	78.3	

Agenda

Item	Presenter
Welcome	Anne Fitzgerald
Known Issues Update	Eoin Farrell
Disputes & Repricing Update	Michael Atcheson
SEMOpX release, Ex-Ante Market	Liam McAllister
Balancing Market	Aodhagan Downey
Settlements	Sean O'Rourke, John O'Dea
Capacity Market: T-4 Timetable Update	Robert Flanagan, Aisling O'Donnell
Query Management	Claire Breslin
Q&A	

Settlements : January 2019 data key process updates

Settlement Dates	Run Category	Run Type	Runs completed	On Time	Delayed – Same Day publication	Delayed > 1 Day
1 st – 31 st	Settlements	Indicative	31	12	9	10
1 st – 31 st	Settlements	Initial	31	10	12	9
1 st – 31 st	Settlement Documents	Weekly	5	4	-	1
1 st – 31 st	Credit Reports	Daily	69	69	-	-
1 st – 31 st	Payments In	Weekly	5	5	-	-
1 st – 31 st	Payments Out	Weekly	5	5	-	-

Settlements : February 2019 data key process updates

Settlement Dates	Run Category	Run Type	Runs completed	On Time	Delayed – Same Day publication	Delayed > 1 Day
1 st – 25 th	Settlements	Indicative	25	3	3	19
1 st – 19 th	Settlements	Initial	19	6	7	6
1 st – 22 nd	Settlement Documents	Weekly	4	2	-	2
1 st – 26 th	Credit Reports	Daily	54	54	-	-
1 st – 26 th	Payments In	Weekly	4	4	-	-
1 st – 26 th	Payments Out	Weekly	4	4	-	-

Settlements : Significant issues impacting timelines

Key Date (s)	Issue	Impact to schedule timelines	Issue Status
Jan 18 th	Incorrect IPQBOA values (KIR ID: 5893)	<ul style="list-style-type: none"> Settlement Documents due Friday 18th Jan for Settlement period of 6th to the 12th Jan : publication was moved to Monday 21st Jan. Payments IN/OUT dates adjusted. 	Temporary workaround is in place. Permanent solution to be provided by ABB
Jan 29 th	Jan 29 th release post checks – Instruction Profiler Data not transferred	<ul style="list-style-type: none"> Initial for the 23rd Jan delayed by two days Settlement Documents due Friday 1st Feb for Settlement period of 20th to the 26th Jan : publication moved to Monday 4th Feb. Payments IN/OUT dates adjusted. 	IP data issue resolved on Friday 1 st Feb
Feb 1 st	Difference Charge Calculation sets final QDIFFTRACK to zero if there are no intraday nor balancing trades - Capacity Market Unit(KIR ID: 5884)	<ul style="list-style-type: none"> Initial for the 24th Jan delayed further Payments IN/OUT dates adjusted. 	Resolution: Software update provided by vendor
Feb 3 rd	SEM_OUI and CSB_CIMB incorrectly been charged to interconnectors (KIR ID: 5931)	<ul style="list-style-type: none"> Initial for the 24th Jan delayed further Settlement Documents due Monday 4th Feb for Settlement period of 20th to the 26th Jan : publication was moved to Tuesday 5th Feb. Payments IN/OUT dates adjusted. 	Resolution: Software update provided by vendor
Feb 7 th / Feb 8 th	Difference Payment Calculation sets final QDIFFTRACK to zero if there are no intraday trades - Supplier Unit (KIR ID: 5883)	<ul style="list-style-type: none"> Settlement Documents (manual invoices) re-issued on Feb 12th to impacted PTs for the period of 20th to 26th Jan Settlement Documents for 27th to 2nd Feb due Friday 8st Feb : publication was moved to Monday 11th Feb. Payments IN/OUT dates adjusted. 	Resolution: Software update provided by vendor

Settlements : Significant issues impacting timelines

- **Key points:**
- **Significant increase of additional** catch-up days due to the backlog of runs caused by above events (on top of normal Monday/Thursday catch-up days)
- **Sequence of initial settlement runs** : Current dependency on weekly Friday run to be completed before continuing to Saturday run (weekly fixed costs)
- **Systems performance** impacting run times of settlement runs – fix provided by vendor in test
- **Additional pro-active analysis** required re: “Incorrect IPQBOA values (KIR ID: 5893)” – impact to processing timelines to perform required analysis - further details to be provided by John O’Dea

Settlements : M+4 / Ad-hoc resettlement updates

- Decision to hold off processing M+4 resettlement until Jan 29th release
- Significant production events since then which have taken priority
- Targeting first M+4 period of Sep 30th – Oct 6th to be included with Settlement Documents Friday 8th
- Plan for M+4 catch-up being reviewed pending successful publication of first M+4 week
- Following on from updates re: “I-SEM Day 1+, High-Level Indicative Release Timeline” & Repricing solutions
 - M+4 will include:
 - Updated Metering received from MDPs
 - Hotfixes applied since Oct 1st
 - Jan 29th Release
 - M+4 will exclude:
 - Pricing resettlement
- Resettlement solution options for settlement period of Jan 20th – Jan 26th being reviewed

Material Settlement Issues / Analysis

Fixed Costs (CFC - Newly Identified)

Defect ID (KIR)	Description	Status
#5950	DSUs should not have Day ahead, Within Day Difference & Non-Performance charges applied in settlement as the QDIFFTRACK should equal to Zero as per F18.7.1 T&SC	Analysis with Vendor
#5940	MPOP FPN Misalignment with MMS: Period of Market Operation Trading Period Starting points in CSB not aligned with the MMS, including incorrect application of minute resolution. Should be 30 min resolution. (ATS 110082)	Analysis with Vendor
#5944	FPN Curve not applying Heat State to CFC inputs correctly: Incorrect or No Heat State being applied within CSB, therefore Start-Up costs not being included within the CFC calculation	Analysis with Vendor
#5910	Start-up flag for CSUR with Warmth State: Incorrect or no CFC start-up / shutdown costs	Analysis with Vendor
#5909	BOA and Start up / no load cost not being calculated when first BOA = 0 : Incorrect or no CFC start-up / shutdown costs	Analysis with Vendor

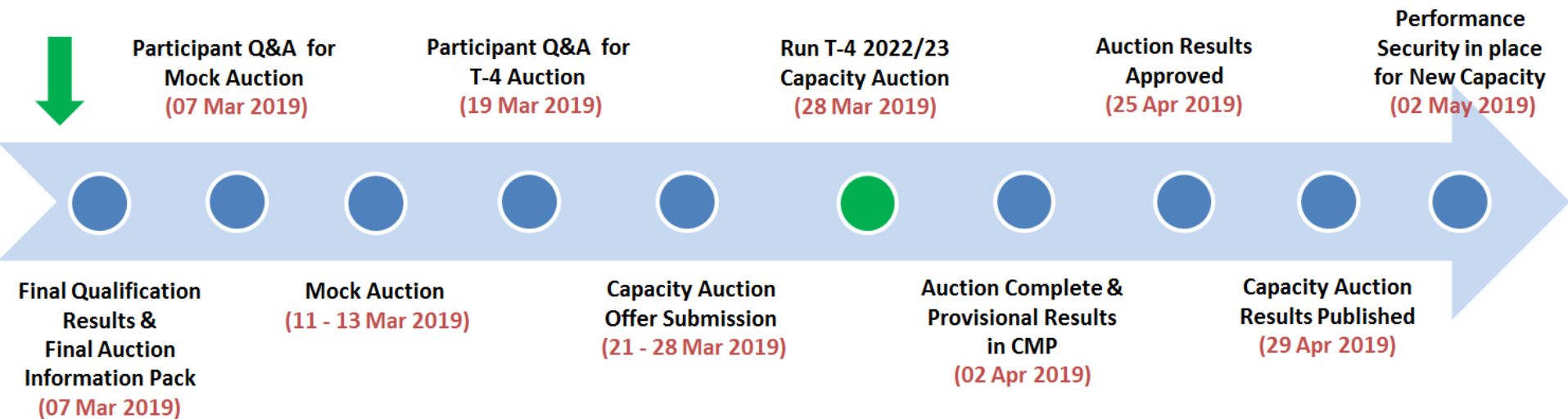
Instruction Profiling QBOA

Defect ID (KIR)	Description	Status
#5936	Multiple instances of <u>QAO and QAB being inconsistent</u> i.e. large positive QAO and a large negative QAB when FPN and QD are similar.	Code Complete March
#5943	<u>Simple/Complex COD:</u> Flags and Tags are not being applied in the half hours they should. Prices are being applied only to the period where the DI is effective then persisting for all associate BOAs.	Analysis with Vendor

Agenda

Item	Presenter
Welcome	Anne Fitzgerald
Known Issues Update	Eoin Farrell
Disputes & Repricing Update	Michael Atcheson
SEMOpX release, Ex-Ante Market	Liam McAllister
Balancing Market	Aodhagan Downey
Settlements	Sean O'Rourke, John O'Dea
Capacity Market: T-4 Timetable Update	Robert Flanagan, Aisling O'Donnell
Query Management	Claire Breslin
Q&A	

Capacity Market: T-4 Timetable Update



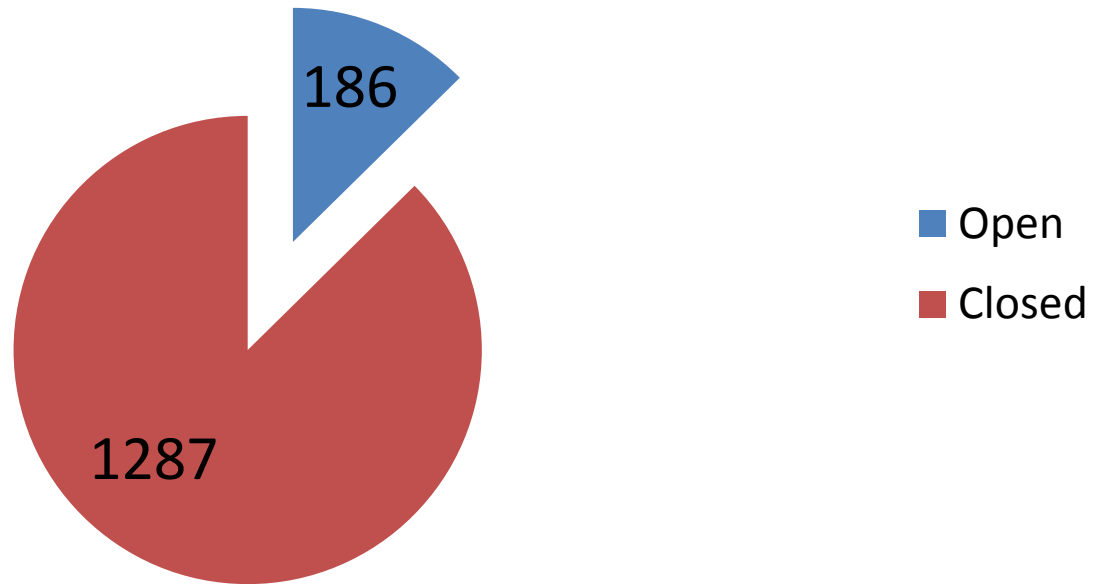
Participant Preparation for T-4 Auction

- Capacity Market Code
- Website Guides
- Access to CMP and Mock Environment
 - Party Administrator Users
 - Certs installed
 - Access tested in Advance
- Q&A session input
 - Submit questions in advance
- Contact us at capacitymarket@sem-o.com

Agenda

Item	Presenter
Welcome	Anne Fitzgerald
Known Issues Update	Eoin Farrell
Disputes & Repricing Update	Michael Atcheson
SEMOpX release, Ex-Ante Market	Liam McAllister
Balancing Market	Aodhagan Downey
Settlements	Sean O'Rourke, John O'Dea
Capacity Market: T-4 Timetable Update	Robert Flanagan, Aisling O'Donnell
Query Management	Claire Breslin
Q&A	

General Query Status – From Oct 2018



40% Increase on open queries

Formal Queries and Disputes

Disputes:

Disputes received in total: 76

Completed: 70

Open: 6 (including 4 escalated to DRB)

Formal Settlement Queries:

Received in total: 133

Completed: 116

In progress: 17

Draft MOUG Schedule 2019

Month	Venue	Day	Date	Time	Notes
February	Dublin	Wednesday	27/02/2019	10:30AM	10:30AM – Special Topic; 1:30PM - MOUG
April	Belfast	Wednesday	03/04/2019	10:30AM	5 weeks period between MOUGs
May	Dublin	Thursday	16/05/2019	10:30AM	6 weeks period between MOUGs
June	Belfast	Thursday	20/06/2019	10:30AM	
July	Dublin	Thursday	18/07/2019	10:30AM	
September	Dublin	Thursday	19/09/2019	10:30AM	MODS meetings in Dublin 12/09/2019 and 26/06/2019
October	Belfast	Thursday	17/10/2019	10:30AM	MODS meeting in Belfast 24/10/2019
November	Dublin	Thursday	28/11/2019	10:30AM	MODS meetings in Belfast 14/11/2019 and 21/11/2019

Close

- SEMO Website: <http://www.sem-o.com/>
- Semopx Website: <http://www.semopx.com/>
- Queries: Info@sem-o.com; Info@semopx.com

Thank you for your attendance.