



MARKET PARTICIPANT UPDATE DOCUMENT
MARKET INTERFACE VOLUME 2:
REPORTING

SEM R2.5.02.7.0

V1.0

COPYRIGHT NOTICE

All rights reserved. This entire publication is subject to the laws of copyright. This publication may not be reproduced or transmitted in any form or by any means, electronic or manual, including photocopying without the prior written permission of EirGrid plc and SONI Limited.

DOCUMENT DISCLAIMER

Every care and precaution is taken to ensure the accuracy of the information provided herein but such information is provided without warranties express, implied or otherwise howsoever arising and EirGrid plc and SONI Limited to the fullest extent permitted by law shall not be liable for any inaccuracies, errors, omissions or misleading information contained herein.

1 TABLE OF CONTENTS

1	Table of Contents	2
2	Disclaimer and Content Information	6
3	Introduction	7
4	MPI Reports	8
4.1	Type 3 Report List / Report Query Process	8
4.2	Report Query Validations	109
4.2.1	Validations on Generic Parameters	109
4.2.2	Validations on Report and List Report Parameters	109
4.2.3	Validations on Report Specific Parameters	1140
4.3	MPI Reports and Content Details	1244
4.3.1	Daily Ex-Ante Market Schedule Detail (MP)	1443
4.3.2	Daily Indicative Ex-Post Market Schedule Detail	1544
4.3.3	Daily Ex-Post Indicative Actual Load Summary	1646
4.3.4	Daily Indicative Actual Schedules (MP)	1746
4.3.5	Daily Within Day Actual Schedules	1847
4.3.6	Daily Meter Data Detail D+1 (Price Effecting)	2049
4.3.7	Daily Meter Data Detail D+3 (Price Effecting)	2120
4.3.8	Daily Initial Ex-Post Market Schedule Details	2224
4.3.9	Daily Ex-Post Initial Shadow Prices	2322
4.3.10	Daily Ex-Ante Indicative Shadow Prices	2423
4.3.11	Daily Ex-Post Indicative Shadow Prices	2524
4.3.12	Monthly All Generator Outage Schedules	2625
4.3.13	Monthly Planned Generator Outage Schedules	2625
4.3.14	Monthly Generator Outage Summary	2625
4.3.15	Daily Generator Outage Schedules	2625
4.3.16	Daily Interconnector Capacity Active Holdings (MP)	2625
4.3.17	Intentionally blank	2827
4.3.18	Daily Ex-Ante Interconnector Nominations	2827
4.3.19	Daily Ex-Post Indicative Interconnector Nominations	2928
4.3.20	Daily Ex-Post Initial Interconnector Nominations	3029
4.3.21	Daily Interconnector Modified Nominations	3029
4.3.22	Daily Revised Interconnector Modified Nominations (D+1)	3130
4.3.23	Daily Revised Interconnector Modified Nominations (D+4)	3231
4.3.24	Daily Aggregated Interconnector Unit Nominations	3332
4.3.25	Daily Market Operations Notifications	3433
4.3.26	Daily Dispatch Instructions (D+1)	3534
4.3.27	Daily Dispatch Instructions (D+3)	3635
4.3.28	Daily Interconnector Net Actual	3736
4.3.29	Daily Ex-Ante Market Schedule Summary	3736
4.3.30	Daily Ex-Ante Market Schedule Detail (Public)	3837
4.3.31	Daily Indicative Ex-Post Market Schedule Summary	3938
4.3.32	Daily Meter Data Summary D+1 (Price Effecting)	4039
4.3.33	Daily Meter Data Summary D+3 (Price Effecting)	4140
4.3.34	Daily Indicative Ex-Post Market Schedule Quantity	4240
4.3.35	Daily Indicative Ex-Post Market Prices	4442
4.3.36	Daily Initial Ex-Post Market Prices	4442
4.3.37	Daily Market Prices Averages (SMP)	4543
4.3.38	Daily Trading Day Exchange Rate	4644
4.3.39	Annual Market Price Parameters	4644
4.3.40	Daily Initial Ex-Post Market Schedule Summary	4744
4.3.41	Daily Initial Ex-Post Market Schedule Quantity	4745
4.3.42	Daily Jurisdiction Error Supply MW (D+15)	4846
4.3.43	Daily Ex-Ante Indicative Operations Schedule	4947
4.3.44	Daily Technical Offer Data – Standard Units	5048

4.3.45	Daily Technical Offer Data – Demand Side Units.....	5956
4.3.46	Daily Technical Offer Data – Forecast Data.....	6058
4.3.47	Daily Commercial Offer Data – Standard Generator Unit.....	6259
4.3.48	Daily Commercial Offer Data – Standard Demand Side Unit.....	6563
4.3.49	Daily Commercial Offer Data – Interconnector Units.....	6664
4.3.50	Daily Commercial Data Generator Unit Nomination Profiles.....	6967
4.3.51	Daily Commercial Data Demand Side Unit Nomination Profiles.....	7068
4.3.52	Daily Demand Control Data Transaction.....	7269
4.3.53	Daily Generator Unit Technical Characteristics Data Transaction.....	7270
4.3.54	Daily Energy Limited Generator Unit Technical Characteristics Data Transaction.....	7374
4.3.55	Daily Price-affecting Metered Data.....	7472
4.3.56	Annual Load Forecast.....	7673
4.3.57	Annual Aggregated Load Forecast.....	7674
4.3.58	Monthly Transmission Outage Schedules.....	7775
4.3.59	Monthly Transmission Outage Summary.....	7775
4.3.60	Daily Load Forecast Summary.....	7775
4.3.61	Daily Interconnector ATC.....	7876
4.3.62	Daily Revised Interconnector ATC Data.....	7977
4.3.63	Indicative Interconnector Flows and Residual Capacity.....	8078
4.3.64	Initial Interconnector Flows and Residual Capacity.....	8178
4.3.65	Annual Transmission Loss Adjustment Factors.....	8179
4.3.66	Monthly Updates to Transmission Outage Schedules.....	8482
4.3.67	Monthly Load Forecast & Assumptions.....	8482
4.3.68	Monthly Aggregated Load Forecast.....	8583
4.3.69	Daily Four Day Rolling Load Forecast and Assumptions.....	8683
4.3.70	Daily Aggregated Four Day Rolling Load Forecast.....	8684
4.3.71	Daily Transmission Outage Schedules.....	8785
4.3.72	Two Day Rolling Wind Forecast and Assumptions.....	8785
4.3.73	Two Day Rolling Wind Forecast and Assumptions Per Jurisdiction.....	8886
4.3.74	Two Day Aggregated Rolling Wind Power Forecast.....	8987
4.3.75	Daily Interconnector Capacity Active Holdings.....	9088
4.3.76	Intentionally blank.....	9189
4.3.77	Intentionally blank.....	9189
4.3.78	Daily Revised Interconnector Modified Nominations.....	9189
4.3.79	Monthly Loss of Load Probability.....	9290
4.3.80	Daily Ex-Post Loss of Load Probability.....	9491
4.3.81	Daily SO System Frequency.....	9592
4.3.82	Daily SO Interconnector Trades.....	9592
4.3.83	Daily Ex-Ante Market Results.....	9693
4.3.84	Daily Ex-Post Indicative Market Results.....	9794
4.3.85	Daily Ex-Post Initial Market Results.....	9895
4.3.86	Intentionally Blank.....	9996
4.3.87	Daily Unit Data.....	9996
4.3.88	Daily Ex-Post Initial Actual Load Summary.....	10097
4.3.89	Daily KPI – Schedules Publication.....	10198
4.3.90	Daily KPI – Gate Publication.....	10299
4.3.91	Daily Residual Error Volume (REVLf) D+15 report.....	10299
4.3.92	Excluded Bids.....	103400
4.3.93	Available Credit Cover.....	104401
4.3.94	MSP Cancellation.....	106403
4.3.95	List of Active Market Participants.....	107404
4.3.96	List of Active Units.....	107404
4.3.97	List of Active Market Participants and Units.....	108405
4.3.98	Monthly Updates to Settlement Class.....	109406
4.3.99	List of Suspended/Terminated Market Participants.....	110407
4.3.100	Interconnector Offered Capacity Publication.....	110407
4.4	XML Structure.....	112409
4.5	XML Samples.....	114411
5	Settlement Reports.....	121417

5.1	Settlement Directory Listing	121447
5.2	Member Private Settlement Reports	123449
5.2.1	Statements	123449
5.2.2	Participant Information Report (PIR)	129425
5.2.3	Credit Cover Report	133429
5.2.4	Reallocation Agreement Report	142437
5.2.5	Cancelled Reallocation Agreement Report	144439
5.2.6	Invoice	147442
5.2.7	Segment	155460
5.2.8	Product (Charge ID)	155460
5.2.9	Member Private Variable Types	158463
5.2.10	Market Name for Invoice	161466
5.2.11	Settlement Report Request samples	161466
5.3	General Public Settlement Reports	168463
5.3.1	Description	168463
5.3.2	Publication Timing	168463
5.3.3	General Public Variable Types	169463
5.3.4	File layout	173467
5.3.5	Energy Market Financial Publication	175469
5.3.6	Energy Market Information Publication	175469
5.3.7	Meter Generation Information Publication	176470
5.3.8	Capacity Market Financial Publication	176470
5.3.9	Capacity Market Information Publication	177474

Document History

Version	Date	Author	Comment
1.0	24 June 2015 July 2014	SEMO	Initial Draft – Release 2.5.02.7.0

Distribution List

Name	Organisation
Market Participants	

Source / Reference Documents

Document Name	Document Reference
MPUD Overarching Volume	1.0
MPUD Market Interface Volume 1 Trading & Registration	1.0
MPUD Market Interface Volume 2 Reporting	1.0
MPUD Technical Volume	1.0

2 DISCLAIMER AND CONTENT INFORMATION

This document has been prepared to provide Market Participants with sufficient information in order to develop their own systems to interface with the SEM.

The following disclaimers relate to the content of this document and associated volumes and any use by Market Participants of the information provided therein.

1. SEMO accepts no responsibility for decisions made or actions taken by Market Participants as a result of the information presented in this document or associated documents. Furthermore, SEMO does not indemnify any commercial or organisational decisions made by Market Participants in relation to the information herein.
2. This document represents the most up-to-date information on the Central Market Systems (CMS) as they have been developed. With this in mind, it is not appropriate simply to compare the document against an issued version of the Trading and Settlement Code (T&SC). Instead, it is a combination of Version 15.0 of the T&SC and subsequently agreed Change Requests.
3. The information provided in this document is based entirely on documentation and information provided by the software vendor. Although SEMO has made all reasonable efforts to ensure that the information presented is correct, it cannot guarantee the information provided.
4. The Code references presented in this document are intended to guide Market Participants to relevant sections of the market rules. It is not a one-to-one mapping, as this would be impossible due to the inherent differences between market rules and the requirements of trading systems.
5. Further changes to the processes described or schema elements presented may result as new information comes to light during future phases of the market development. To mitigate the impact of such changes, SEMO will be issuing planned updates to this document and associated documents (where appropriate). Updates to this document will be consistent with ***Agreed Procedure 11 – Market System Operation, Test, Upgrading and Support.***

3 INTRODUCTION

The Market Participant Update Document (MPUD) exists across a number of volumes to assist Market Participants in building their systems to interface with the SEM Central Market Systems (CMS).

This document is one of two volumes which address the **functional aspects** of the Market Interface (MI) which is available for Market Participants to communicate with the CMS. This volume covers all reporting aspects of the MI. Other aspects of the MI are addressed in the companion volume ***MPUD Market Interface Volume 1 – Trading & Registration SEM R2.502.7.0.***

The focus of this document is on the Type 3 Communication Channel, i.e. submission and retrieval of SEM Reports via Web Services. In addition, some of the introductory sections also refer to the Type 2 Communication Channel (i.e. data submission and retrieval using the Market Participant Interface).

The sections of this document are as follows:

- Section 4: MPI Reports
- Section 5: Settlement Reports

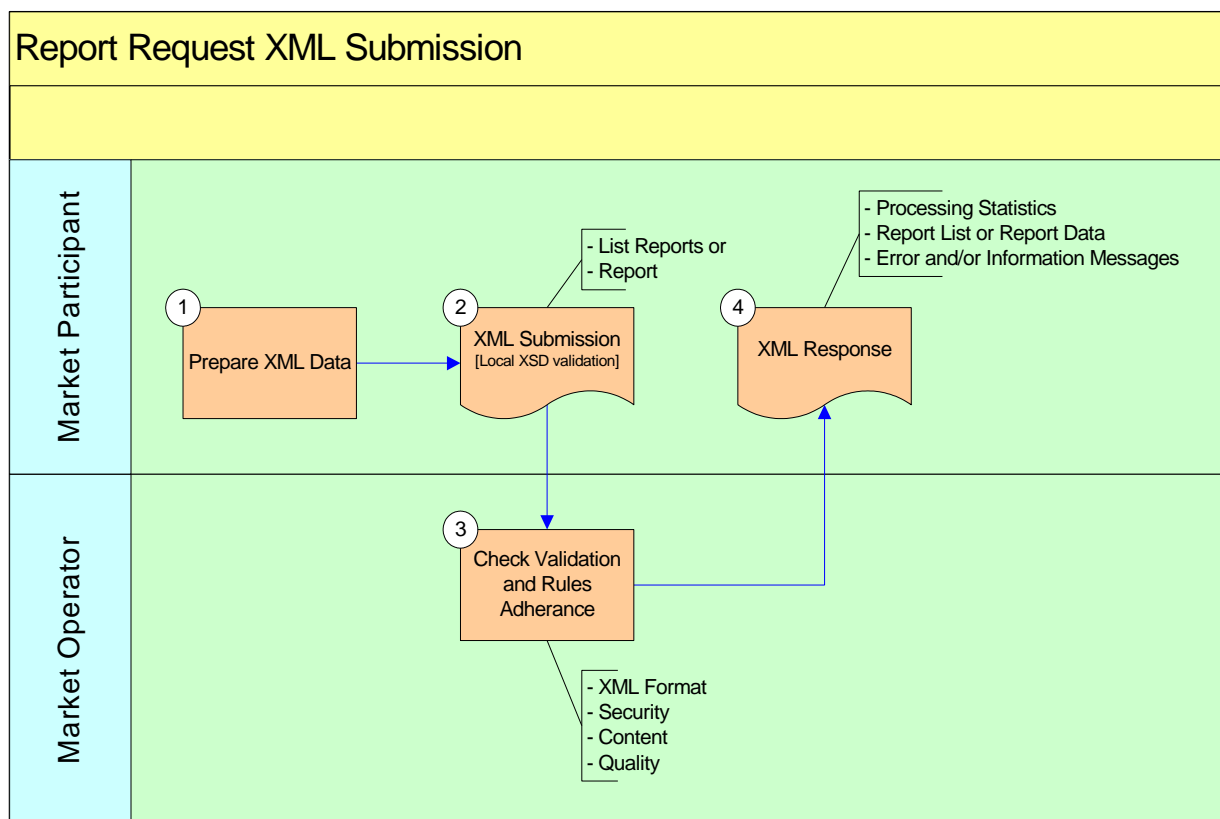
4 MPI REPORTS

MPI reports are reports which are available through the Market Participant Interface via Type 2 or Type 3 communications.

4.1 TYPE 3 REPORT LIST / REPORT QUERY PROCESS

Market Participants may choose to get a List of Reports first, and then request a specific report. If sufficient parameters are used as part of a List Report request, a single report can be searched for. This approach may be used by Market Participants to determine if a report is available.

The following diagram illustrates the process of requesting a Report or a Report List:



Stage 1: Market Participants prepare the XML Data (details on how this needs to be packaged, in terms of SOAP, WSDL, etc. are covered in the **MPUD Technical Volume**).

Stage 2: A Report or a List of Reports can be requested and will typically be validated on the client (Market Participant) system to ensure compliance with the XML Schema rules.

Stage 3: The Transaction is received by the CMS and validation checks, including business rules, are applied.

Stage 4: If the Stage 3 tests are passed then the Report or List of Reports is issued to the Market Participant as an XML response. If the request is unsuccessful, a response is issued detailing the relevant errors.

4.2 REPORT QUERY VALIDATIONS

The following sections describe the validations applied to Type 3 (XML) report and report list queries.

4.2.1 VALIDATIONS ON GENERIC PARAMETERS

Name	Mandatory / Optional	Validation
APPLICATION_TYPE	Mandatory	Must be "MARKET_REPORT".
PARTICIPANT_NAME	Mandatory	Must be STRING.
		Must be validation combination with USER_NAME.
		Must have system privileges to allow Market Trading.
USER_NAME	Mandatory	Must be STRING.
		Must be validation combination with PARTICIPANT_NAME.
		User must have system privileges for Market Trading.
MODE	Mandatory	Must be NORMAL.

4.2.2 VALIDATIONS ON REPORT AND LIST REPORT PARAMETERS

Name	Mandatory / Optional	Validation
REQUEST_TYPE	Mandatory	"LIST REPORTS" or "REPORT".
ACTION	Mandatory	Must be "DOWNLOAD".
REPORT_TYPE	Mandatory	Valid REPORT_TYPE and REPORT_SUB_TYPE combinations:
REPORT_SUB_TYPE	<div>Mandatory for request_type "REPORT"</div> <div>Optional for request_type "LIST_REPORTS"</div>	<div>APPLICATION – ADHOC¹</div> <div>APPLICATION – NOTIFICATIONS</div> <div>MARKET – ADHOC</div> <div>MARKET – DAY_AHEAD</div> <div>MARKET – DAY_AHEAD_STANDING_OPEN</div> <div>MARKET – DAY_AHEAD_STANDING_CLOSE</div> <div>MARKET – MISCELLANEOUS</div> <div>MARKET – METERING</div> <div>REGISTRATION – ADHOC</div> <div>REGISTRATION – MP_ACTIVITY</div> <div>TRANS_SYSTEM – ADHOC</div> <div>TRANS_SYSTEM – FORECASTS</div> <div>TRANS_SYSTEM – INTERCONNECTOR</div> <div>TRANS_SYSTEM – MISCELLANEOUS</div> <div>TRANS_SYSTEM – METERING</div> <div>TRANS_SYSTEM – OUTAGES</div>
PERIODICITY	Mandatory	Valid PERIODICITY: DAILY, MONTHLY, YEARLY, ADHOC

¹ If report_sub_type = "ADHOC", then periodicity should also be "ADHOC".

Name	Mandatory / Optional	Validation
ACCESS_CLASS	Optional	MP (MP Specific reports); ALLMP (All MP specific reports); PUB (Public reports).
VERSION_NO	Mandatory	Must be "1.0".
TRADE_DATE	Optional	YYYY-MM-DD For Daily market reports, the entire date is used. For monthly and yearly reports, the month and year are extracted from the trade date.

4.2.3 VALIDATIONS ON REPORT SPECIFIC PARAMETERS

Name	Mandatory / Optional	Validation
FILE_TYPE	Mandatory	"XML" or "HTML" – The format of the report to be downloaded.
REPORT_NAME	Mandatory	Must be STRING.
FILE_NAME	Mandatory	Must be STRING.
MULTIPLE_MESSAGES	Mandatory	Must be "false".

4.3 MPI REPORTS AND CONTENT DETAILS

This section provides details and contents of the reports available via the MPI. Each report listed in this section is available in both HTML and XML file formats, with the exception of Annual reports, which are available in ZIP file format.

Report Categories (confidentiality)

- **General Public:** The report data is available to all Market Participants. The REPORT_NAME in each REPORT_HEADER will start with the prefix “PUB”.
- **Member Private:** The report data is specific to the Market Participant. This is determined by the digital certificate used to download the report.

Important Notes:

- ➔ For all reports listed in this section, any fields which contain no values (null values) are represented in the reports by a hyphen (“-”).
- ➔ The report timings listed for each report represent the time that the report generation event is triggered in the Central Market Systems (CMS). It is not indicative of the exact time that report will be available for download. .

Report element format types referenced in this section are defined in the following table:

Format	Description	Example
CHAR(x)	Character field of exactly length x.	CHAR(1) = 'P'
VARCHAR2(x)	Character field of length x or less	VARCHAR2(4) = 'NPEG' But also VARCHAR2(4) = 'NI'
NUMBER(x, y)	Number field: x : number of digits (including after the decimal). y : number of digits to the right of the decimal. Where no values to the right of the decimal point exist, there will be no y value in the format definition. When there is no value available for the field in the MO database, the reports will populate the field with '-'. As such, this is not a NUMBER value in the true database sense, and interfaces to handle report downloads should be written to cater for this.	NUMBER(8,3) = 99999.999
DATE (DD/MM/YYYY)	Date, format defined in parenthesis. When there is no value available for the DATE field in the MO database, the reports will populate the field with '-'. As such, this is not a DATE value in the true database sense, and interfaces to handle report downloads should be written to cater for this.	31/01/2007
DATE (DD/MM/YYYY HH:MM:SS)	Date and Time, format utilising a 24-hour clock. When there is no values available for the DATE field in the MO database,	31/01/2007 19:59:50

Format	Description	Example
	the reports will populate the field with '-'. As such, this is not a DATE value in the true database sense, and interfaces to handle report downloads should be written to cater for this.	

4.3.1 DAILY EX-ANTE MARKET SCHEDULE DETAIL (MP)

Report Type: Market

Report Sub-Type: DAY_AHEAD

Periodicity: Daily

Report Name: MP_D_ExAnteMktSchDetail

File Names: MP_D_ExAnteMktSchDetail_<RUN_TYPE>

Where RUN_TYPE is one of EA, EA2 or WD1.

Report Title: Daily Ex-Ante Market Schedule Detail (D-1) (MP)

Audience: Market Participant Specific (MP)

Resolution: Trade Period (6:00 D to 6:00 D+ 1)

Frequency: Following completion of each Ex-Ante MSP Software Run (EA, EA2 or WD1)

Element Name	Format	Description
TRADE_DATE	DATE (DD/MM/YYYY)	A 24-hour period containing forty eight 30-minute trading periods, except on the clock change days in spring and autumn when the Trading Day will last for 23 and 25 hours respectively The first trading period of the trading day commences at 06:00hrs.
PARTICIPANT_NAME	VARCHAR2(32)	The Account PT Identifier, which represents the name of Market Participant, as registered in the CMS.
RESOURCE_NAME	VARCHAR2(32)	The name of the resource (e.g. the name of the Generating Unit, Supplier Unit, Demand Side Unit, Interconnector for which data is being reported).
RESOURCE_TYPE	VARCHAR2(4)	Indicates the type of resource for which data is being submitted - for example, this will indicate if a resource is predictable or variable and whether it is a price taker or price maker. Permitted values include: PPMG, PPTG, VPMG, VPTG, APTG, DU, SU and I.
DELIVERY_DATE	DATE (DD/MM/YYYY)	Calendar Day (referred to as "Day" in the Code).
DELIVERY_HOUR	NUMBER(2)	The hour of the day, based on the end of hour convention.
DELIVERY_INTERVAL	NUMBER(2)	Will be 1 or 2, to split an hour into two equal Trading Periods (i.e. 1 denotes the first half-hour and 2 denotes the second half-hour).
RUN_TYPE	VARCHAR2(4)	MSP Software Run applicable to the report (EA, EA2 or WD1)
GATE_WINDOW	VARCHAR2(4)	Trading window applicable to the record (EA, EA2 or WD1)

Element Name	Format	Description
MSQ	NUMBER(8,3)	Aggregate Market Schedule Quantity.
SMP	NUMBER(8,2)	Aggregate System Marginal Price.
CURRENCY_FLAG	CHAR(1)	Euro (E) or Sterling Pound (P).

4.3.2 DAILY INDICATIVE EX-POST MARKET SCHEDULE DETAIL

Report Type: Market
Report Sub-Type: DAY_AHEAD
Periodicity: Daily
Report Name: MP_D_ExPostMktSchDetail
File Name: MP_D_ExPostMktSchDetail
Report Title: Daily Indicative Ex-Post Market Schedule Detail (D+1) (MP)
Audience: Market Participant Specific (MP)
Resolution: Trade Period (6:00 D to 6:00 D+1)
Frequency: Once Every Day, following each Ex-Post Indicative MSP Software Run at 15:20 TD+1

Element Name	Format	Description
TRADE_DATE	DATE (DD/MM/YYYY)	A 24-hour period containing forty eight 30-minute trading periods, except on the clock change days in spring and autumn when the Trading Day will last for 23 and 25 hours respectively The first trading period of the trading day commences at 06:00hrs.
PARTICIPANT_NAME	VARCHAR2(32)	The Account PT Identifier, which represents the name of Market Participant, as registered in the CMS.
RESOURCE_NAME	VARCHAR2(32)	The name of the resource (e.g. the name of the Generating Unit, Supplier Unit, Demand Side Unit, Interconnector Unit or Interconnector for which data is being reported).
RESOURCE_TYPE	VARCHAR2(4)	Indicates the type of resource for which data is being submitted - for example, this will indicate if a resource is predictable or variable and whether it is a price taker or price maker. Permitted values include: PPMG, PPTG, VPMG, VPTG, APTG, DU, SU and I.
DELIVERY_DATE	DATE (DD/MM/YYYY)	Calendar Day (referred to as "Day" in the Code).
DELIVERY_HOUR	NUMBER(2)	The hour of the day, based on the end of hour convention.

DELIVERY_INTERVAL	NUMBER(2)	Will be 1 or 2, to split an hour into two equal Trading Periods (i.e. 1 denotes the first half-hour and 2 denotes the second half-hour).
GATE_WINDOW	VARCHAR2(4)	Trading window applicable to the record (EA, EA2 or WD1). (This is needed to identify an Interconnector Unit)
SCHEDULE_QUANTITY	NUMBER(8,3)	Market Schedule Quantity.
SMP	NUMBER(8,2)	System Marginal Price.
CURRENCY_FLAG	CHAR(1)	Euro (E) or Sterling Pound (P).
ACTUAL_AVAIL	NUMBER(11,3)	Actual Availability (AAuh)
MINIMUM_GENERATION	NUMBER(11,3)	Minimum Generation MW.
MINIMUM_OUTPUT	NUMBER(11,3)	Minimum Output.
AVAILABILITY_PROFILE	NUMBER(11,3)	Availability Profile (APuh)

4.3.3 DAILY EX-POST INDICATIVE ACTUAL LOAD SUMMARY

Report Type: Market
Report Sub-Type: DAY_AHEAD
Periodicity: Daily
Report Name: PUB_D_ActualLoadSummary
File Name: PUB_D_ActualLoadSummary
Report Title: Daily Ex-Post Indicative Actual Load Summary (PUBLIC)
Audience: Public
Resolution: Trade Period (6:00 D to 6:00 D+1)
Frequency: Once Every Day at 15:45 TD+1

Element Name	Format	Description
TRADE_DATE	DATE (DD/MM/YYYY)	A 24-hour period containing forty eight 30-minute trading periods, except on the clock change days in spring and autumn when the Trading Day will last for 23 and 25 hours respectively The first trading period of the trading day commences at 06:00hrs.
JURISDICTION	VARCHAR2(4)	Republic of Ireland (ROI) or Northern Ireland (NI) as appropriate.
DELIVERY_DATE	DATE (DD/MM/YYYY)	Calendar Day (referred to as "Day" in the Code).
DELIVERY_HOUR	NUMBER(2)	The hour of the day, based on the end of hour convention.

DELIVERY_INTERVAL	NUMBER(2)	Will be 1 or 2, to split an hour into two equal Trading Periods (i.e. 1 denotes the first half-hour and 2 denotes the second half-hour).
RUN_TYPE	VARCHAR2(4)	MSP Software Run applicable to the report.
ACTUAL_LOAD_MW	NUMBER(8,3)	Actual Load in MW.

4.3.4 DAILY INDICATIVE ACTUAL SCHEDULES (MP)

Report Type: Market
Report Sub-Type: DAY_AHEAD
Periodicity: Daily
Report Name: MP_D_IndicativeActualSchedules
File Name: MP_D_IndicativeActualSchedules
Report Title: Daily Indicative Actual Schedule (MP)
Audience: Market Participant Specific (MP)
Resolution: Trade Period (6:00 D to 6:00 D+1)
Frequency: 15:59 TD-1, 01:00 TD.

Element Name	Format	Description
TRADE_DATE	DATE (DD/MM/YYYY)	A 24-hour period containing forty eight 30-minute trading periods, except on the clock change days in spring and autumn when the Trading Day will last for 23 and 25 hours respectively The first trading period of the trading day commences at 06:00hrs.
RESOURCE_NAME	VARCHAR2(32)	The name of the resource (e.g. the name of the Generating Unit, Supplier Unit, Demand Side Unit, Interconnector for which data is being reported).
RESOURCE_TYPE	VARCHAR2(4)	Indicates the type of resource for which data is being submitted - for example, this will indicate if a resource is predictable or variable and whether it is a price taker or price maker. Permitted values are: PPMG, PPTG, VPMG, VPTG, APTG, DU, SU and I.
JURISDICTION	VARCHAR2(4)	Republic of Ireland (ROI) or Northern Ireland (NI) as appropriate.
DELIVERY_DATE	DATE (DD/MM/YYYY)	Calendar Day (referred to as "Day" in the Code).
DELIVERY_HOUR	NUMBER(2)	The hour of the day, based on the end of hour convention.

Element Name	Format	Description
DELIVERY_INTERVAL	NUMBER(2)	Will be 1 or 2, to split an hour into two equal Trading Periods (i.e. 1 denotes the first half-hour and 2 denotes the second half-hour).
SCHEDULE_MW	NUMBER(8,3)	Operational Schedule Quantity (MW values).
POST_TIME	DATE (DD/MM/YYYY, HH24:MI:SS)	Time at which RCUC has generated the current Operational Schedule.

4.3.5 DAILY WITHIN DAY ACTUAL SCHEDULES

Report Type: Market
 Report Sub-Type: DAY_AHEAD
 Periodicity: Daily
 Report Name: MP_D_WithinDayActualSchedules
 File Name: MP_D_WithinDayActualSchedules
 Report Title: Daily Within Day Actual Schedules (MP)
 Audience: Market Participant Specific (MP)
 Resolution: Trade Period (6:00 D to 6:00 D+1)
 Frequency: 00:01 TD+1
 04:00 TD+1
 08:00 TD
 12:00 TD
 16:00 TD
 20:00 TD

Element Name	Format	Description
TRADE_DATE	DATE (DD/MM/YYYY)	<p>A 24-hour period containing forty eight 30-minute trading periods, except on the clock change days in spring and autumn when the Trading Day will last for 23 and 25 hours respectively</p> <p>The first trading period of the trading day commences at 06:00hrs.</p>
RESOURCE_NAME	VARCHAR2(32)	The name of the resource (e.g. the name of the Generating Unit, Supplier Unit, Demand Side Unit, Interconnector Unit or Interconnector for which data is being reported).

Element Name	Format	Description
RESOURCE_TYPE	VARCHAR2(4)	Indicates the type of resource for which data is being submitted - for example, this will indicate if a resource is predictable or variable and whether it is a price taker or price maker. Permitted values include: PPMG, PPTG, VPMG, VPTG, DU, SU and I.
JURISDICTION	VARCHAR2(4)	Republic of Ireland (ROI) or Northern Ireland (NI) as appropriate.
DELIVERY_DATE	DATE (DD/MM/YYYY)	Calendar Day (referred to as "Day" in the Code).
DELIVERY_HOUR	NUMBER(2)	The hour of the day, based on the end of hour convention.
DELIVERY_INTERVAL	NUMBER(2)	Will be 1 or 2, to split an hour into two equal Trading Periods (i.e. 1 denotes the first half-hour and 2 denotes the second half-hour).
SCHEDULE_MW	NUMBER(8,3)	Operational Schedule Quantity (MW values).
POST_TIME	DATE (DD/MM/YYYY, HH24:MI:SS)	Time at which RCUC has generated the current Operational Schedule.

4.3.6 DAILY METER DATA DETAIL D+1 (PRICE EFFECTING)

Report Type: Market
Report Sub-Type: Metering
Periodicity: Daily
Report Name: MP_D_MeterDataDetailD1
File Name: MP_D_MeterDataDetailD1
Report Title: Metered Data Detail (D+1) (MP)
Audience: Market Participant Specific (MP)
Resolution: Trade Period (6:00 D to 6:00 D+1)
Frequency: Once Every Day

Element Name	Format	Description
TRADE_DATE	DATE (DD/MM/YYYY)	A 24-hour period containing forty eight 30-minute trading periods, except on the clock change days in spring and autumn when the Trading Day will last for 23 and 25 hours respectively The first trading period of the trading day commences at 06:00hrs.
RESOURCE_NAME	VARCHAR2(32)	The name of the resource (e.g. the name of the Generating Unit, Supplier Unit, Demand Side Unit, Interconnector Unit or Interconnector for which data is being reported).
RESOURCE_TYPE	VARCHAR2(4)	Indicates the type of resource for which data is being submitted - for example, this will indicate if a resource is predictable or variable and whether it is a price taker or price maker. Permitted values include: PPMG, PPTG, VPMG, VPTG, DU, SU and I.
JURISDICTION	VARCHAR2(4)	Republic of Ireland (ROI) or Northern Ireland (NI) as appropriate.
DELIVERY_DATE	DATE (DD/MM/YYYY)	Calendar Day (referred to as "Day" in the Code).
DELIVERY_HOUR	NUMBER(2)	The hour of the day, based on the end of hour convention.
DELIVERY_INTERVAL	NUMBER(2)	Will be 1 or 2, to split an hour into two equal Trading Periods (i.e. 1 denotes the first half-hour and 2 denotes the second half-hour).
METERED_MW	NUMBER(8,3)	Metered MW represents the total generation when the resource type is PPMG, PPTG, VPMG, and APTG. Metered MW represents the total load when the resource type is DU and SU.

Element Name	Format	Description
METER_TRANSMISSION_TYPE	VARCHAR2(4)	Transmission Type: <ul style="list-style-type: none">• PED – Price Effecting Demand;• PEG – Price Effecting Generation;• NPED – Non-Price Effecting Demand;• NPEG – Non-Price Effecting Generation.• CJF – Cross-Jurisdictional Power Flow.

4.3.7 DAILY METER DATA DETAIL D+3 (PRICE EFFECTING)

Report Type: Market
Report Sub-Type: Metering
Periodicity: Daily
Report Name: MP_D_MeterDataDetailD3
File Name: MP_D_MeterDataDetailD3
Report Title: Metered Data Detail (D+3) (MP)
Audience: Market Participant Specific (MP)
Resolution: Trade Period (6:00 D to 6:00 D+1)
Frequency: Once Every Day

Element Name	Format	Description
TRADE_DATE	DATE (DD/MM/YYYY)	A 24-hour period containing forty eight 30-minute trading periods, except on the clock change days in spring and autumn when the Trading Day will last for 23 and 25 hours respectively The first trading period of the trading day commences at 06:00hrs.
RESOURCE_NAME	VARCHAR2(32)	The name of the resource (e.g. the name of the Generating Unit, Supplier Unit, Demand Side Unit, Interconnector Unit or Interconnector for which data is being reported).
RESOURCE_TYPE	VARCHAR2(4)	Indicates the type of resource for which data is being submitted - for example, this will indicate if a resource is predictable or variable and whether it is a price taker or price maker. Permitted values include: PPMG, PPTG, VPMG, VPTG, DU, SU and I.
JURISDICTION	VARCHAR2(4)	Republic of Ireland (ROI) or Northern Ireland (NI) as appropriate.

Element Name	Format	Description
DELIVERY_DATE	DATE (DD/MM/YYYY)	Calendar Day (referred to as “Day” in the Code).
DELIVERY_HOUR	NUMBER(2)	The hour of the day, based on the end of hour convention.
DELIVERY_INTERVAL	NUMBER(2)	Will be 1 or 2, to split an hour into two equal Trading Periods (i.e. 1 denotes the first half-hour and 2 denotes the second half-hour).
METERED_MW	NUMBER(8,3)	Metered MW represents the total generation when the resource type is PPMG, PPTG, VPMG, and APTG. Metered MW represents the total load when the resource type is DU and SU.
METER_TRANSMISSION_TYPE	VARCHAR2(12)	Transmission Type: <ul style="list-style-type: none">• PED – Price Effecting Demand;• PEG – Price Effecting Generation;• NPED – Non-Price Effecting Demand;• NPEG – Non-Price Effecting Generation;• CJF – Cross-Jurisdictional Power Flow.

4.3.8 DAILY INITIAL EX-POST MARKET SCHEDULE DETAILS

Report Type: Market
Report Sub-Type: DAY_AHEAD
Periodicity: Daily
Report Name: MP_D_InitialExPostMktSchDetail
File Name: MP_D_InitialExPostMktSchDetail
Report Title: Daily Initial Ex-Post Market Schedule Details (D+4) (MP)
Audience: Market Participant Specific (MP)
Resolution: Trade Period (6:00 D to 6:00 D+1)
Frequency: Following completion of each Ex-Post Initial MSP Software Run (EP2) at 15:45 TD+4.

Element Name	Format	Description
TRADE_DATE	DATE (DD/MM/YYYY)	<p>A 24-hour period containing forty eight 30-minute trading periods, except on the clock change days in spring and autumn when the Trading Day will last for 23 and 25 hours respectively</p> <p>The first trading period of the trading day commences at 06:00hrs.</p>

Element Name	Format	Description
PARTICIPANT_NAME	CHAR(32)	The Account PT Identifier, which represents the name of Market Participant, as registered in the CMS.
RESOURCE_NAME	VARCHAR2(32)	The name of the resource (e.g. the name of the Generating Unit, Supplier Unit, Demand Side Unit, Interconnector Unit or Interconnector for which data is being reported).
RESOURCE_TYPE	VARCHAR2(4)	Indicates the type of resource for which data is being submitted - for example, this will indicate if a resource is predictable or variable and whether it is a price taker or price maker. Permitted values include: PPMG, PPTG, VPMG, VPTG, APTG, DU, SU and I.
DELIVERY_DATE	DATE (DD/MM/YYYY)	Calendar Day (referred to as "Day" in the Code).
DELIVERY_HOUR	NUMBER(2)	The hour of the day, based on the end of hour convention.
DELIVERY_INTERVAL	NUMBER(2)	Will be 1 or 2, to split an hour into two equal Trading Periods (i.e. 1 denotes the first half-hour and 2 denotes the second half-hour).
GATE_WINDOW	VARCHAR2(4)	Trading window applicable to the record (EA, EA2 or WD1)
SCHEDULE_QUANTITY	NUMBER(8,3)	Market Schedule Quantity.
INITIAL_SMP	NUMBER(8,2)	System Marginal Price.
CURRENCY_FLAG	CHAR(1)	Euro (E) or Sterling Pound (P).
ACTUAL_AVAIL	NUMBER(8,3)	Actual Availability (AAuh)
MINIMUM_GENERATION	NUMBER(8,3)	Minimum Generation MW.
MINIMUM_OUTPUT	NUMBER(8,3)	Minimum Output.
AVAILABILITY_PROFILE	NUMBER(8,3)	Availability Profile (APuh)

4.3.9 DAILY EX-POST INITIAL SHADOW PRICES

Report Type: Market
 Report Sub-Type: DAY_AHEAD
 Periodicity: Daily
 Report Name: PUB_D_EPInitShadowPrices
 File Name: PUB_D_EPInitShadowPrices
 Report Title: Daily Ex-Post Initial Shadow Prices (PUBLIC)
 Audience: Public
 Resolution: Trade Period (6:00 D to 6:00 D+1)
 Frequency: Once Every Day at 16:10 TD+4

Element Name	Format	Description
TRADE_DATE	DATE (DD/MM/YYYY)	A 24-hour period containing forty eight 30-minute trading periods, except on the clock change days in spring and autumn when the Trading Day will last for 23 and 25 hours respectively. The first trading period of the trading day commences at 06:00hrs.
DELIVERY_DATE	DATE (DD/MM/YYYY)	Calendar Day (referred to as "Day" in the Code).
DELIVERY_HOUR	NUMBER(2)	The hour of the day, based on the end of hour convention.
DELIVERY_INTERVAL	NUMBER(1)	Will be 1 or 2, to split an hour into two equal Trading Periods (i.e. 1 denotes the first half-hour and 2 denotes the second half-hour).
CURRENCY_FLAG	CHAR(1)	Euro (E) or Sterling Pound (P).
SHADOW_PRICE	NUMBER(8,2)	The additional cost of delivering an additional MW of energy in addition to the value of Schedule Demand. This is generally the price for the marginal Generating Unit.

4.3.10 DAILY EX-ANTE INDICATIVE SHADOW PRICES

Report Type: Market

Report Sub-Type: DAY_AHEAD

Periodicity: Daily

Report Name: PUB_D_EAShadowPrices

File Name: PUB_D_EAShadowPrices_<RUN_TYPE>
Where RUN_TYPE is one of EA, EA2 or WD1.

Report Title: Daily Ex-Ante Indicative Shadow Prices (PUBLIC)

Audience: Public

Resolution: Trade Period (6:00 D to 6:00 D+1)

Frequency: Upon completion of each Ex-Ante MSP Software Run (EA, EA2 or WD1) at the following times: 10:59 TD-1
12:59 TD-1
07:29 TD

Element Name	Format	Description
TRADE_DATE	DATE (DD/MM/YYYY)	A 24-hour period containing forty eight 30-minute trading periods, except on the clock change days in spring and autumn when the Trading Day will last for 23 and 25 hours respectively. The first trading period of the trading day commences at 06:00hrs.

Element Name	Format	Description
DELIVERY_DATE	DATE (DD/MM/YYYY)	Calendar Day (referred to as “Day” in the Code).
DELIVERY_HOUR	NUMBER(2)	The hour of the day, based on the end of hour convention.
DELIVERY_INTERVAL	NUMBER(1)	Will be 1 or 2, to split an hour into two equal Trading Periods (i.e. 1 denotes the first half-hour and 2 denotes the second half-hour).
RUN_TYPE	VARCHAR2(4)	Ex-Ante MSP Software Run applicable to the report (EA, EA2 or WD1).
CURRENCY_FLAG	CHAR(1)	Euro (E) or Sterling Pound (P).
SHADOW_PRICE	NUMBER(8,2)	The additional cost of delivering an additional MW of energy in addition to the value of Schedule Demand. This is generally the price for the marginal Generating Unit.

4.3.11 DAILY EX-POST INDICATIVE SHADOW PRICES

Report Type: Market
Report Sub-Type: DAY_AHEAD
Periodicity: Daily
Report Name: PUB_D_EPIndShadowPrices
File Name: PUB_D_EPIndShadowPrices
Report Title: Daily Ex Post Indicative Shadow Prices (PUBLIC)
Audience: Public
Resolution: Trade Period (6:00 D to 6:00 D+1)
Frequency: Once Every Day at 15:30 TD+1.

Element Name	Format	Description
--------------	--------	-------------

Element Name	Format	Description
TRADE_DATE	DATE (DD/MM/YYYY)	A 24-hour period containing forty eight 30-minute trading periods, except on the clock change days in spring and autumn when the Trading Day will last for 23 and 25 hours respectively. The first trading period of the trading day commences at 06:00hrs.
DELIVERY_DATE	DATE (DD/MM/YYYY)	Calendar Day (referred to as "Day" in the Code).
DELIVERY_HOUR	NUMBER(2)	The hour of the day, based on the end of hour convention.
DELIVERY_INTERVAL	NUMBER(1)	Will be 1 or 2, to split an hour into two equal Trading Periods (i.e. 1 denotes the first half-hour and 2 denotes the second half-hour).
CURRENCY_FLAG	CHAR(1)	Euro (E) or Sterling Pound (P).
SHADOW_PRICE	NUMBER(8,2)	The additional cost of delivering an additional MW of energy in addition to the value of Schedule Demand. This is generally the price for the marginal Generating Unit.

4.3.12 MONTHLY ALL GENERATOR OUTAGE SCHEDULES

This report is manually published on the SEMO website in PDF format, when provided by the TSO.

4.3.13 MONTHLY PLANNED GENERATOR OUTAGE SCHEDULES

This report is manually published on the SEMO website in PDF format, when provided by the TSO.

4.3.14 MONTHLY GENERATOR OUTAGE SUMMARY

This report is manually published on the SEMO website in PDF format, when provided by the TSO.

4.3.15 DAILY GENERATOR OUTAGE SCHEDULES

This report is manually published on the SEMO website in PDF format, when provided by the TSO.

4.3.16 DAILY INTERCONNECTOR CAPACITY ACTIVE HOLDINGS (MP)

Report Type: System
Report Sub-Type: Interconnector
Periodicity: Daily
Report Name: MP_D_IntconnCapActHoldResults
File Name: MP_D_IntconnCapActHoldResults
Report Title: Daily Interconnector Capacity Active Holdings (MP)
Audience: Market Participant Specific (MP)
Resolution: Trade Period (6:00 D to 6:00 D+1)

Frequency: Once Every Day, at 09:26 TD-1.

Element Name	Format	Description
TRADE_DATE	DATE (DD/MM/YYYY)	A 24-hour period containing forty eight 30-minute trading periods, except on the clock change days in spring and autumn when the Trading Day will last for 23 and 25 hours respectively The first trading period of the trading day commences at 06:00hrs.
RESOURCE_NAME	VARCHAR2(32)	The name of the resource (e.g. the name of the Generating Unit, Supplier Unit, Demand Side Unit, Interconnector Unit or Interconnector for which data is being reported).
DELIVERY_DATE	DATE (DD/MM/YYYY)	Calendar Day (referred to as "Day" in the Code).
DELIVERY_HOUR	NUMBER(2)	The hour of the day, based on the end of hour convention.
DELIVERY_INTERVAL	NUMBER(2)	Will be 1 or 2, to split an hour into two equal Trading Periods (i.e. 1 denotes the first half-hour and 2 denotes the second half-hour).
INTERCONNECTOR_EXPORT_CAPACITY	NUMBER(8,3)	Maximum Interconnector Export Capacity offered on the Interconnector Unit in each Trading Period in the optimisation time horizon of the Indicative Market Schedule.
INTERCONNECTOR_IMPORT_CAPACITY	NUMBER(8,3)	Maximum Interconnector Import Capacity offered on the Interconnector Unit in each Trading Period in the optimisation time horizon of the Indicative Market Schedule.

4.3.17 INTENTIONALLY BLANK

Intentionally blank for document indexing reasons.

4.3.18 DAILY EX-ANTE INTERCONNECTOR NOMINATIONS

Report Type: System
Report Sub-Type: Interconnector
Periodicity: Daily
Report Name: MP_D_ExAnteIntconnNominations
File Name: MP_D_ExAnteIntconnNominations_<RUN_TYPE>
Where RUN_TYPE is one of EA, EA2 or WD1.
Report Title: Daily Ex-Ante Interconnector Nominations (D-1) (MP)
Audience: Market Participant Specific (MP)
Resolution: Trade Period (6:00 D to 6:00 D+1)
Frequency: Following completion of each Ex-Ante MSP Software Run (EA, EA2 or WD1)

Element Name	Format	Description
TRADE_DATE	DATE (DD/MM/YYYY)	A 24-hour period containing forty eight 30-minute trading periods, except on the clock change days in spring and autumn when the Trading Day will last for 23 and 25 hours respectively The first trading period of the trading day commences at 06:00hrs.
PARTICIPANT_NAME	CHAR(32)	The Account PT Identifier, which represents the name of Market Participant, as registered in the CMS.
RESOURCE_NAME	VARCHAR2(32)	The name of the resource (e.g. the name of the Generating Unit, Supplier Unit, Demand Side Unit, Interconnector Unit or Interconnector for which data is being reported).
RUN_TYPE	VARCHAR2(4)	Ex-Ante MSP Software Run applicable to the report (EA, EA2 or WD1).
GATE_WINDOW	VARCHAR2(4)	Trading window applicable to the record (EA, EA2 or WD1)
DELIVERY_DATE	DATE (DD/MM/YYYY)	Calendar Day (referred to as "Day" in the Code).
DELIVERY_HOUR	NUMBER(2)	The hour of the day, based on the end of hour convention.
DELIVERY_INTERVAL	NUMBER(2)	Will be 1 or 2, to split an hour into two equal Trading Periods (i.e. 1 denotes the first half-hour the first half-hour and 2 denotes the second half-hour).
UNIT_NOMINATION	NUMBER(8,3)	Quantity nominated for import or export for an Interconnector Unit as calculated by the relevant Ex-Ante Market Schedule.

4.3.19 DAILY EX-POST INDICATIVE INTERCONNECTOR NOMINATIONS

Report Type: System
Report Sub-Type: Interconnector
Periodicity: Daily
Report Name: MP_D_ExPostIndIntconnNominations
File Name: MP_D_ExPostIndIntconnNominations
Report Title: Daily Ex-Post Indicative Interconnector Nominations (D+1) (MP)
Audience: Market Participant Specific (MP)
Resolution: Trade Period (6:00 D to 6:00 D+1)
Frequency: Following successful completion of each EP1 MSP Software Run

Element Name	Format	Description
TRADE_DATE	DATE (DD/MM/YYYY)	A 24-hour period containing forty eight 30-minute trading periods, except on the clock change days in spring and autumn when the Trading Day will last for 23 and 25 hours respectively The first trading period of the trading day commences at 06:00hrs.
PARTICIPANT_NAME	CHAR(32)	The Account PT Identifier, which represents the name of Market Participant, as registered in the CMS.
RESOURCE_NAME	VARCHAR2(32)	The name of the resource (e.g. the name of the Generating Unit, Supplier Unit, Demand Side Unit, Interconnector Unit or Interconnector for which data is being reported).
DELIVERY_DATE	DATE (DD/MM/YYYY)	Calendar Day (referred to as "Day" in the Code).
DELIVERY_HOUR	NUMBER(2)	The hour of the day, based on the end of hour convention.
DELIVERY_INTERVAL	NUMBER(2)	Will be 1 or 2, to split an hour into two equal Trading Periods (i.e. 1 denotes the first half-hour and 2 denotes the second half-hour).
RUN_TYPE	VARCHAR2(4)	MSP Software Run applicable to the report (EP1).
GATE_WINDOW	VARCHAR2(4)	Trading window applicable to the record (EA, EA2 or WD1)
UNIT_NOMINATION	NUMBER(8,3)	Quantity nominated for import or export for an Interconnector Unit as calculated by the Indicative Ex-Post Market Schedule.

4.3.20 DAILY EX-POST INITIAL INTERCONNECTOR NOMINATIONS

Report Type: System
Report Sub-Type: Interconnector
Periodicity: Daily
Report Name: MP_D_ExPostInitIntconnNominations
File Name: MP_D_ExPostInitIntconnNominations
Report Title: Daily Ex-Post Initial Interconnector Nominations (D+4) (MP)
Audience: Market Participant Specific (MP)
Resolution: Trade Period (6:00 D to 6:00 D+1)
Frequency: Following successful completion of each EP2 MSP Software Run

Element Name	Format	Description
TRADE_DATE	DATE (DD/MM/YYYY)	A 24-hour period containing forty eight 30-minute trading periods, except on the clock change days in spring and autumn when the Trading Day will last for 23 and 25 hours respectively The first trading period of the trading day commences at 06:00hrs.
PARTICIPANT_NAME	CHAR(32)	The Account PT Identifier, which represents the name of Market Participant, as registered in the CMS.
RESOURCE_NAME	VARCHAR2(32)	The name of the resource (e.g. the name of the Generating Unit, Supplier Unit, Demand Side Unit, Interconnector Unit or Interconnector for which data is being reported).
DELIVERY_DATE	DATE (DD/MM/YYYY)	Calendar Day (referred to as "Day" in the Code).
DELIVERY_HOUR	NUMBER(2)	The hour of the day, based on the end of hour convention.
DELIVERY_INTERVAL	NUMBER(2)	Will be 1 or 2, to split an hour into two equal Trading Periods (i.e. 1 denotes the first half-hour and 2 denotes the second half-hour).
RUN_TYPE	VARCHAR2(4)	MSP Software Run applicable to the report (EP2).
GATE_WINDOW	VARCHAR2(4)	Trading window applicable to the record (EA, EA2 or WD1)
UNIT_NOMINATION	NUMBER(8,3)	Quantity nominated for import or export for an Interconnector Unit as calculated by the Initial Ex-Post Market Schedule.

4.3.21 DAILY INTERCONNECTOR MODIFIED NOMINATIONS

Report Type: System
Report Sub-Type: Interconnector

Periodicity: Daily
Report Name: MP_D_IntconnModNominations
File Name: MP_D_IntconnModNominations
Report Title: Daily Interconnector Modified Nominations (MP)
Audience: Market Participant Specific (MP)
Resolution: Trade Period (6:00 D to 6:00 D+1)
Frequency: Following receipt of MIUN Data Transaction

Element Name	Format	Description
TRADE_DATE	DATE (DD/MM/YYYY)	A 24-hour period containing forty eight 30-minute trading periods, except on the clock change days in spring and autumn when the Trading Day will last for 23 and 25 hours respectively The first trading period of the trading day commences at 06:00hrs.
PARTICIPANT_NAME	CHAR(32)	The Account PT Identifier, which represents the name of Market Participant, as registered in the CMS.
RESOURCE_NAME	VARCHAR2(32)	The name of the resource (e.g. the name of the Generating Unit, Supplier Unit, Demand Side Unit, Interconnector Unit or Interconnector for which data is being reported).
DELIVERY_DATE	DATE (DD/MM/YYYY)	Calendar Day (referred to as "Day" in the Code).
DELIVERY_HOUR	NUMBER(2)	The hour of the day, based on the end of hour convention.
DELIVERY_INTERVAL	NUMBER(2)	Will be 1 or 2, to split an hour into two equal Trading Periods (i.e. 1 denotes the first half-hour and 2 denotes the second half-hour).
RUN_TYPE	VARCHAR2(4)	MSP Software Run applicable to the report.
GATE_WINDOW	VARCHAR2(4)	Trading window applicable to the record (EA, EA2 or WD1)
UNIT_NOMINATION	NUMBER(8,3)	Quantity nominated for import or export for an Interconnector Unit.

4.3.22 DAILY REVISED INTERCONNECTOR MODIFIED NOMINATIONS (D+1)

Report Type: System
Report Sub-Type: Interconnector
Periodicity: Daily
Report Name: MP_D_RevIntconnModNominations
File Name: MP_D_RevIntconnModNominations
Report Title: Daily Revised Interconnector Modified Nominations (MP)

Audience: Market Participant Specific (MP)
Resolution: Trade Period (6:00 D to 6:00 D-1)
Frequency: Day After Trading Day at 15:00 (TD+1)

Element Name	Format	Description
TRADE_DATE	DATE (DD/MM/YYYY)	A 24-hour period containing forty eight 30-minute trading periods, except on the clock change days in spring and autumn when the Trading Day will last for 23 and 25 hours respectively The first trading period of the trading day commences at 06:00hrs.
PARTICIPANT_NAME	CHAR(32)	The Account PT Identifier, which represents the name of Market Participant, as registered in the CMS.
RESOURCE_NAME	VARCHAR2(32)	The name of the resource (e.g. the name of the Generating Unit, Supplier Unit, Demand Side Unit, Interconnector Unit or Interconnector for which data is being reported).
DELIVERY_DATE	DATE (DD/MM/YYYY)	Calendar Day (referred to as "Day" in the Code).
DELIVERY_HOUR	NUMBER(2)	The hour of the day, based on the end of hour convention.
DELIVERY_INTERVAL	NUMBER(2)	Will be 1 or 2, to split an hour into two equal Trading Periods (i.e. 1 denotes the first half-hour and 2 denotes the second half-hour).
RUN_TYPE	VARCHAR2(4)	MSP Software Run applicable to the report.
GATE_WINDOW	VARCHAR2(4)	Trading window applicable to the record (EA, EA2 or WD1)
UNIT_NOMINATION	NUMBER(8,3)	Quantity nominated for import or export for an Interconnector Unit, after output from Indicative Market Schedule is verified against capacity allocations on the Interconnector.

4.3.23 DAILY REVISED INTERCONNECTOR MODIFIED NOMINATIONS (D+4)

Report Type: System
Report Sub-Type: Interconnector
Periodicity: Daily
Report Name: MP_D_RevIntconnModNominationsD4
File Name: MP_D_RevIntconnModNominationsD4
Report Title: Daily Revised Interconnector Modified Nominations (D+4) (MP)
Audience: Market Participant Specific (MP)
Resolution: Trade Period (6:00 D to 6:00 D-1)
Frequency: Four Days After Trading Day at 15:45 (TD+4).

Element Name	Format	Description
TRADE_DATE	DATE (DD/MM/YYYY)	A 24-hour period containing forty eight 30-minute trading periods, except on the clock change days in spring and autumn when the Trading Day will last for 23 and 25 hours respectively The first trading period of the trading day commences at 06:00hrs.
PARTICIPANT_NAME	CHAR(32)	The Account PT Identifier, which represents the name of Market Participant, as registered in the CMS.
RESOURCE_NAME	VARCHAR2(32)	The name of the resource (e.g. the name of the Generating Unit, Supplier Unit, Demand Side Unit, Interconnector Unit or Interconnector for which data is being reported).
DELIVERY_DATE	DATE (DD/MM/YYYY)	Calendar Day (referred to as "Day" in the Code).
DELIVERY_HOUR	NUMBER(2)	The hour of the day, based on the end of hour convention.
DELIVERY_INTERVAL	NUMBER(2)	Will be 1 or 2, to split an hour into two equal Trading Periods (i.e. 1 denotes the first half-hour and 2 denotes the second half-hour).
RUN_TYPE	VARCHAR2(4)	MSP Software Run applicable to the report.
GATE_WINDOW	VARCHAR2(4)	Trading window applicable to the record (EA, EA2 or WD1)
UNIT_NOMINATION	NUMBER(8,3)	Quantity nominated for import or export for an Interconnector Unit, after output from Initial Market Schedule is verified against capacity allocations on the Interconnector.

4.3.24 DAILY AGGREGATED INTERCONNECTOR UNIT NOMINATIONS

Report Type: System
Report Sub-Type: Interconnector
Periodicity: Daily
Report Names: MP_D_AggIntconnUsrNominations
File Name: MP_D_AggIntconnUsrNominations_<RUN_TYPE>
Where RUN_TYPE is one of EA, EA2 or WD1.
Report Title: Daily Aggregated Interconnector Unit Nominations (MP)
Audience: Market Participant Specific (MP)
Resolution: Trade Period (6:00 D to 6:00 D+1)
Frequency: Automatically following successful completion of each Ex-Ante MSP Software

Run (EA, EA2 or WD1).

Element Name	Format	Description
TRADE_DATE	DATE (DD/MM/YYYY)	A 24-hour period containing forty eight 30-minute trading periods, except on the clock change days in spring and autumn when the Trading Day will last for 23 and 25 hours respectively The first trading period of the trading day commences at 06:00hrs.
RESOURCE_NAME	VARCHAR2(32)	Resource Name (Interconnector)
DELIVERY_DATE	DATE (DD/MM/YYYY)	Calendar Day (referred to as "Day" in the Code).
DELIVERY_HOUR	NUMBER(2)	The hour of the day, based on the end of hour convention.
DELIVERY_INTERVAL	NUMBER(2)	Will be 1 or 2, to split an hour into two equal Trading Periods (i.e. 1 denotes the first half-hour and 2 denotes the second half-hour).
UNIT_NOMINATION	NUMBER(8,3)	Quantity nominated for import or export for an Interconnector Unit, after output from Indicative Market Schedule is verified against capacity allocations on the Interconnector.

4.3.25 DAILY MARKET OPERATIONS NOTIFICATIONS

Report Type: Application
Report Sub-Type: Notifications
Periodicity: Daily
Report Name: PUB_D_AdvInfo
File Name: PUB_D_AdvInfo
Report Title: Daily Market Operations Notifications (PUBLIC)
Audience: Public
Resolution: As Issued (Time Stamped)
Frequency: Once Every Day at 04:00 TD+1

Element Name	Format	Description
ISSUE_DATE	DATE (DD/MM/YYYY HH24:MI:SS)	Notification Issue time stamp.
PARTICIPANT_NAME	VARCHAR2(12)	The Account PT Identifier, which represents the name of Market Participant, as registered in the CMS. (Always "ALL".)
SEVERITY	CHAR(1)	Issue priority.
MESSAGE	VARCHAR2(252)	Issue content.

4.3.26 DAILY DISPATCH INSTRUCTIONS (D+1)

Report Type: Market
Report Sub-Type: DAY_AHEAD
Periodicity: Daily
Report Name: PUB_D_DispatchInstructions
File Name: PUB_D_DispatchInstructions
Report Title: Daily Dispatch Instructions (D+1) (PUBLIC)
Audience: Public
Resolution: Trade Period (6:00 D to 6:00 D+1)
Frequency: Once Every Day at 15:30 TD+1

Element Name	Format	Description
INSTRUCTION_TIMESTAMP	DATE (DD/MM/YYYY HH24:MI:SS)	Dispatch Instruction effective time stamp.
PARTICIPANT_NAME	VARCHAR2(12)	The Account PT Identifier, which represents the name of Market Participant, as registered in the CMS.
RESOURCE_NAME	VARCHAR2(32)	The name of the resource (e.g. the name of the Generating Unit, Supplier Unit, Demand Side Unit, Interconnector Unit or Interconnector for which data is being reported).
DISPATCH_INSTRUCTION	NUMBER(8,3)	An instruction (MW) given by the System Operator to the Generator or the Generator's approved representative for the scheduling of a generating unit or for changes to the output manner of operation of a Generation Unit in accordance with the Grid Code.
INSTRUCTION_CODE	VARCHAR2(4)	Instruction Code, denoting instructions such as MWOF and SYNC given to Generating Units and Demand Side Units.
INSTRUCTION_COMBINATION_CODE	VARCHAR2(4)	Instruction Combination Code.
INSTRUCTION_ISSUE_TIME	DATE (DD/MM/YYYY HH24:MI:SS)	Instruction Issue Time (the time at which the instruction was issued).
RAMP_UP_RATE	NUMBER(8,3)	Ramp Up Rate (used in NI only to limit ramping for operational reasons)
RAMP_DOWN_RATE	NUMBER(8,3)	Ramp Down Rate (used in NI only to limit ramping for operational reasons).

4.3.27 DAILY DISPATCH INSTRUCTIONS (D+3)

Report Type: Market
Report Sub-Type: DAY_AHEAD
Periodicity: Daily
Report Name: PUB_D_DispatchInstructionsD3
File Name: PUB_D_DispatchInstructionsD3
Report Title: Daily Dispatch Instructions (D+3) (PUBLIC)
Audience: Public
Resolution: Trade Period (6:00 D to 6:00 D+1)
Frequency: Once Every Day at 15:30 TD+3

Element Name	Format	Description
INSTRUCTION_TIMESTAMP	DATE (DD/MM/YYYY HH24:MI:SS)	Dispatch Instruction effective time stamp.
PARTICIPANT_NAME	VARCHAR2(12)	The Account PT Identifier, which represents the name of Market Participant, as registered in the CMS.
RESOURCE_NAME	VARCHAR2(32)	The name of the resource (e.g. the name of the Generating Unit, Supplier Unit, Demand Side Unit, Interconnector Unit or Interconnector for which data is being reported).
DISPATCH_INSTRUCTION	NUMBER(8,3)	An instruction (MW) given by the System Operator to the Generator or the Generator's approved representative for the scheduling of a generating unit or for changes to the output manner of operation of a Generation Unit in accordance with the Grid Code.
INSTRUCTION_CODE	VARCHAR2(4)	Instruction Code, denoting instructions such as MWOF and SYNC given to Generating Units and Demand Side Units.
INSTRUCTION_COMBINATION_CODE	VARCHAR2(4)	Instruction Combination Code.
INSTRUCTION_ISSUE_TIME	DATE (DD/MM/YYYY HH24:MI:SS)	Instruction Issue Time (the time at which the instruction was issued).
RAMP_UP_RATE	NUMBER(8,3)	Ramp Up Rate (used in NI only to limit ramping for operational reasons)
RAMP_DOWN_RATE	NUMBER(8,3)	Ramp Down Rate (used in NI only to limit ramping for operational reasons).

4.3.28 DAILY INTERCONNECTOR NET ACTUAL

Report Type: Market
Report Sub-Type: DAY_AHEAD
Periodicity: Daily
Report Name: PUB_D_IntconnNetActual
File Name: PUB_D_IntconnNetActual
Report Title: Daily Interconnector Net Actual (PUBLIC)
Audience: Public
Resolution: Trade Period (6:00 D to 6:00 D+1)
Frequency: Automatically following completion of each MSP Software Run (EA, EA2, WD1, EP1, EP2)

Note: This report will be overwritten each time it is published on the same day.

Element Name	Format	Description
TRADE_DATE	DATE (DD/MM/YYYY)	A 24-hour period containing forty eight 30-minute trading periods, except on the clock change days in spring and autumn when the Trading Day will last for 23 and 25 hours respectively The first trading period of the trading day commences at 06:00hrs.
PARTICIPANT_NAME	VARCHAR2(12)	The Account PT Identifier, which represents the name of Market Participant, as registered in the CMS.
RESOURCE_NAME	VARCHAR2(32)	Resource Name (Interconnector)
GATE_WINDOW	VARCHAR2(4)	Trading window applicable to the record (EA, EA2 or WD1)
DELIVERY_DATE	DATE (DD/MM/YYYY)	Calendar Day (referred to as "Day" in the Code).
DELIVERY_HOUR	NUMBER(2)	The hour of the day, based on the end of hour convention.
DELIVERY_INTERVAL	NUMBER(2)	Will be 1 or 2, to split an hour into two equal Trading Periods (i.e. 1 denotes the first half-hour and 2 denotes the second half-hour).
SCHEDULE_MW	NUMBER(8,3)	Market Schedule
RUN_TYPE	VARCHAR2(4)	MSP Software Run applicable to the report.

4.3.29 DAILY EX-ANTE MARKET SCHEDULE SUMMARY

Report Type: Market

Report Sub-Type: DAY_AHEAD
Periodicity: Daily
Report Name: PUB_D_ExAnteMktSchSummary
File Name: PUB_D_ExAnteMktSchSummary_<RUN_TYPE>
Where RUN_TYPE is one of EA, EA2 or WD1.

Report Title: Daily Ex-Ante Market Schedule Summary (D-1) (PUBLIC)
Audience: Public
Resolution: Trade Period (6:00 D to 6:00 D+1)
Frequency: Following completion of each Ex-Ante MSP Software Run (EA, EA2 or WD1)

Element Name	Format	Description
TRADE_DATE	DATE (DD/MM/YYYY)	A 24-hour period containing forty eight 30-minute trading periods, except on the clock change days in spring and autumn when the Trading Day will last for 23 and 25 hours respectively The first trading period of the trading day commences at 06:00hrs.
DELIVERY_DATE	DATE (DD/MM/YYYY)	Calendar Day (referred to as "Day" in the Code).
DELIVERY_HOUR	NUMBER(2)	The hour of the day, based on the end of hour convention.
DELIVERY_INTERVAL	NUMBER(2)	Will be 1 or 2, to split an hour into two equal Trading Periods (i.e. 1 denotes the first half-hour and 2 denotes the second half-hour).
RUN_TYPE	VARCHAR2(4)	MSP Software Run applicable to the report (EA, EA2 or WD1).
AGGREGATED_MSQ	NUMBER(8,3)	Aggregate Market Schedule Quantity
SMP	NUMBER(8,2)	System Marginal Price.
CURRENCY_FLAG	CHAR(1)	Euro (E) or Sterling Pound (P).

4.3.30 DAILY EX-ANTE MARKET SCHEDULE DETAIL (PUBLIC)

Report Type: Market
Report Sub-Type: DAY_AHEAD
Periodicity: Daily
Report Name: PUB_D_ExAnteMktSchDetail
File Name: PUB_D_ExAnteMktSchDetail_<RUN_TYPE>
Where RUN_TYPE is one of EA, EA2 or WD1.
Report Title: Daily Ex-Ante Market Schedule Detail (PUBLIC)

Audience: Public

Resolution: Trade Period (6:00 D to 6:00 D+1)

Frequency: PUB_D_ExAnteMktSchDetail_EA at 09:00am TD+1
PUB_D_ExAnteMktSchDetail_EA2 at 10:45am TD+1
PUB_D_ExAnteMktSchDetail_WD1 at 13:55pm TD+1

Element Name	Format	Description
TRADE_DATE	DATE (DD/MM/YYYY)	A 24-hour period containing forty eight 30-minute trading periods, except on the clock change days in spring and autumn when the Trading Day will last for 23 and 25 hours respectively The first trading period of the trading day commences at 06:00hrs.
PARTICIPANT_NAME	VARCHAR2(12)	The Account PT Identifier, which represents the name of Market Participant, as registered in the CMS.
RESOURCE_NAME	VARCHAR2(32)	The name of the resource (e.g. the name of the Generating Unit, Supplier Unit, Demand Side Unit, Interconnector for which data is being reported).
RESOURCE_TYPE	VARCHAR2(4)	Indicates the type of resource for which data is being submitted - for example this will indicate if a resource is predictable or variable and whether it is a price taker or price maker Permitted values include: PPMG, PPTG, VPMG, VPTG, APTG, DU, SU and I.
DELIVERY_DATE	DATE (DD/MM/YYYY)	Calendar Day (referred to as "Day" in the Code).
DELIVERY_HOUR	NUMBER(2)	The hour of the day, based on the end of hour convention.
DELIVERY_INTERVAL	NUMBER(2)	Will be 1 or 2, to split an hour into two equal Trading Periods (i.e. 1 denotes the first half-hour and 2 denotes the second half-hour).
RUN_TYPE	VARCHAR2(4)	MSP Software Run applicable to the report (EA, EA2 or WD1).
GATE_WINDOW	VARCHAR2(4)	Trading window applicable to the record (EA, EA2 or WD1)
MSQ	NUMBER(8,3)	Market Schedule Quantity.

4.3.31 DAILY INDICATIVE EX-POST MARKET SCHEDULE SUMMARY

Report Type: Market

Report Sub-Type: DAY_AHEAD

Periodicity: Daily
Report Name: PUB_D_ExPostMktSchSummary
File Name: PUB_D_ExPostMktSchSummary
Report Title: Daily Indicative Ex-Post Market Schedule Summary (D+1) (PUBLIC)
Audience: Public
Resolution: Trade Period (6:00 D to 6:00 D+1)
Frequency: Once Every Day at 15:20 TD+1

Element Name	Format	Description
TRADE_DATE	DATE (DD/MM/YYYY)	A 24-hour period containing forty eight 30-minute trading periods, except on the clock change days in spring and autumn when the Trading Day will last for 23 and 25 hours respectively The first trading period of the trading day commences at 06:00hrs.
DELIVERY_DATE	DATE (DD/MM/YYYY)	Calendar Day (referred to as "Day" in the Code).
DELIVERY_HOUR	NUMBER(2)	The hour of the day, based on the end of hour convention.
DELIVERY_INTERVAL	NUMBER(2)	Will be 1 or 2, to split an hour into two equal Trading Periods (i.e. 1 denotes the first half-hour and 2 denotes the second half-hour).
AGGREGATED_MSQ	NUMBER(8,3)	Aggregate Market Schedule Quantity.
SMP	NUMBER(8,2)	System Marginal Price.
CURRENCY_FLAG	CHAR(1)	Euro (E) or Sterling Pound (P).

4.3.32 DAILY METER DATA SUMMARY D+1 (PRICE EFFECTING)

Report Type: Market
Report Sub-Type: Metering
Periodicity: Daily
Report Name: PUB_D_MeterDataSummaryD1
File Name: PUB_D_MeterDataSummaryD1
Report Title: Daily Meter Data Summary (D+1) (PUBLIC)
Audience: Public
Resolution: Trade Period (6:00 D to 6:00 D+1)
Frequency: Once Daily at 15:45 TD+1

Element Name	Format	Description
--------------	--------	-------------

Element Name	Format	Description
TRADE_DATE	DATE (DD/MM/YYYY)	A 24-hour period containing forty eight 30-minute trading periods, except on the clock change days in spring and autumn when the Trading Day will last for 23 and 25 hours respectively The first trading period of the trading day commences at 06:00hrs.
DELIVERY_DATE	DATE (DD/MM/YYYY)	Calendar Day (referred to as “Day” in the Code).
DELIVERY_HOUR	NUMBER(2)	The hour of the day, based on the end of hour convention.
DELIVERY_INTERVAL	NUMBER(2)	Will be 1 or 2, to split an hour into two equal Trading Periods (i.e. 1 denotes the first half-hour and 2 denotes the second half-hour).
TOTAL_GENERATION	NUMBER(8,3)	Total Generation for Price Effecting Generation.
TOTAL_LOAD	NUMBER(8,3)	Total Demand for Price Effecting Demand.

4.3.33 DAILY METER DATA SUMMARY D+3 (PRICE EFFECTING)

Report Type: Market
Report Sub-Type: Metering
Periodicity: Daily
Report Name: PUB_D_MeterDataSummaryD3
File Name: PUB_D_MeterDataSummaryD3
Report Title: Daily Meter Data Summary (D+3) (PUBLIC)
Audience: Public
Resolution: Trade Period (6:00 D to 6:00 D+1)
Frequency: Once Every Day at 15:45 TD+3

Element Name	Format	Description
--------------	--------	-------------

Element Name	Format	Description
TRADE_DATE	DATE (DD/MM/YYYY)	A 24-hour period containing forty eight 30-minute trading periods, except on the clock change days in spring and autumn when the Trading Day will last for 23 and 25 hours respectively The first trading period of the trading day commences at 06:00hrs.
DELIVERY_DATE	DATE (DD/MM/YYYY)	Calendar Day (referred to as “Day” in the Code).
DELIVERY_HOUR	NUMBER(2)	The hour of the day, based on the end of hour convention.
DELIVERY_INTERVAL	NUMBER(2)	Will be 1 or 2, to split an hour into two equal Trading Periods (i.e. 1 denotes the first half-hour and 2 denotes the second half-hour).
TOTAL_GENERATION	NUMBER(8,3)	Total Generation for Price Effecting Generation.
TOTAL_LOAD	NUMBER(8,3)	Total Demand for Price Effecting Demand.

4.3.34 DAILY INDICATIVE EX-POST MARKET SCHEDULE QUANTITY

Report Type: Market
Report Sub-Type: DAY_AHEAD
Periodicity: Daily
Report Name: PUB_D_ExPostMktSchDetail
File Name: PUB_D_ExPostMktSchDetail
Report Title: Daily Indicative Ex-Post MSQ Detail (PUBLIC)
Audience: Public
Resolution: Trade Period (6:00 D to 6:00 D+ 1)
Frequency: Once Every Day, Following EP1 MSP Software Run at 15:45 TD+ 1.

Element Name	Format	Description
TRADE_DATE	DATE (DD/MM/YYYY)	A 24-hour period containing forty eight 30-minute trading periods, except on the clock change days in spring and autumn when the Trading Day will last for 23 and 25 hours respectively The first trading period of the trading day commences at 06:00hrs.
PARTICIPANT_NAME	CHAR(32)	The Account PT Identifier, which represents the name of Market Participant, as registered in the CMS.
RESOURCE_NAME	VARCHAR2(32)	The name of the resource (e.g. the name of the Generating Unit, Supplier Unit, Demand Side Unit, Interconnector Unit or

Element Name	Format	Description
		Interconnector for which data is being reported).
RESOURCE_TYPE	VARCHAR2(4)	Indicates the type of resource for which data is being submitted - for example this will indicate if a resource is predictable or variable and whether it is a price taker or price maker Permitted values include: PPMG, PPTG, VPMG, VPTG, APTG, DU, SU and I.
GATE_WINDOW	VARCHAR2(4)	Trading window applicable to the record (EA, EA2 or WD1)
DELIVERY_DATE	DATE (DD/MM/YYYY)	Calendar Day (referred to as "Day" in the Code).
DELIVERY_HOUR	NUMBER(2)	The hour of the day, based on the end of hour convention.
DELIVERY_INTERVAL	NUMBER(2)	Will be 1 or 2, to split an hour into two equal Trading Periods (i.e. 1 denotes the first half-hour and 2 denotes the second half-hour).
SCHEDULE_QUANTITY	NUMBER(8,3)	Market Schedule Quantity.
ACTUAL_AVAIL	NUMBER(8,3)	Actual Availability (AAuh)
MINIMUM_GENERATION	NUMBER(8,3)	Minimum Generation MW.
MINIMUM_OUTPUT	NUMBER(8,3)	Minimum Output
AVAILABILITY_PROFILE	NUMBER(8,3)	Availability Profile (APuh).

4.3.35 DAILY INDICATIVE EX-POST MARKET PRICES

Report Type: Market
Report Sub-Type: DAY_AHEAD
Periodicity: Daily
Report Name: PUB_D_IndicativeMarketPrices
File Name: PUB_D_IndicativeMarketPrices
Report Title: Daily Indicative Ex-Post Market Prices (PUBLIC)
Audience: Public
Resolution: Trade Period (6:00 D to 6:00 D+1)
Frequency: Once Every Day following the EP1 MSP Software Run at 15:20 TD+1

Element Name	Format	Description
TRADE_DATE	DATE (DD/MM/YYYY)	A 24-hour period containing forty eight 30-minute trading periods, except on the clock change days in spring and autumn when the Trading Day will last for 23 and 25 hours respectively The first trading period of the trading day commences at 06:00hrs.
DELIVERY_DATE	DATE (DD/MM/YYYY)	Calendar Day (referred to as "Day" in the Code).
DELIVERY_HOUR	NUMBER(2)	The hour of the day, based on the end of hour convention.
DELIVERY_INTERVAL	NUMBER(2)	Will be 1 or 2, to split an hour into two equal Trading Periods (i.e. 1 denotes the first half-hour and 2 denotes the second half-hour).
SMP	NUMBER(8,2)	Aggregate System Marginal Price.
CURRENCY_FLAG	CHAR(1)	Euro (E) or Sterling Pound (P).

4.3.36 DAILY INITIAL EX-POST MARKET PRICES

Report Type: Market
Report Sub-Type: DAY_AHEAD
Periodicity: Daily
Report Name: PUB_D_InitialMarketPrices
File Name: PUB_D_InitialMarketPrices
Report Title: Daily Initial Ex-Post Market Prices (PUBLIC)
Audience: Public
Resolution: Trade Period (6:00 D to 6:00 D+1)
Frequency: Once Every Day following the EP2 MSP Software Run at 15:45 TD+4.

Element Name	Format	Description
TRADE_DATE	DATE (DD/MM/YYYY)	A 24-hour period containing forty eight 30-minute trading periods, except on the clock change days in spring and autumn when the Trading Day will last for 23 and 25 hours respectively The first trading period of the trading day commences at 06:00hrs.
DELIVERY_DATE	DATE (DD/MM/YYYY)	Calendar Day (referred to as “Day” in the Code).
DELIVERY_HOUR	NUMBER(2)	The hour of the day, based on the end of hour convention.
DELIVERY_INTERVAL	NUMBER(2)	Will be 1 or 2, to split an hour into two equal Trading Periods (i.e. 1 denotes the first half-hour and 2 denotes the second half-hour).
SMP	NUMBER(8,2)	Aggregate System Marginal Price.
CURRENCY_FLAG	CHAR(1)	Euro (E) or Sterling Pound (P).

4.3.37 DAILY MARKET PRICES AVERAGES (SMP)

Report Type: Market
Report Sub-Type: DAY_AHEAD
Periodicity: Daily
Report Name: PUB_D_MarketPricesAverages
File Name: PUB_D_MarketPricesAverages
Report Title: Daily Market Prices Averages (SMP) (PUBLIC)
Audience: Public
Resolution: Trade Period (6:00 D to 6:00 D+1)
Frequency: Following completion of each MSP Software Run (EA, EA2, WD1, EP1 or EP2)

Note: This report will be overwritten each time it is published on the same day.

Element Name	Format	Description
TRADE_DATE	DATE (DD/MM/YYYY)	A 24-hour period containing forty eight 30-minute trading periods, except on the clock change days in spring and autumn when the Trading Day will last for 23 and 25 hours respectively The first trading period of the trading day commences at 06:00hrs.
SMP_AVERAGE	NUMBER(8,2)	Average SMP for the day.

CURRENCY_FLAG	CHAR(1)	Euro (E) or Sterling Pound (P).
RUN_TYPE	VARCHAR2(4)	MSP Software run applicable to the report.

4.3.38 DAILY TRADING DAY EXCHANGE RATE

Report Type: Market
Report Sub-Type: Miscellaneous
Periodicity: Daily
Report Name: PUB_D_ExchangeRate
File Name: PUB_D_ExchangeRate
Report Title: Daily Trading Day Exchange Rate (PUBLIC)
Audience: Public
Resolution: Trade Period (6:00 D to 6:00 D+1)
Frequency: Once Every Day at 16:30 TD-2

Element Name	Format	Description
TRADE_DATE	DATE (DD/MM/YYYY)	A 24-hour period containing forty eight 30-minute trading periods, except on the clock change days in spring and autumn when the Trading Day will last for 23 and 25 hours respectively The first trading period of the trading day commences at 06:00hrs.
FROM_CURRENCY	CHAR(1)	The currency to which the Exchange Rate will be applied to calculate the monetary value in another currency: <ul style="list-style-type: none">• E – Euro;• P – Pound.
TO_CURRENCY	CHAR(1)	The currency in which the Exchange Rate calculation will generate a monetary value: <ul style="list-style-type: none">• E – Euro;• P – Pound.
EXCHANGE_RATE	NUMBER(4,4)	The Trading Day Exchange Rate is the exchange rate between the FROM_CURRENCY and the TO_CURRENCY. For the SEM, the only available currencies are Sterling (P) and Euro (E).

4.3.39 ANNUAL MARKET PRICE PARAMETERS

This report is manually published on the SEMO website in PDF format, when provided by the TSO.

4.3.40 DAILY INITIAL EX-POST MARKET SCHEDULE SUMMARY

Report Type: Market
Report Sub-Type: DAY_AHEAD
Periodicity: Daily
Report Name: PUB_D_InitialExPostMktSchSummary
File Name: PUB_D_InitialExPostMktSchSummary
Report Title: Daily Initial Ex-Post Market Schedule Summary (D+4) (PUBLIC)
Audience: Public
Resolution: Trade Period (6:00 D to 6:00 D+1)
Frequency: Once Every Day after the EP2 MSP Software Run at 15:45 TD+4.

Element Name	Format	Description
TRADE_DATE	DATE (DD/MM/YYYY)	A 24-hour period containing forty eight 30-minute trading periods, except on the clock change days in spring and autumn when the Trading Day will last for 23 and 25 hours respectively The first trading period of the trading day commences at 06:00hrs.
DELIVERY_DATE	DATE (DD/MM/YYYY)	Calendar Day (referred to as "Day" in the Code).
DELIVERY_HOUR	NUMBER(2)	The hour of the day, based on the end of hour convention.
DELIVERY_INTERVAL	NUMBER(2)	Will be 1 or 2, to split an hour into two equal Trading Periods (i.e. 1 denotes the first half-hour and 2 denotes the second half-hour).
AGGREGATED_MSQ	NUMBER(8,3)	Aggregate Market Schedule Quantity.
INITIAL_SMP	NUMBER(8,2)	Aggregate System Marginal Price.
CURRENCY_FLAG	CHAR(1)	Euro (E) or Sterling Pound (P).

4.3.41 DAILY INITIAL EX-POST MARKET SCHEDULE QUANTITY

Report Type: Market
Report Sub-Type: DAY_AHEAD
Periodicity: Daily
Report Name: PUB_D_InitialExPostMktSchDetail
File Name: PUB_D_InitialExPostMktSchDetail
Report Title: Daily Initial Ex-Post MSQ Details (PUBLIC)
Audience: Public
Resolution: Trade Period (6:00 D to 6:00 D+1)

Frequency: Once Every Day after the EP2 MSP Software Run at 15:45 TD+4.

Element Name	Format	Description
TRADE_DATE	DATE (DD/MM/YYYY)	A 24-hour period containing forty eight 30-minute trading periods, except on the clock change days in spring and autumn when the Trading Day will last for 23 and 25 hours respectively The first trading period of the trading day commences at 06:00hrs.
PARTICIPANT_NAME	CHAR(32)	The Account PT Identifier, which represents the name of Market Participant, as registered in the CMS.
RESOURCE_NAME	VARCHAR2(32)	The name of the resource (e.g. the name of the Generating Unit, Supplier Unit, Demand Side Unit, Interconnector Unit or Interconnector for which data is being reported).
RESOURCE_TYPE	VARCHAR2(4)	Indicates the type of resource for which data is being submitted - for example this will indicate if a resource is predictable or variable and whether it is a price taker or price maker Permitted values include: PPMG, PPTG, VPMG, VPTG, APTG, DU, SU and I.
GATE_WINDOW	VARCHAR2(4)	Trading window applicable to the record (EA, EA2 or WD1)
DELIVERY_DATE	DATE (DD/MM/YYYY)	Calendar Day (referred to as "Day" in the Code).
DELIVERY_HOUR	NUMBER(2)	The hour of the day, based on the end of hour convention.
DELIVERY_INTERVAL	NUMBER(2)	Will be 1 or 2, to split an hour into two equal Trading Periods (i.e. 1 denotes the first half-hour and 2 denotes the second half-hour).
SCHEDULE_QUANTITY	NUMBER(8,3)	Market Schedule Quantity.
ACTUAL_AVAIL	NUMBER(8,3)	Actual Availability (AAuh).
MINIMUM_GENERATION	NUMBER(8,3)	Minimum Generation MW.
MINIMUM_OUTPUT	NUMBER(8,3)	Minimum Output.
AVAILABILITY_PROFILE	NUMBER(8,3)	Availability Profile (APuh)

4.3.42 DAILY JURISDICTION ERROR SUPPLY MW (D+15)

Report Type: Market

Report Sub-Type: Metering

Periodicity: Daily
Report Name: PUB_D_JurisdictionErrorSupplyD15
File Name: PUB_D_JurisdictionErrorSupplyD15
Report Title: Daily Jurisdiction Error Supply MW (D+1) (PUBLIC)
Audience: Public
Resolution: Trade Period (6:00 D to 6:00 D+1)
Frequency: Once Every Day at 16:15 TD+15.

Element Name	Format	Description
TRADE_DATE	DATE (DD/MM/YYYY)	A 24-hour period containing forty eight 30-minute trading periods, except on the clock change days in spring and autumn when the Trading Day will last for 23 and 25 hours respectively The first trading period of the trading day commences at 06:00hrs.
JURISDICTION	VARCHAR2(4)	Republic of Ireland (ROI) or Northern Ireland (NI) as appropriate.
DELIVERY_DATE	DATE (DD/MM/YYYY)	Calendar Day (referred to as "Day" in the Code).
DELIVERY_HOUR	NUMBER(2)	The hour of the day, based on the end of hour convention.
DELIVERY_INTERVAL	NUMBER(2)	Will be 1 or 2, to split an hour into two equal Trading Periods (i.e. 1 denotes the first half-hour and 2 denotes the second half-hour).
JESU_MW	NUMBER(8,3)	Metered data in MW for Jurisdictional Error Supply Unit.

4.3.43 DAILY EX-ANTE INDICATIVE OPERATIONS SCHEDULE

Report Type: Market
Report Sub-Type: DAY_AHEAD
Periodicity: Daily
Report Name: PUB_D_ExAnteIndicativeOpsScheduleDetails
File Name: PUB_D_ExAnteIndicativeOpsScheduleDetails
Report Title: Daily Ex-Ante Indicative Operations Schedules Detail (PUBLIC)
Audience: Public
Resolution: Trade Period (6:00 D to 6:00 D+1)
Frequency: Once Every Day at 15:55 TD+1.

Element Name	Format	Description
--------------	--------	-------------

Element Name	Format	Description
TRADE_DATE	DATE (DD/MM/YYYY)	A 24-hour period containing forty eight 30-minute trading periods, except on the clock change days in spring and autumn when the Trading Day will last for 23 and 25 hours respectively The first trading period of the trading day commences at 06:00hrs.
PARTICIPANT_NAME	VARCHAR2(12)	The Account PT Identifier, which represents the name of Market Participant, as registered in the CMS.
RESOURCE_NAME	VARCHAR2(32)	The name of the resource (e.g. the name of the Generating Unit, Supplier Unit, Demand Side Unit, Interconnector for which data is being reported).
JURISDICTION	VARCHAR2(4)	Republic of Ireland (ROI) or Northern Ireland (NI) as appropriate.
DELIVERY_DATE	DATE (DD/MM/YYYY)	Calendar Day (referred to as "Day" in the Code).
DELIVERY_HOUR	NUMBER(2)	The hour of the day, based on the end of hour convention.
DELIVERY_INTERVAL	NUMBER(2)	Will be 1 or 2, to split an hour into two equal Trading Periods (i.e. 1 denotes the first half-hour and 2 denotes the second half-hour).
SCHEDULE_MW	NUMBER(8,3)	Operational Schedule Quantity (MW values).
POST_TIME	DATE (DD/MM/YYYY, HH24:MI:SS)	Time at which the current Operational Schedule was generated.

4.3.44 DAILY TECHNICAL OFFER DATA – STANDARD UNITS

Report Type: Market
Report Sub-Type: DAY_AHEAD
Periodicity: Daily
Report Name: PUB_D_TODStandardUnits
File Name: PUB_D_TODStandardUnits_<RUN_TYPE>
Where RUN_TYPE is one of EA, EA2 or WD1.
Report Title: Daily Technical Offer Data - Standard Units (PUBLIC)
Audience: Public
Resolution: Trade Period (6:00 D to 6:00 D+1)
Frequency: PUB_D_TODStandardUnits_EA at 09:00am TD+1
PUB_D_TODStandardUnits_EA2 at 10:45am TD+1
PUB_D_TODStandardUnits_WD1 at 13:55pm TD+1

Element Name	Format	Description
TRADE_DATE	DATE (DD/MM/YYYY)	A 24-hour period containing forty eight 30-minute trading periods, except on the clock change days in spring and autumn when the Trading Day will last for 23 and 25 hours respectively The first trading period of the trading day commences at 06:00hrs.
RESOURCE_NAME	VARCHAR2(32)	The name of the resource (e.g. the name of the Generating Unit for which data is being reported).
RESOURCE_TYPE	VARCHAR2(4)	Indicates the type of resource for which data is being submitted. Values include: PPMG, PPTG, VPMG and VPTG. The report will exclude APTG = Autonomous Price Taker Generator Unit types as these types of unit do not submit any Technical Offer Data as per the Code.
RUN_TYPE	VARCHAR2(4)	MSP Software Run applicable to the report (EA, EA2 or WD1).
JURISDICTION	VARCHAR2(4)	Republic of Ireland (ROI) or Northern Ireland (NI) as appropriate.
FUEL_TYPE	VARCHAR2(5)	Possible Values and their meaning: OIL → Oil GAS → Gas COAL → Coal MULTI → Multi Fuel WIND → Wind HYDRO → Hydro BIO → Biomass CHP → Combined Heat and Power PUMP → Pumped Storage PEAT → Peat DISTL → Distillate NUCLR → Nuclear NA → Not Applicable
DUAL_FUEL_FLAG	CHAR(1)	'Y' for YES or 'N' for NO

Element Name	Format	Description
SECONDARY_FUEL_TYPE	VARCHAR2(5)	Only applicable to Dual Fuel units. Same list of values as FUEL_TYPE.
PRIORITY_DISPATCH_YN	CHAR(1)	'Y' for YES or 'N' for NO value generated based on whether the unit has priority dispatch status.
PUMP_STORAGE_YN	CHAR(1)	'Y' for YES or 'N' for NO value generated based on whether the unit is a Pumped Storage Unit.
ENERGY_LIMIT_YN	CHAR(1)	'Y' for YES or 'N' for NO value generated based on whether the unit is an Energy Limited Unit.
UNDER_TEST_YN	CHAR(1)	Flag indicating if the unit is under test for the Trading Day.
FIRM_ACCESS_QUANTITY	NUMBER(8,3)	Firm Access Quantity of a Trading Site in a Trading Period is the Maximum Export Capacity as determined in a Connection Agreement.(MW)
NON_FIRM_ACC_QUANTITY	NUMBER(8,3)	Non-firm capacity for a unit in MW; i.e. part of a Generator Unit's Availability that does not have Firm Access.
SHORT_TERM_MAXIMISATION_CAP	NUMBER(4)	Short Term Max Capacity Time
MINIMUM_GENERATION	NUMBER(5,3)	Minimum Output of Generator Unit. The low est value to which a unit can be scheduled.
MAXIMUM_GENERATION	NUMBER(5,3)	Registered Maximum Availability level in MW.
MINIMUM_ON_TIME	NUMBER(8,3)	The minimum time that must elapse from the time a Generation Unit is instructed to Start-Up before it can be instructed to Shut-Down.
MINIMUM_OFF_TIME	NUMBER(15,3)	Minimum Output of Generator Unit. The low est value to which a unit can be scheduled.
MAXIMUM_ON_TIME	NUMBER(15,3)	Registered Maximum Availability level in MW.
HOT_COOLING_BOUNDARY	NUMBER(5,2)	The duration in hours off load that indicates the standby status change of the unit from Hot to Warm.
WARM_COOLING_BOUNDARY	NUMBER(5,2)	The duration in hours off load that indicates the standby status change of the unit from Warm to Cold.
SYNCHRONOUS_START_UP_TIME_HOT	NUMBER(5,2)	Notification/Start-up times in hours for a unit considered to be in a hot state.

Element Name	Format	Description
SYNCHRONOUS_START_UP_TIME_WARM	NUMBER(5,2)	Notification/Start-up times in hours for a unit considered to be in a warm state.
SYNCHRONOUS_START_UP_TIME_COLD	NUMBER(5,2)	Notification/Start-up times in hours for a unit considered to be in a cold state.
BLOCK_LOAD_COLD	NUMBER(15,3)	Block Load for Cold state
BLOCK_LOAD_WARM	NUMBER(15,3)	Block Load for Warm state
BLOCK_LOAD_HOT	NUMBER(15,3)	Block Load for Hot state
LOADING_RATE_COLD_1	NUMBER(15,3)	Loading Up Rate in MW/min w hen a Unit is in a cold state that applies until LOADING_UP_BREAK_PT_COLD_1. (One of the rates at which a Generation Unit increases Generation Unit Output from zero to Minimum Generation w hen it is instructed to Cold Start).
LOADING_RATE_COLD_2	NUMBER(15,3)	Loading Up Rate in MW/min w hen a Unit is in a cold state that applies from LOADING_UP_BREAK_PT_COLD_1 to LOADING_UP_BREAK_PT_COLD_2.
LOADING_RATE_COLD_3	NUMBER(15,3)	Loading Up Rate in MW/min w hen a Unit is in a cold state that applies from LOADING_UP_BREAK_PT_COLD_2 to minimum stable generation.
LOAD_UP_BREAK_POINT_COLD_1	NUMBER(15,3)	First Break Point for Load Up curve in a cold state (MW)
LOAD_UP_BREAK_POINT_COLD_2	NUMBER(15,3)	Second Break Point for Load Up curve in a cold state (MW)
LOADING_RATE_WARM_1	NUMBER(15,3)	Loading Up Rate in MW/min w hen a Unit is in a warm state that applies until LOADING_UP_BREAK_PT_WARM_1. (One of the rates at which a Generation Unit increases Generation Unit Output from zero to Minimum Generation w hen it is instructed to Warm Start).
LOADING_RATE_WARM_2	NUMBER(15,3)	Loading Up Rate in MW/min w hen a Unit is in a warm state that applies from LOADING_UP_BREAK_PT_WARM_1 to LOADING_UP_BREAK_PT_WARM_2.

Element Name	Format	Description
LOADING_RATE_WARM_3	NUMBER(15,3)	Loading Up Rate in MW/min w hen a Unit is in a warm state that applies from LOADING_UP_BREAK_PT_WARM_2 to minimum stable generation.
LOAD_UP_BREAK_POINT_WARM_1	NUMBER(15,3)	First Break Point for Load Up curve in a warm state (MW)
LOAD_UP_BREAK_POINT_WARM_2	NUMBER(15,3)	Second Break Point for Load Up curve in a warm state (MW)
LOADING_RATE_HOT_1	NUMBER(15,3)	Loading Up Rate in MW/min w hen a Unit is in a hot state that applies until LOADING_UP_BREAK_PT_HOT_1. (One of the rates at which a Generation Unit increases Generation Unit Output from zero to Minimum Generation w hen it is instructed to Hot Start).
LOADING_RATE_HOT_2	NUMBER(15,3)	Loading Up Rate in MW/min w hen a Unit is in a hot state that applies from LOADING_UP_BREAK_PT_HOT_1 to LOADING_UP_BREAK_PT_HOT_2.
LOADING_RATE_HOT_3	NUMBER(15,3)	Loading Up Rate in MW/min w hen a Unit is in a hot state that applies from LOADING_UP_BREAK_PT_HOT_2 to minimum stable generation.
LOAD_UP_BREAK_POINT_HOT_1	NUMBER(15,3)	First Break Point for Load Up curve in a hot state (MW)
LOAD_UP_BREAK_POINT_HOT_2	NUMBER(15,3)	Second Break Point for Load Up curve in a hot state (MW)
SOAK_TIME_COLD_1	NUMBER(5,2)	Soak Time (minutes)
SOAK_TIME_COLD_2	NUMBER(5,2)	Soak Time (minutes)
SOAK_TIME_TRIGGER_POINT_COLD_1	NUMBER(15,3)	MW quantity at w hich the first Soak Time occurs (cold state).
SOAK_TIME_TRIGGER_POINT_COLD_2	NUMBER(15,3)	MW quantity at w hich the second Soak Time occurs (cold state).
SOAK_TIME_HOT_1	NUMBER(5,2)	Soak Time (minutes)
SOAK_TIME_HOT_2	NUMBER(5,2)	Soak Time (minutes)

Element Name	Format	Description
SOAK_TIME_TRIGGER_POINT_HOT_1	NUMBER(15,3)	MW quantity at which the first Soak Time occurs (hot state).
SOAK_TIME_TRIGGER_POINT_HOT_2	NUMBER(15,3)	MW quantity at which the second Soak Time occurs (hot state).
SOAK_TIME_WARM_1	NUMBER(5,2)	Soak Time (minutes)
SOAK_TIME_WARM_2	NUMBER(5,2)	Soak Time (minutes)
SOAK_TIME_TRIGGER_POINT_WARM_1	NUMBER(15,3)	MW quantity at which the first Soak Time occurs (warm state).
SOAK_TIME_TRIGGER_POINT_WARM_2	NUMBER(15,3)	MW quantity at which the second Soak Time occurs (warm state).
END_POINT_OF_START_UP_PERIOD	NUMBER (15,3)	End Point of Start Up Period expressed in MW.
RAMP_UP_RATE_1	NUMBER(15,3)	Ramp Up Rate in MW/min that applies from minimum stable generation until RAMP_UP_BREAK_PT_1 The rate of increase in Active Power produced by a Generating Unit.
RAMP_UP_RATE_2	NUMBER(15,3)	Ramp Up Rate in MW/min that applies from RAMP_UP_BREAK_PT_1 until RAMP_UP_BREAK_PT_2.
RAMP_UP_RATE_3	NUMBER(15,3)	Ramp Up Rate in MW/min that applies from RAMP_UP_BREAK_PT_2 until RAMP_UP_BREAK_PT_3.
RAMP_UP_RATE_4	NUMBER(15,3)	Ramp Up Rate in MW/min that applies from RAMP_UP_BREAK_PT_3 until RAMP_UP_BREAK_PT_4.
RAMP_UP_RATE_5	NUMBER(15,3)	Ramp Up Rate in MW/min that applies from RAMP_UP_BREAK_PT_4 upwards.
RAMP_UP_BREAK_POINT_1	NUMBER(15,3)	MW level at which the ramp rate will change from Ramp Up Rate 1 to Ramp Up Rate 2.
RAMP_UP_BREAK_POINT_2	NUMBER(15,3)	MW level at which the ramp rate will change from Ramp Up Rate 2 to Ramp Up Rate 3.
RAMP_UP_BREAK_POINT_3	NUMBER(15,3)	MW level at which the ramp rate will change from Ramp Up Rate 3 to Ramp Up Rate 4.
RAMP_UP_BREAK_POINT_4	NUMBER(15,3)	MW level at which the ramp rate will change from Ramp Up Rate 4 to Ramp Up Rate 5.

Element Name	Format	Description
DWELL_TIME_1	NUMBER(5,2)	Duration for which the Generator Unit must remain at DWELL_TIME_TRIGGER_PT_1 during a change in its MW output while ramping up between minimum stable generation and maximum generation.
DWELL_TIME_2	NUMBER(5,2)	Duration for which the Generator Unit must remain at DWELL_TIME_TRIGGER_PT_2 during a change in its MW output while ramping up between minimum stable generation and maximum generation.
DWELL_TIME_3	NUMBER(5,2)	Duration for which the Generator Unit must remain at DWELL_TIME_TRIGGER_PT_3 during a change in its MW output while ramping up between minimum stable generation and maximum generation.
DWELL_TIME_TRIGGER_PT_1	NUMBER(5,2)	MW level at which the Generator Unit must remain for time DWELL_TIME_1 while ramping up between Minimum Generation and Maximum Generation.
DWELL_TIME_TRIGGER_PT_2	NUMBER(5,2)	MW level at which the Generator Unit must remain for time DWELL_TIME_2 while ramping up between Minimum Generation and Maximum Generation.
DWELL_TIME_TRIGGER_PT_3	NUMBER(5,2)	MW level at which the Generator Unit must remain for time DWELL_TIME_3 while ramping up between Minimum Generation and Maximum Generation.
DWELL_TIME_DOWN_1	NUMBER(5,2)	Duration for which the Generator Unit must remain at DWELL_TIME_DOWN_TRIGGER_PT_1 during a change in its MW output while ramping down between minimum stable generation and maximum generation.
DWELL_TIME_DOWN_2	NUMBER(5,2)	Duration for which the Generator Unit must remain at DWELL_TIME_DOWN_TRIGGER_PT_2 during a change in its MW output while ramping down between minimum stable generation and maximum generation.
DWELL_TIME_DOWN_3	NUMBER(5,2)	Duration for which the Generator Unit must remain at DWELL_TIME_DOWN_TRIGGER_PT_3 during a change in its MW output while ramping down between minimum stable generation and maximum generation.

Element Name	Format	Description
		maximum generation.
DWELL_TIME_DOWN_TRIGGER_PT_1	NUMBER(5,2)	MW level at which the Generator Unit must remain for time DWELL_TIME_DOWN_1 while ramping down between Minimum Generation and Maximum Generation.
DWELL_TIME_DOWN_TRIGGER_PT_2	NUMBER(5,2)	MW level at which the Generator Unit must remain for time DWELL_TIME_DOWN_2 while ramping down between Minimum Generation and Maximum Generation.
DWELL_TIME_DOWN_TRIGGER_PT_3	NUMBER(5,2)	MW level at which the Generator Unit must remain for time DWELL_TIME_DOWN_3 while ramping down between Minimum Generation and Maximum Generation.
RAMP_DOWN_RATE_1	NUMBER(15,3)	Ramp down rate that applies from a given MW level down to minimum stable generation.
RAMP_DOWN_RATE_2	NUMBER(15,3)	Ramp down rate that applies from a given MW level down to RAMP_DOWN_BREAK_POINT_1
RAMP_DOWN_RATE_3	NUMBER(15,3)	Ramp down rate that applies from a given MW level down to RAMP_DOWN_BREAK_POINT_2
RAMP_DOWN_RATE_4	NUMBER(15,3)	Ramp down rate that applies from a given MW level down to RAMP_DOWN_BREAK_POINT_3
RAMP_DOWN_RATE_5	NUMBER(15,3)	Ramp down rate that applies from a given MW level down to RAMP_DOWN_BREAK_POINT_4
RAMP_DOWN_BREAK_POINT_1	NUMBER(15,3)	MW level at which the ramp rate will change from RAMP_DOWN_RATE_2 to RAMP_DOWN_RATE_1.
RAMP_DOWN_BREAK_POINT_2	NUMBER(15,3)	MW level at which the ramp rate will change from RAMP_DOWN_RATE_3 to RAMP_DOWN_RATE_2.
RAMP_DOWN_BREAK_POINT_3	NUMBER(15,3)	MW level at which the ramp rate will change from RAMP_DOWN_RATE_4 to RAMP_DOWN_RATE_3.
RAMP_DOWN_BREAK_POINT_4	NUMBER(15,3)	MW level at which the ramp rate will change from RAMP_DOWN_RATE_5 to RAMP_DOWN_RATE_4.
DELOAD_BREAK_POINT	NUMBER(15,3)	MW level from which the ramp rate will change from DELOADING_RATE_1 to DELOADING_RATE_2.

Element Name	Format	Description
DELOADING_RATE_1	NUMBER(15,3)	Deloading Rate in MW/min that applies for a Unit between DELOAD_BREAK_PT and zero.
DELOADING_RATE_2	NUMBER(15,3)	Deloading Rate in MW/min that applies for a Unit between Minimum Stable Generation and DELOAD_BREAK_PT.
MAXIMUM_STORAGE_CAPACITY	NUMBER(5,2)	For Pumped Storage Units. Expressed in terms of generation (MWh) for each Pumped Storage Unit within the Trading Day.
MINIMUM_STORAGE_CAPACITY	NUMBER(5,2)	For Pumped Storage Units. Expressed in terms of generation (MWh) for each Pumped Storage Unit within the Trading Day.
PUMPING_LOAD_CAP	NUMBER(15,3)	Maximum amount of active power in MW consumed by a pumped storage unit when in pumping mode.
TARGET_RESERVOIR_LEVEL_PERCENT	NUMBER(5,2)	Target Reservoir Percentage Level
ENERGY_LIMIT_MWH	NUMBER(8,3)	For Energy Limited Units. Expressed in terms of generation (MWh) for each Energy Limited Unit within the Trading Day.
ENERGY_LIMIT_FACTOR	NUMBER(4,3)	For Energy Limited Units. The daily submitted value is called 'LIMIT_FACTOR'. The value for the ENERGY_LIMIT_FACTOR must be 0.25 in the systems as per the Code. The value that should be provided in this publication is the value that is submitted on a daily basis by participants. A factor between zero and one which will determine the amount of energy that can be generated during the last six hours of the Optimisation Horizon.
FIXED_UNIT_LOAD	NUMBER(15,3)	Fixed linear factor used to calculate net output from a Generator Unit.
UNIT_LOAD_SCALAR	NUMBER(5,4)	Scalar quantity which approximates physical losses associated with a Generator Unit Transformer.

4.3.45 DAILY TECHNICAL OFFER DATA – DEMAND SIDE UNITS

Report Type: Market

Report Sub-Type: DAY_AHEAD

Periodicity: Daily

Report Name: PUB_D_TODDemandSideUnits

File Name: PUB_D_TODDemandSideUnits_<RUN_TYPE>

Where RUN_TYPE is one of EA, EA2 or WD1.

Report Title: Daily Technical Offer Data – Demand Side Units (PUBLIC)

Audience: Public

Resolution: Trade Period (6:00 D to 6:00 D+1)

Frequency: PUB_D_TODDemandSideUnits_EA at 09:00am TD+1
PUB_D_TODDemandSideUnits_EA2 at 10:45am TD+1
PUB_D_TODDemandSideUnits_WD1 at 13:55pm TD+1

Element Name	Format	Description
TRADE_DATE	DATE (DD/MM/YYYY)	A 24-hour period containing forty eight 30-minute trading periods, except on the clock change days in spring and autumn when the Trading Day will last for 23 and 25 hours respectively The first trading period of the trading day commences at 06:00hrs.
RESOURCE_NAME	VARCHAR2(32)	The name of the resource (i.e. the name of the Demand Side Unit for which data is being reported).
RUN_TYPE	VARCHAR2(4)	MSP Software Run applicable to the report (EA, EA2 or WD1).
RESOURCE_TYPE	VARCHAR2(4)	Indicates the type of resource for which data is being submitted.
JURISDICTION	VARCHAR2(4)	Republic of Ireland (ROI) or Northern Ireland (NI) as appropriate.
FUEL_TYPE	VARCHAR2(5)	Must be 'DEM' for Demand for this report.
UNDER_TEST_YN	CHAR(1)	Flag indicating if the unit is under test for the Trading Day.
MAXIMUM_RAMP_UP_RATE	NUMBER(15,3)	Ramp Up Rate in MW/min that applies for the Demand Side Unit. The rate of increase in Active Power produced by a Demand Side Unit.

Element Name	Format	Description
MAXIMUM_RAMP_DOWN_RATE	NUMBER(15,3)	Ramp Down Rate in MW/min that applies for the Demand Side Unit. The rate of decrease in Active Power produced by a Demand Side Unit.
MINIMUM_DOWN_TIME	NUMBER(15,3)	The minimum time that must elapse from the time a Demand Side Unit is instructed to reduce load or Shut-Down before it must end its period of demand reduction.
MAXIMUM_DOWN_TIME	NUMBER(15,3)	The maximum time that can elapse from the time a Demand Side Unit is instructed to reduce load or Shut-Down before it must end its period of demand reduction.

4.3.46 DAILY TECHNICAL OFFER DATA – FORECAST DATA

Report Type: Market
Report Sub-Type: DAY_AHEAD
Periodicity: Daily
Report Name: PUB_D_TODForecastData
File Name: PUB_D_TODForecastData_<RUN_TYPE>
Where RUN_TYPE is one of EA, EA2 or WD1.
Report Title: Daily Technical Offer Data – Forecast Data (PUBLIC)
Audience: Public
Resolution: Trade Period (6:00 D to 6:00 D+1)
Frequency: PUB_D_TODForecastData_EA at 09:00am TD+1
PUB_D_TODForecastData_EA2 at 10:45am TD+1
PUB_D_TODForecastData_WD1 at 13:55pm TD+1

Element Name	Format	Description
TRADE_DATE	DATE (DD/MM/YYYY)	A 24-hour period containing forty eight 30-minute trading periods, except on the clock change days in spring and autumn when the Trading Day will last for 23 and 25 hours respectively The first trading period of the trading day commences at 06:00hrs.
PARTICIPANT_NAME	CHAR(32)	The Account PT Identifier, which represents the name of Market Participant, as registered in the CMS.
RESOURCE_NAME	VARCHAR2(32)	The name of the resource (e.g. the name of the Demand

Element Name	Format	Description
		Side Unit for which data is being reported).
RESOURCE_TYPE	VARCHAR2(4)	<p>Indicates the type of resource for which data is being submitted.</p> <p>Values include: PPMG, PPTG, VPMG, VPTG and DU.</p> <p>The publication will exclude APTG = Autonomous Price Taker Generator Unit types as these types of unit do not submit any Technical Offer Data as per the Code.</p>
RUN_TYPE	VARCHAR2(4)	MSP Software Run applicable to the report (EA, EA2 or WD1).
JURISDICTION	VARCHAR2(1)	Republic of Ireland (ROI) or Northern Ireland (NI) as appropriate.
UNDER_TEST_YN	CHAR(1)	Flag indicating if the unit is under test for the Trading Day.
DELIVERY_DATE	DATE	Calendar Day (referred to as "Day" in the Code).
DELIVERY_HOUR	NUMBER(2)	The hour of the day, based on the end of hour convention.
DELIVERY_INTERVAL	NUMBER(2)	Will be 1 or 2, to split an hour into two equal Trading Periods (i.e. 1 denotes the first half-hour and 2 denotes the second half-hour).
FORECAST_AVAILABILITY	NUMBER(8,3)	<p>Forecast Availability Profile means the forecast of Availability in MW of Unit u in Trading Period h.</p> <p>Forecast Availability for each Trading Period in the Optimisation Time Horizon.</p> <p>This is used to set the lower output limit for Generating or Demand Side Units.</p>
FORECAST_MINIMUM_STABLE_GEN	NUMBER(8,3)	Minimum stable generation level, in MW, that the unit is capable of producing.
FORECAST_MINIMUM_OUTPUT	NUMBER(8,3)	<p>Forecast Minimum Output Profile means the forecast of Minimum Output in MW of Unit u in Trading Period h.</p> <p>Forecast Minimum Output for each Trading Period in the Optimisation Time Horizon.</p> <p>This is used to set the lower output limit for Pumped Storage Units.</p>
FUEL_USE_FLAG	CHAR(1)	The "fuel_use_flag" element is mandatory and the valid values are 'P' and 'S'

4.3.47 DAILY COMMERCIAL OFFER DATA – STANDARD GENERATOR UNIT

Report Type: Market

Report Sub-Type: DAY_AHEAD

Periodicity: Daily

Report Name: PUB_D_CODStandardGenUnits

File Name: PUB_D_CODStandardGenUnits_<RUN_TYPE>
Where RUN_TYPE is one of EA, EA2 or WD1.

Report Title: Daily Commercial Offer Data - Standard Generator Units (PUBLIC)

Audience: Public

Resolution: Trade Period (6:00 D to 6:00 D+1)

Frequency: PUB_D_CODStandardGenUnits_EA at 09:00am TD+1
PUB_D_CODStandardGenUnits_EA2 at 10:45am TD+1
PUB_D_CODStandardGenUnits_WD1 at 13:55pm TD+1

Element Name	Format	Description
TRADE_DATE	DATE (DD/MM/YYYY)	A 24-hour period containing forty eight 30-minute trading periods, except on the clock change days in spring and autumn when the Trading Day will last for 23 and 25 hours respectively The first trading period of the trading day commences at 06:00hrs.
RESOURCE_NAME	VARCHAR2(32)	The name of the resource (e.g. the name of the Generating Unit or Demand Side Unit for which data is being reported).
RESOURCE_TYPE	VARCHAR2(4)	Indicates the type of resource for which data is being submitted. Values include: PPMG, PPTG, VPMG, VPTG and DU. The publication will exclude APTG = Autonomous Price Taker Generator Unit types as these types of unit do not submit any Commercial Offer Data as per the Code.
RUN_TYPE	VARCHAR2(4)	MSP Software Run applicable to the report (EA, EA2 or WD1).
JURISDICTION	VARCHAR2(4)	Republic of Ireland (ROI) or Northern Ireland (NI) as appropriate.

Element Name	Format	Description
FUEL_TYPE	VARCHAR2(5)	Possible Values and their meaning: OIL → Oil GAS → Gas COAL → Coal MULTI → Multi Fuel WIND → Wind HYDRO → Hydro BIO → Biomass CHP → Combined Heat and Power PUMP → Pumped Storage PEAT → Peat DISTL → Distillate NUCLR → Nuclear NA → Not Applicable
PRIORITY_DISPATCH_YN	CHAR(1)	'Y' for YES or 'N' for NO value generated based on whether the unit has priority dispatch status.
PUMP_STORAGE_YN	CHAR(1)	'Y' for YES or 'N' for NO value generated based on whether the unit is a Pumped Storage Unit.
ENERGY_LIMIT_YN	CHAR(1)	'Y' for YES or 'N' for NO value generated based on whether the unit is an Energy Limited Unit.
UNDER_TEST_YN	CHAR(1)	Flag indicating if the unit is under test for the Trading Day.
DELIVERY_DATE	DATE	Calendar Day (referred to as "Day" in the Code).
DELIVERY_HOUR	NUMBER(2)	The hour of the day, based on the end of hour convention.
DELIVERY_INTERVAL	NUMBER(2)	Will be 1 or 2, to split an hour into two equal Trading Periods (i.e. 1 denotes the first half-hour and 2 denotes the second half-hour).
PRICE_1	NUMBER(8,2)	Price to schedule the unit to meet the associated (paired) MW Quantity.
QUANTITY_1	NUMBER(8,3)	Quantity in MW to which the associated (paired) price will apply when considered by the CMS.
PRICE_2	NUMBER(8,2)	Price for PQ pair 2
QUANTITY_2	NUMBER(8,3)	Quantity for PQ pair 2

Element Name	Format	Description
PRICE_3	NUMBER(8,2)	Price for PQ pair 3
QUANTITY_3	NUMBER(8,3)	Quantity for PQ pair 3
PRICE_4	NUMBER(8,2)	Price for PQ pair 4
QUANTITY_4	NUMBER(8,3)	Quantity for PQ pair 4
PRICE_5	NUMBER(8,2)	Price for PQ pair 5
QUANTITY_5	NUMBER(8,3)	Quantity for PQ pair 5
PRICE_6	NUMBER(8,2)	Price for PQ pair 6
QUANTITY_6	NUMBER(8,3)	Quantity for PQ pair 6
PRICE_7	NUMBER(8,2)	Price for PQ pair 7
QUANTITY_7	NUMBER(8,3)	Quantity for PQ pair 7
PRICE_8	NUMBER(8,2)	Price for PQ pair 8
QUANTITY_8	NUMBER(8,3)	Quantity for PQ pair 8
PRICE_9	NUMBER(8,2)	Price for PQ pair 9
QUANTITY_9	NUMBER(8,3)	Quantity for PQ pair 9
PRICE_10	NUMBER(8,2)	Price for PQ pair 10
QUANTITY_10	NUMBER(8,3)	Quantity for PQ pair 10
STARTUP_COST_HOT	NUMBER(8,2)	Cost to start-up when in hot warmth state.
STARTUP_COST_WARM	NUMBER(8,2)	Cost to start-up when in warm warmth state.
STARTUP_COST_COLD	NUMBER(8,2)	Cost to start-up when in cold warmth state.
NO_LOAD_COST	NUMBER(8,2)	The element of Operating Cost, expressed in €/hour or £/hour, submitted as part of Commercial Offer Data, that is invariant with the level of unit output and incurred at all times when the level of output is greater than zero.
TARGET_RESV_LEVEL_MWH	NUMBER(5,3)	For Pumped Storage Units, Minimum Reservoir Level required at the end of the Trading Day.
PUMP_STORAGE_CYC_EFY	NUMBER(7,4)	For Pumped Storage Units. The ratio between the gross electrical energy consumed to pump a given quantity of water from the lower reservoir to the upper reservoir and the net electrical energy sent out through the release of that quantity of water from the upper reservoir to the lower reservoir through the turbine-generators.

4.3.48 DAILY COMMERCIAL OFFER DATA – STANDARD DEMAND SIDE UNIT

Report Type: Market

Report Sub-Type: DAY_AHEAD

Periodicity: Daily

Report Name: PUB_D_CODStandardDemUnits

File Name: PUB_D_CODStandardDemUnits_<RUN_TYPE>
Where RUN_TYPE is one of EA, EA2 or WD1.

Report Title: Daily Commercial Offer Data - Standard Demand Side Units (PUBLIC)

Audience: Public

Resolution: Trade Period (6:00 D to 6:00 D+1)

Frequency: PUB_D_CODStandardDemUnits_EA at 09:00am TD+1
PUB_D_CODStandardDemUnits_EA2 at 10:45am TD+1
PUB_D_CODStandardDemUnits_WD1 at 13:55pm TD+1

Element Name	Format	Description
TRADE_DATE	DATE (DD/MM/YYYY)	A 24-hour period containing forty eight 30-minute trading periods, except on the clock change days in spring and autumn when the Trading Day will last for 23 and 25 hours respectively The first trading period of the trading day commences at 06:00hrs.
RESOURCE_NAME	VARCHAR2(32)	The name of the resource (e.g. the name of the Generating Unit or Demand Side Unit for which data is being reported).
RESOURCE_TYPE	VARCHAR2(4)	Indicates the type of resource for which data is being submitted. Values include: PPMG, PPTG, VPMG, VPTG and DU. The publication will exclude APTG = Autonomous Price Taker Generator Unit types as these types of unit do not submit any Commercial Offer Data as per the Code
RUN_TYPE	VARCHAR2(4)	MSP Software Run applicable to the report (EA, EA2 or WD1).
JURISDICTION	VARCHAR2(4)	Republic of Ireland (ROI) or Northern Ireland (NI) as appropriate.
FUEL_TYPE	VARCHAR2(5)	Must be 'DEM' for Demand.
UNDER_TEST_YN	CHAR(1)	Flag indicating if the unit is under test for the Trading Day.

Element Name	Format	Description
DELIVERY_DATE	DATE	Calendar Day (referred to as “Day” in the Code).
DELIVERY_HOUR	NUMBER(2)	The hour of the day, based on the end of hour convention.
DELIVERY_INTERVAL	NUMBER(2)	Will be 1 or 2, to split an hour into two equal Trading Periods (i.e. 1 denotes the first half-hour and 2 denotes the second half-hour).
PRICE_1	NUMBER(8,2)	Price to schedule the unit to meet the associated (paired) MW Quantity.
QUANTITY_1	NUMBER(8,3)	Quantity in MW to which the associated (paired) price will apply when considered by the CMS.
PRICE_2	NUMBER(8,2)	Price for PQ pair 2
QUANTITY_2	NUMBER(8,3)	Quantity for PQ pair 2
PRICE_3	NUMBER(8,2)	Price for PQ pair 3
QUANTITY_3	NUMBER(8,3)	Quantity for PQ pair 3
PRICE_4	NUMBER(8,2)	Price for PQ pair 4
QUANTITY_4	NUMBER(8,3)	Quantity for PQ pair 4
PRICE_5	NUMBER(8,2)	Price for PQ pair 5
QUANTITY_5	NUMBER(8,3)	Quantity for PQ pair 5
PRICE_6	NUMBER(8,2)	Price for PQ pair 6
QUANTITY_6	NUMBER(8,3)	Quantity for PQ pair 6
PRICE_7	NUMBER(8,2)	Price for PQ pair 7
QUANTITY_7	NUMBER(8,3)	Quantity for PQ pair 7
PRICE_8	NUMBER(8,2)	Price for PQ pair 8
QUANTITY_8	NUMBER(8,3)	Quantity for PQ pair 8
PRICE_9	NUMBER(8,2)	Price for PQ pair 9
QUANTITY_9	NUMBER(8,3)	Quantity for PQ pair 9
PRICE_10	NUMBER(8,2)	Price for PQ pair 10
QUANTITY_10	NUMBER(8,3)	Quantity for PQ pair 10
SHUTDOWN_COST	NUMBER(8,2)	The costs associated with the Shut Down of a Demand Side Unit.

4.3.49 DAILY COMMERCIAL OFFER DATA – INTERCONNECTOR UNITS

Report Type: Market
Report Sub-Type: DAY_AHEAD
Periodicity: Daily
Report Name: PUB_D_CODInterconnectorUnits
File Name: PUB_D_CODInterconnectorUnits_<RUN_TYPE>
Where RUN_TYPE is one of EA, EA2 or WD1.
Report Title: Daily Commercial Offer Data - Interconnector Units (PUBLIC)
Audience: Public
Resolution: Trade Period (6:00 D to 6:00 D+1)
Frequency: PUB_D_CODInterconnectorUnits_EA at 09:00am TD+1
PUB_D_CODInterconnectorUnits_EA2 at 10:45am TD+1
PUB_D_CODInterconnectorUnits_WD1 at 13:55pm TD+1

Element Name	Format	Description
TRADE_DATE	DATE (DD/MM/YYYY)	A 24-hour period containing forty eight 30-minute trading periods, except on the clock change days in spring and autumn when the Trading Day will last for 23 and 25 hours respectively The first trading period of the trading day commences at 06:00hrs.
PARTICIPANT_NAME	VARCHAR2(12)	The Account PT Identifier, which represents the name of Market Participant, as registered in the CMS.
RESOURCE_NAME	VARCHAR2(32)	The name of the resource (e.g. the name of the Generating Unit or Demand Side Unit for which data is being reported).
RESOURCE_TYPE	VARCHAR2(4)	Indicates the type of resource for which data is being submitted. Value must be PPMG = Predictable Price Maker Generator Unit. For clarity, Interconnector Units are not equal to Interconnectors. Interconnector Units are owned by a participant and are considered to be price makers in the market.
RUN_TYPE	VARCHAR2(4)	MSP Software Run applicable to the report (EA, EA2 or WD1).
GATE_WINDOW	VARCHAR2(4)	Trading window applicable to the record (EA, EA2 or WD1)
JURISDICTION	VARCHAR2(4)	Republic of Ireland (ROI) or Northern Ireland (NI) as

Element Name	Format	Description
		appropriate.
PRIORITY_ORDER	NUMBER(2)	Used to prioritise Interconnector Unit Bids (if more than one exists in the same jurisdiction) when calculating Available Credit Cover. Default value is 1.
DELIVERY_DATE	DATE (DD/MM/YYYY)	Calendar Day (referred to as “Day” in the Code).
DELIVERY_HOUR	NUMBER(2)	The hour of the day, based on the end of hour convention.
DELIVERY_INTERVAL	NUMBER(2)	Will be 1 or 2, to split an hour into two equal Trading Periods (i.e. 1 denotes the first half-hour and 2 denotes the second half-hour).
PRICE_1	NUMBER(8,2)	Price which is used to schedule units to meet the Generation Requirement in the market systems, both in Ex-Ante and Ex-Post.
QUANTITY_1	NUMBER(8,3)	Quantity in MW to which the associated price will apply when considered by the CMS.
PRICE_2	NUMBER(8,2)	Price which is used to schedule units to meet the Generation Requirement in the market systems, both in Ex-Ante and Ex-Post. This Price value is optional as PRICE_1 is the only mandatory value.
QUANTITY_2	NUMBER(8,3)	Quantity in MW to which the associated price will apply when considered by the CMS. This Quantity value is optional as QUANTITY_1 is the only mandatory value.
PRICE_3	NUMBER(8,2)	As PRICE_2.
QUANTITY_3	NUMBER(8,3)	As QUANTITY_2.
PRICE_4	NUMBER(8,2)	As PRICE_2.
QUANTITY_4	NUMBER(8,3)	As QUANTITY_2.
PRICE_5	NUMBER(8,2)	As PRICE_2.
QUANTITY_5	NUMBER(8,3)	As QUANTITY_2.
PRICE_6	NUMBER(8,2)	As PRICE_2.
QUANTITY_6	NUMBER(8,3)	As QUANTITY_2.
PRICE_7	NUMBER(8,2)	As PRICE_2.
QUANTITY_7	NUMBER(8,3)	As QUANTITY_2.
PRICE_8	NUMBER(8,2)	As PRICE_2.
QUANTITY_8	NUMBER(8,3)	As QUANTITY_2.

Element Name	Format	Description
PRICE_9	NUMBER(8,2)	As PRICE_2.
QUANTITY_9	NUMBER(8,3)	As QUANTITY_2.
PRICE_10	NUMBER(8,2)	As PRICE_2.
QUANTITY_10	NUMBER(8,3)	As QUANTITY_2.
MAXIMUM_IU_IMPORT_CAPACITY_MW	NUMBER(8,3)	Maximum import capacity submitted for an Interconnector Unit per Trading Period This is used to calculate the upper output limit for Interconnector Units.
MAXIMUM_IU_EXPORT_CAPACITY_MW	NUMBER(8,3)	Maximum export capacity submitted for an Interconnector Unit per Trading Period This is used to calculate the lower output limit for Interconnector Units.

4.3.50 DAILY COMMERCIAL DATA GENERATOR UNIT NOMINATION PROFILES

Report Type: Market
Report Sub-Type: DAY_AHEAD
Periodicity: Daily
Report Name: PUB_D_CommercialOfferDataGenNomProfiles
File Name: PUB_D_CommercialOfferDataGenNomProfiles_<RUN_TYPE>
Where RUN_TYPE is one of EA, EA2 or WD1.

Report Title: Daily Commercial Data Generator Unit Nomination Profiles (PUBLIC)
Audience: Public
Resolution: Trade Period (6:00 D to 6:00 D+1)
Frequency: PUB_D_CommercialOfferDataGenNomProfiles_EA at 09:00am TD+1
PUB_D_CommercialOfferDataGenNomProfiles_EA2 at 10:45am TD+1
PUB_D_CommercialOfferDataGenNomProfiles_WD1 at 13:55pm TD+1

Element Name	Format	Description
--------------	--------	-------------

Element Name	Format	Description
TRADE_DATE	DATE (DD/MM/YYYY)	A 24-hour period containing forty eight 30-minute trading periods, except on the clock change days in spring and autumn when the Trading Day will last for 23 and 25 hours respectively The first trading period of the trading day commences at 06:00hrs.
RESOURCE_NAME	VARCHAR2(32)	The name of the resource (e.g. the name of the Demand Side Unit for which data is being reported).
RESOURCE_TYPE	VARCHAR2(4)	Indicates the type of resource for which data is being submitted. Values include: PPMG, PPTG, VPMG, VPTG and DU. The publication will exclude APTG = Autonomous Price Taker Generator Unit types as these types of unit do not submit any Technical Offer Data as per the Code
RUN_TYPE	VARCHAR2(4)	MSP Software Run applicable to the report (EA, EA2 or WD1).
JURISDICTION	VARCHAR2(4)	Republic of Ireland (ROI) or Northern Ireland (NI) as appropriate.
UNDER_TEST_YN	CHAR(1)	Flag indicating if the unit is under test for the Trading Day.
DELIVERY_DATE	DATE (DD/MM/YYYY)	Calendar Day (referred to as "Day" in the Code).
DELIVERY_HOUR	NUMBER(2)	The hour of the day, based on the end of hour convention.
DELIVERY_INTERVAL	NUMBER(2)	Will be 1 or 2, to split an hour into two equal Trading Periods (i.e. 1 denotes the first half-hour and 2 denotes the second half-hour).
NOMINATED_QUANTITY	NUMBER(8,3)	Nomination Profile means the nominated profile in MW of Unit u in Trading Period h.
DECREMENTAL_PRICE	NUMBER(8,2)	Submitted by MPs that are being treated as Price Takers, to account in settlements for the situation where they are constrained down.

4.3.51 DAILY COMMERCIAL DATA DEMAND SIDE UNIT NOMINATION PROFILES

Report Type: Market

Report Sub-Type: DAY_AHEAD

Periodicity: Daily

Report Name: PUB_D_CommercialOfferDataDemNomProfiles

File Name: PUB_D_CommercialOfferDataDemNomProfiles_<RUN_TYPE>
Where RUN_TYPE is one of EA, EA2 or WD1.

Report Title: Daily Commercial Data Demand Side Unit Nomination Profiles (PUBLIC)

Audience: Public

Resolution: Trade Period (6:00 D to 6:00 D+1)

Frequency: PUB_D_CommercialOfferDataDemNomProfiles_EA at 09:00am TD+1
PUB_D_CommercialOfferDataDemNomProfiles_EA2 at 10:45am TD+1
PUB_D_CommercialOfferDataDemNomProfiles_WD1 at 13:55pm TD+1

Element Name	Format	Description
TRADE_DATE	DATE (DD/MM/YYYY)	A 24-hour period containing forty eight 30-minute trading periods, except on the clock change days in spring and autumn when the Trading Day will last for 23 and 25 hours respectively. The first trading period of the trading day commences at 06:00hrs.
RESOURCE_NAME	VARCHAR2(32)	The name of the resource (e.g. the name of the Demand Side Unit for which data is being reported).
RESOURCE_TYPE	VARCHAR2(4)	Indicates the type of resource for which data is being submitted. Values include: PPMG, PPTG, VPMG, VPTG and DU. The publication will exclude APTG = Autonomous Price Taker Generator Unit types as these types of unit do not submit any Technical Offer Data as per the Code
JURISDICTION	VARCHAR2(4)	Republic of Ireland (ROI) or Northern Ireland (NI) as appropriate.
UNDER_TEST_YN	CHAR(1)	Flag indicating if the unit is under test for the Trading Day.
DELIVERY_DATE	DATE (DD/MM/YYYY)	Calendar Day (referred to as "Day" in the Code).
DELIVERY_HOUR	NUMBER(2)	The hour of the day, based on the end of hour convention.
DELIVERY_INTERVAL	NUMBER(2)	Will be 1 or 2, to split an hour into two equal Trading Periods (i.e. 1 denotes the first half-hour and 2 denotes the second half-hour).
NOMINATED_QUANTITY	NUMBER(8,3)	Nomination Profile means the nominated profile in MW of Unit u in Trading Period h.
DECREMENTAL_PRICE	NUMBER(8,2)	Submitted by MPs that are being treated as Price Takers, to account in settlements for the situation where they are constrained down.

4.3.52 DAILY DEMAND CONTROL DATA TRANSACTION

Report Type: Market
Report Sub-Type: DAY_AHEAD
Periodicity: Daily
Report Name: PUB_D_DemandControlData
File Name: PUB_D_DemandControlData
Report Title: Daily Demand Control Data Transaction (PUBLIC)
Audience: Public
Resolution: Trade Period (6:00 D to 6:00 D+1)
Frequency: Once Every Day at 13:58 TD+1

Element Name	Format	Description
TRADE_DATE	DATE (DD/MM/YYYY)	A 24-hour period containing forty eight 30-minute trading periods, except on the clock change days in spring and autumn when the Trading Day will last for 23 and 25 hours respectively The first trading period of the trading day commences at 06:00hrs.
DELIVERY_DATE	DATE (DD/MM/YYYY)	Calendar Day (referred to as "Day" in the Code).
DELIVERY_HOUR	NUMBER(2)	The hour of the day, based on the end of hour convention.
DELIVERY_INTERVAL	NUMBER(2)	Will be 1 or 2, to split an hour into two equal Trading Periods (i.e. 1 denotes the first half-hour and 2 denotes the second half-hour).
ESTIMATE_DEMAND_REDUCTION_MW	NUMBER(8,3)	Estimate of any reduction in demand as a consequence of Demand Control, i.e. Load Shedding.

4.3.53 DAILY GENERATOR UNIT TECHNICAL CHARACTERISTICS DATA TRANSACTION

Report Type: Market
Report Sub-Type: DAY_AHEAD
Periodicity: Daily
Report Name: PUB_D_GenUnitTechChars
File Name: PUB_D_GenUnitTechChars
Report Title: Daily Generator Unit Technical Characteristics Data (PUBLIC)
Audience: Public
Resolution: Trade Period (6:00 D to 6:00 D+1)
Frequency: Once Every Day at 15:30 TD+1.

Element Name	Format	Description
TRADE_DATE	DATE (DD/MM/YYYY)	A 24-hour period containing forty eight 30-minute trading periods, except on the clock change days in spring and autumn when the Trading Day will last for 23 and 25 hours respectively The first trading period of the trading day commences at 06:00hrs.
PARTICIPANT_NAME	VARCHAR2(12)	The Account PT Identifier, which represents the name of Market Participant, as registered in the CMS.
RESOURCE_NAME	VARCHAR2(32)	The name of the resource (e.g. the name of the Generating Unit, Supplier Unit, Demand Side Unit, Interconnector for which data is being reported).
RESOURCE_TYPE	VARCHAR2(4)	Indicates the type of resource for which data is being submitted - for example this will indicate if a resource is predictable or variable and whether it is a price taker or price maker Permitted values include: PPMG, PPTG, VPMG and VPTG.
GMT_OFFSET	NUMBER(1)	GMT offset (0 or 1).
EFF_TIME	DATE (DD/MM/YYYY HH24:MI:SS)	Effective time stamp.
ISSUE_TIME	DATE (DD/MM/YYYY HH24:MI:SS)	Issue time stamp.
OUTTURN_AVAILABILITY	NUMBER(8,3)	Outturn Availability, spot values, by Unit Id.
OUTTURN_MINIMUM_STABLE_GEN	NUMBER(8,3)	Outturn Minimum Stable Generation, spot values, by Unit Id.
OUTTURN_MINIMUM_OUTPUT	NUMBER(8,3)	Outturn Minimum Output, spot values, by Unit Id.
FUEL_USE_FLAG	VARCHAR2(1)	Indicates the fuel use type selected. The valid values are 'P' and 'S'.

4.3.54 DAILY ENERGY LIMITED GENERATOR UNIT TECHNICAL CHARACTERISTICS DATA TRANSACTION

Report Type: Market

Report Sub-Type: DAY_AHEAD

Periodicity: Daily

Report Name: PUB_D_EnergyLimitedGenUnitTechChars

File Name: PUB_D_EnergyLimitedGenUnitTechChars
 Report Title: Daily Energy Limited Generator Unit Technical Characteristics Data (PUBLIC)
 Audience: Public
 Resolution: Trade Period (6:00 D to 6:00 D+1)
 Frequency: Once Every Day at 15:30 TD+1

Element Name	Format	Description
TRADE_DATE	DATE (DD/MM/YYYY)	A 24-hour period containing forty eight 30-minute trading periods, except on the clock change days in spring and autumn when the Trading Day will last for 23 and 25 hours respectively The first trading period of the trading day commences at 06:00hrs.
PARTICIPANT_NAME	VARCHAR2(12)	The Account PT Identifier, which represents the name of Market Participant, as registered in the CMS.
RESOURCE_NAME	VARCHAR2(32)	The name of the resource (e.g. the name of the Generating Unit, Supplier Unit, Demand Side Unit, Interconnector for which data is being reported).
RESOURCE_TYPE	VARCHAR2(4)	Indicates the type of resource for which data is being submitted - for example this will indicate if a resource is predictable or variable and whether it is a price taker or price maker Permitted values include: PPMG, PPTG, VPMG and VPTG.
REDECLARED_ENERGY_LIMIT	NUMBER(8,3)	Re-Declared Values of Energy Limit, SELut.

4.3.55 DAILY PRICE-AFFECTING METERED DATA

Note: This excludes Trading Site Supplier Units for Trading Sites with Non-firm Access.

Report Type: Market
 Report Sub-Type: Metering
 Periodicity: Daily
 Report Name: PUB_D_PriceAffectingMeterData
 File Name: PUB_D_PriceAffectingMeterData
 Report Title: Daily Price Affecting Meter Data (PUBLIC)
 Audience: Public
 Resolution: Trade Period (6:00 D to 6:00 D+1)

Frequency: Once Every Day at 14:50 TD+1.

Element Name	Format	Description
TRADE_DATE	DATE (DD/MM/YYYY)	A 24-hour period containing forty eight 30-minute trading periods, except on the clock change days in spring and autumn when the Trading Day will last for 23 and 25 hours respectively The first trading period of the trading day commences at 06:00hrs.
PARTICIPANT_NAME	VARCHAR2(12)	The Account PT Identifier, which represents the name of Market Participant, as registered in the CMS.
RESOURCE_NAME	VARCHAR2(32)	The name of the resource (e.g. the name of the Generating Unit, Supplier Unit, Demand Side Unit, Interconnector Unit or Interconnector for which data is being reported).
RESOURCE_TYPE	VARCHAR2(4)	Indicates the type of resource for which data is being submitted - for example this will indicate if a resource is predictable or variable and whether it is a price taker or price maker Permitted values include: PPMG, PPTG, VPMG, VPTG, DU, SU and I.
JURISDICTION	VARCHAR2(4)	Republic of Ireland (ROI) or Northern Ireland (NI) as appropriate.
DELIVERY_DATE	DATE (DD/MM/YYYY)	Calendar Day (referred to as "Day" in the Code).
DELIVERY_HOUR	NUMBER(2)	The hour of the day, based on the end of hour convention.
DELIVERY_INTERVAL	NUMBER(2)	Will be 1 or 2, to split an hour into two equal Trading Periods (i.e. 1 denotes the first half-hour and 2 denotes the second half-hour).
METERED_MW	NUMBER(8,3)	Metered MW represents the total generation when the resource type is PPMG, PPTG, VPMG, and APTG. Metered MW represents the total load when the resource type is DU and SU.
METER_TRANSMISSION_TYPE	VARCHAR2(12)	Transmission Type: (PEG for this report) <ul style="list-style-type: none">• PED – Price Effecting Demand;• PEG – Price Effecting Generation;• NPED – Non-Price Effecting Demand;• NPEG – Non-Price Effecting Generation.• CJF – Cross-Jurisdictional Power Flow.

4.3.56 ANNUAL LOAD FORECAST

Report Type: System
Report Sub-Type: Forecasts
Periodicity: Annual
Report Name: PUB_A_LoadFcst
File Name: PUB_A_LoadFcst
Report Title: Annual Load Forecast (PUBLIC)
Audience: Public
Resolution: Trade Period (6:00 D to 6:00 D+ 1)
Frequency: Once Every Year

Element Name	Format	Description
TRADE_DATE	DATE (DD/MM/YYYY)	A 24-hour period containing forty eight 30-minute trading periods, except on the clock change days in spring and autumn when the Trading Day will last for 23 and 25 hours respectively The first trading period of the trading day commences at 06:00hrs.
JURISDICTION	VARCHAR2(4)	Republic of Ireland (ROI) or Northern Ireland (NI) as appropriate.
DELIVERY_DATE	DATE (DD/MM/YYYY)	Calendar Day (referred to as "Day" in the Code).
DELIVERY_HOUR	NUMBER(2)	The hour of the day, based on the end of hour convention.
DELIVERY_INTERVAL	NUMBER(2)	Will be 1 or 2, to split an hour into two equal Trading Periods (i.e. 1 denotes the first half-hour and 2 denotes the second half-hour).
LOAD_FORECAST	NUMBER(8,3)	Load Forecast value per Jurisdiction, as generated by the TSO.
ASSUMPTIONS	VARCHAR2(128)	Assumptions behind the creation of the forecast.

4.3.57 ANNUAL AGGREGATED LOAD FORECAST

Report Type: System
Report Sub-Type: Forecasts
Periodicity: Annual
Report Name: PUB_A_AggLoadFcst
File Name: PUB_A_AggLoadFcst
Report Title: Annual Aggregated Load Forecast (PUBLIC)

Audience: Public
Resolution: Trade Period (6:00 D to 6:00 D+ 1)
Frequency: Once Every Year

Element Name	Format	Description
TRADE_DATE	DATE (DD/MM/YYYY)	A 24-hour period containing forty eight 30-minute trading periods, except on the clock change days in spring and autumn when the Trading Day will last for 23 and 25 hours respectively The first trading period of the trading day commences at 06:00hrs.
DELIVERY_DATE	DATE (DD/MM/YYYY)	Calendar Day (referred to as “Day” in the Code).
DELIVERY_HOUR	NUMBER(2)	The hour of the day, based on the end of hour convention.
DELIVERY_INTERVAL	NUMBER(2)	Will be 1 or 2, to split an hour into two equal Trading Periods (i.e. 1 denotes the first half-hour and 2 denotes the second half-hour).
LOAD_FORECAST	NUMBER(8,3)	Load Forecast value, as provided by the TSO.

4.3.58 MONTHLY TRANSMISSION OUTAGE SCHEDULES

This report is manually published on the SEMO website in PDF format, when provided by the TSO.

4.3.59 MONTHLY TRANSMISSION OUTAGE SUMMARY

This report is manually published on the SEMO website in PDF format, when provided by the TSO.

4.3.60 DAILY LOAD FORECAST SUMMARY

Report Type: System
Report Sub-Type: Forecasts
Periodicity: Daily
Report Name: PUB_D_LoadFcstSummary
File Name: PUB_D_LoadFcstSummary
Report Title: Daily Load Forecast Summary (PUBLIC)
Audience: Public
Resolution: Trade Period (6:00 D to 6:00 D+ 1)
Frequency: Following receipt of each Accepted Four Day Load Forecast feed.

Element Name	Format	Description
--------------	--------	-------------

Element Name	Format	Description
TRADE_DATE	DATE (DD/MM/YYYY)	A 24-hour period containing forty eight 30-minute trading periods, except on the clock change days in spring and autumn when the Trading Day will last for 23 and 25 hours respectively The first trading period of the trading day commences at 06:00hrs.
JURISDICTION	VARCHAR2(4)	Republic of Ireland (ROI) or Northern Ireland (NI) as appropriate.
DELIVERY_DATE	DATE (DD/MM/YYYY)	Calendar Day (referred to as "Day" in the Code).
DELIVERY_HOUR	NUMBER(2)	The hour of the day, based on the end of hour convention.
DELIVERY_INTERVAL	NUMBER(2)	Will be 1 or 2, to split an hour into two equal Trading Periods (i.e. 1 denotes the first half-hour and 2 denotes the second half-hour).
FORECAST_MW	NUMBER(8,3)	Load Forecast value, as generated by the TSO.
ASSUMPTIONS	VARCHAR2(128)	Assumptions behind the creation of the forecast.
NET_LOAD_FORECAST	NUMBER(8,3)	Forecast value of the load excluding the amount served by wind units.

4.3.61 DAILY INTERCONNECTOR ATC

Report Type: System
Report Sub-Type: Interconnector
Periodicity: Following receipt of ATC data.
Report Name: PUB_D_IntconnATCData
File Name: PUB_D_IntconnATCData
Report Title: Daily Interconnector ATC Data (PUBLIC)
Audience: Public
Resolution: Trade Period (6:00 D to 6:00 D+1)
Frequency: Following each Accepted ATC Data Transaction

Element Name	Format	Description
--------------	--------	-------------

Element Name	Format	Description
TRADE_DATE	DATE (DD/MM/YYYY)	A 24-hour period containing forty eight 30-minute trading periods, except on the clock change days in spring and autumn when the Trading Day will last for 23 and 25 hours respectively The first trading period of the trading day commences at 06:00hrs.
RESOURCE_NAME	VARCHAR2(32)	Interconnector Unit.
DELIVERY_DATE	DATE (DD/MM/YYYY)	Calendar Day (referred to as "Day" in the Code)
DELIVERY_HOUR	NUMBER(2)	The hour of the day, based on the end of hour convention.
DELIVERY_INTERVAL	NUMBER(2)	Will be 1 or 2, to split an hour into two equal Trading Periods (i.e. 1 denotes the first half-hour and 2 denotes the second half-hour).
MAXIMUM_IMPORT_MW	NUMBER(8,3)	Maximum Interconnector Import MW.
MAXIMUM_EXPORT_MW	NUMBER(8,3)	Maximum Interconnector Export MW.

4.3.62 DAILY REVISED INTERCONNECTOR ATC DATA

Report Type: System
Report Sub-Type: Interconnector
Periodicity: Daily
Report Name: PUB_D_RevIntconnATCData
File Name: PUB_D_RevIntconnATCData
Report Title: Daily Revised Interconnector ATC Data (PUBLIC)
Audience: Public
Resolution: Trade Period (6:00 D to 6:00 D+1)
Frequency: Once Every Day at 15:00 TD+1.

Element Name	Format	Description
TRADE_DATE	DATE (DD/MM/YYYY)	A 24-hour period containing forty eight 30-minute trading periods, except on the clock change days in spring and autumn when the Trading Day will last for 23 and 25 hours respectively The first trading period of the trading day commences at 06:00hrs.
RESOURCE_NAME	VARCHAR2(32)	Interconnector Unit.

DELIVERY_DATE	DATE (DD/MM/YYYY)	Calendar Day (referred to as “Day” in the Code).
DELIVERY_HOUR	NUMBER(2)	The hour of the day, based on the end of hour convention.
DELIVERY_INTERVAL	NUMBER(2)	Will be 1 or 2, to split an hour into two equal Trading Periods (i.e. 1 denotes the first half-hour and 2 denotes the second half-hour).
MAXIMUM_IMPORT_MW	NUMBER(8,3)	Maximum Interconnector Import MW.
MAXIMUM_EXPORT_MW	NUMBER(8,3)	Maximum Interconnector Export MW.

4.3.63 INDICATIVE INTERCONNECTOR FLOWS AND RESIDUAL CAPACITY

Report Type: System
 Report Sub-Type: Interconnector
 Periodicity: N/A
 Report Name: PUB_IndicativeInterconnFlows
 File Name: PUB_IndicativeInterconnFlows
 Report Title: Indicative Interconnector Flows and Residual Capacity (PUBLIC)
 Audience: Public
 Resolution: Trade Period (6:00 D to 6:00 D+1)
 Frequency: Once Every Day at 15:50 TD+1.

Element Name	Format	Description
TRADE_DATE	DATE (DD/MM/YYYY)	A 24-hour period containing forty eight 30-minute trading periods, except on the clock change days in spring and autumn when the Trading Day will last for 23 and 25 hours respectively The first trading period of the trading day commences at 06:00hrs.
RESOURCE_NAME	VARCHAR2(32)	Interconnector Unit
DELIVERY_DATE	DATE (DD/MM/YYYY)	Calendar Day (referred to as “Day” in the Code).
DELIVERY_HOUR	NUMBER(2)	The hour of the day, based on the end of hour convention.
DELIVERY_INTERVAL	NUMBER(2)	Will be 1 or 2, to split an hour into two equal Trading Periods (i.e. 1 denotes the first half-hour and 2 denotes the second half-hour).
NET_FLOW	NUMBER(8,3)	Metered MW for the Interconnector.
RESIDUAL_CAPACITY	NUMBER(8,3)	Difference between Scheduled and Actual Interconnector Flow.

4.3.64 INITIAL INTERCONNECTOR FLOWS AND RESIDUAL CAPACITY

Report Type: System
Report Sub-Type: Interconnector
Periodicity: N/A
Report Name: PUB_InitialInterconnFlows
File Name: PUB_InitialInterconnFlows
Report Title: Initial Interconnector Flows and Residual Capacity (PUBLIC)
Audience: Public
Resolution: Trade Period (6:00 D to 6:00 D+1)
Frequency: Once Every Day at 15:55 TD+4.

Element Name	Format	Description
TRADE_DATE	DATE (DD/MM/YYYY)	A 24-hour period containing forty eight 30-minute trading periods, except on the clock change days in spring and autumn when the Trading Day will last for 23 and 25 hours respectively The first trading period of the trading day commences at 06:00hrs.
RESOURCE_NAME	VARCHAR2(32)	The name of the resource (e.g. the name of the Generating Unit, Supplier Unit, Demand Side Unit, Interconnector Unit or Interconnector for which data is being reported).
DELIVERY_DATE	DATE (DD/MM/YYYY)	Calendar Day (referred to as "Day" in the Code).
DELIVERY_HOUR	NUMBER(2)	The hour of the day, based on the end of hour convention.
DELIVERY_INTERVAL	NUMBER(2)	Will be 1 or 2, to split an hour into two equal Trading Periods (i.e. 1 denotes the first half-hour and 2 denotes the second half-hour).
NET_FLOW	NUMBER(8,3)	Metered MW for the Interconnector.
RESIDUAL_CAPACITY	NUMBER(8,3)	Difference between Scheduled and Actual Interconnector Flow.

4.3.65 ANNUAL TRANSMISSION LOSS ADJUSTMENT FACTORS

Report Type: System
Report Sub-Type: Miscellaneous
Periodicity: Annual

Report Name: PUB_A_TransLossAdjustmentFactors
MM represents the month in numeric format.
Possible values for MM are:

- 01 – January
- 02 – February
- 03 – March
- 04 – April
- 05 – May
- 06 – June
- 07 – July
- 08 – August
- 09 – September
- 10 – October
- 11 – November
- 12 – December

File Name: PUB_A_TransLossAdjustmentFactors_MM.csv.zip
Report Title: Annual Transmission Loss Adjustment Factors (PUBLIC)
Audience: Public
Resolution: Calendar Day at a trading period level for all days in that month.
Format: CSV
Frequency: Once Every Year

Generated Report Name	Activation Time
PUB_A_TransLossAdjustmentFactors_01.csv.zip	+09:01:10:00
PUB_A_TransLossAdjustmentFactors_02.csv.zip	+09:01:10:05
PUB_A_TransLossAdjustmentFactors_03.csv.zip	+09:01:10:10
PUB_A_TransLossAdjustmentFactors_04.csv.zip	+09:01:10:15
PUB_A_TransLossAdjustmentFactors_05.csv.zip	+09:01:10:20
PUB_A_TransLossAdjustmentFactors_06.csv.zip	+09:01:10:25
PUB_A_TransLossAdjustmentFactors_07.csv.zip	+09:01:10:30
PUB_A_TransLossAdjustmentFactors_08.csv.zip	+09:01:10:35
PUB_A_TransLossAdjustmentFactors_09.csv.zip	+09:01:10:40
PUB_A_TransLossAdjustmentFactors_10.csv.zip	+09:01:10:45
PUB_A_TransLossAdjustmentFactors_11.csv.zip	+09:01:10:50
PUB_A_TransLossAdjustmentFactors_12.csv.zip	+09:01:10:55

*Note: The Activation Time gives an indication at the time this report will commence running in the Central Market Systems. This actual time the report is made available to Market Participants is dependent on the length of time the report takes to run in the Central Market Systems.

CSV Report Header Column Description:

Field Name	Description
REPORT_NAME	PUB_A_TransLossAdjustmentFactors
TITLE	Annual Transmission Loss Adjustment Factors (PUBLIC)
RPT_DATE	Date and Time on which the report was generated. Format is: DD/MM/YYYY HH24:MI:SS
MONTH	Numeric representation of the month for which data is presented in the report. Format is MM. Single digit months will have a zero prefixed. Example: January report will have 01
TRADE_DATE	Trade Date used to generate the report. Format is YYYYMMDD
COUNT	Count of records presented in the report.

CSV Report Contents Column Description:

Field Name	Description
TRADE DATE	Trade Date (DD/MM/YYYY)
PARTICIPANT NAME	Participant Name
RESOURCE NAME	Resources Identification
DELIVERY DATE	Delivery Date (DD/MM/YYYY)
DELIVERY HOUR	Delivery Hour
DELIVERY INTERVAL	Delivery Interval
LOSS FACTOR	Loss Factor



Note: Each line of the report header column and report contents column in the CSV report file starts with a “*” to differentiate it from actual report data.

Sample CSV:

Below is a sample of the actual CSV report file generated by the report manager. Each line that begins with a “*” has a specific purpose and meaning. There are eight fixed lines of header followed by data.

- The first line is the report name
- The second line contains the report title
- The third line contains the time when the report was generated
- The fourth line contains the month number
- The fifth line contains the date for which the report was requested
- The sixth line contains the count of records
- The seventh is a blank line
- The eighth line is the list of all data columns.

The words 'REPORT_NAME', 'TITLE', 'RPT_DATE', 'MONTH', 'TRADE_DATE' and 'COUNT' are all fixed values.

```
* REPORT_NAME: PUB_A_TransLossAdjustmentFactors
* TITLE: Annual Transmission Loss Adjustment Factors (PUBLIC)
* RPT_DATE: 09/11/2012 15:37:36
* MONTH: 01
* TRADE_DATE: 20110101
* COUNT: 224496

* TRADE_DATE, PARTICIPANT_NAME, RESOURCE_NAME, DELIVERY_DATE, DELIVERY_HOUR, DELIVERY_INTERVAL, LOSS_FACTOR
01/01/2011, IA_NIMOYLE, I_NIMOYLE, 02/01/2011, 1, 1, .990
01/01/2011, IA_NIMOYLE, I_NIMOYLE, 02/01/2011, 1, 2, .990
01/01/2011, IA_NIMOYLE, I_NIMOYLE, 02/01/2011, 2, 1, .990
01/01/2011, IA_NIMOYLE, I_NIMOYLE, 02/01/2011, 2, 2, .990
01/01/2011, IA_NIMOYLE, I_NIMOYLE, 02/01/2011, 3, 1, .990
01/01/2011, IA_NIMOYLE, I_NIMOYLE, 02/01/2011, 3, 2, .990
01/01/2011, IA_NIMOYLE, I_NIMOYLE, 02/01/2011, 4, 1, .990
01/01/2011, IA_NIMOYLE, I_NIMOYLE, 02/01/2011, 4, 2, .990
01/01/2011, IA_NIMOYLE, I_NIMOYLE, 02/01/2011, 5, 1, .990
01/01/2011, IA_NIMOYLE, I_NIMOYLE, 02/01/2011, 5, 2, .990
01/01/2011, IA_NIMOYLE, I_NIMOYLE, 02/01/2011, 6, 1, .990
01/01/2011, IA_NIMOYLE, I_NIMOYLE, 02/01/2011, 6, 2, .990
01/01/2011, IA_NIMOYLE, I_NIMOYLE, 01/01/2011, 7, 1, .990
01/01/2011, IA_NIMOYLE, I_NIMOYLE, 01/01/2011, 7, 2, .990
01/01/2011, IA_NIMOYLE, I_NIMOYLE, 01/01/2011, 8, 1, .976
```

4.3.66 MONTHLY UPDATES TO TRANSMISSION OUTAGE SCHEDULES

This report is manually published on the SEMO website in PDF format (in the General Publications section), as soon as it is provided by the TSO.

4.3.67 MONTHLY LOAD FORECAST & ASSUMPTIONS

Report Type: System
 Report Sub-Type: Forecasts
 Periodicity: Monthly
 Report Name: PUB_M_LoadFcstAssumptions
 File Name: PUB_M_LoadFcstAssumptions
 Report Title: Monthly Load Forecast and Assumptions (PUBLIC)
 Audience: Public
 Resolution: Trade Period (6:00 D to 6:00 D+1)
 Frequency: Once Every Month

Element Name	Format	Description
TRADE_DATE	DATE (DD/MM/YYYY)	A 24-hour period containing forty eight 30-minute trading periods, except on the clock change days in spring and autumn when the Trading Day will last for 23 and 25 hours respectively The first trading period of the trading day commences at 06:00hrs.

Element Name	Format	Description
JURISDICTION	VARCHAR2(4)	Republic of Ireland (ROI) or Northern Ireland (NI) as appropriate.
DELIVERY_DATE	DATE (DD/MM/YYYY)	Calendar Day (referred to as “Day” in the Code).
DELIVERY_HOUR	NUMBER(2)	The hour of the day, based on the end of hour convention.
DELIVERY_INTERVAL	NUMBER(2)	Will be 1 or 2, to split an hour into two equal Trading Periods (i.e. 1 denotes the first half-hour and 2 denotes the second half-hour).
FORECAST_MW	NUMBER(8,3)	Load Forecast value per Jurisdiction, as generated by the TSO.
ASSUMPTIONS	VARCHAR2(128)	Assumptions behind the creation of the forecast.

4.3.68 MONTHLY AGGREGATED LOAD FORECAST

Report Type: System
Report Sub-Type: Forecasts
Periodicity: Monthly
Report Name: PUB_M_AggLoadFcst
File Name: PUB_M_AggLoadFcst
Report Title: Monthly Load Aggregated Load Forecast (PUBLIC)
Audience: Public
Resolution: Trade Period (6:00 D to 6:00 D+1)
Frequency: Once Every Month

Element Name	Format	Description
TRADE_DATE	DATE (DD/MM/YYYY)	A 24-hour period containing forty eight 30-minute trading periods, except on the clock change days in spring and autumn when the Trading Day will last for 23 and 25 hours respectively The first trading period of the trading day commences at 06:00hrs.
DELIVERY_DATE	DATE (DD/MM/YYYY)	Calendar Day (referred to as “Day” in the Code).
DELIVERY_HOUR	NUMBER(2)	The hour of the day, based on the end of hour convention.
DELIVERY_INTERVAL	NUMBER(2)	Will be 1 or 2, to split an hour into two equal Trading Periods (i.e. 1 denotes the first half-hour and 2 denotes the

Element Name	Format	Description
		second half-hour).
FORECAST_MW	NUMBER(8,3)	Load Forecast value.

4.3.69 DAILY FOUR DAY ROLLING LOAD FORECAST AND ASSUMPTIONS

Report Type: System
Report Sub-Type: Forecasts
Periodicity: Daily
Report Name: PUB_D_LoadFcstAssumptions
File Name: PUB_D_LoadFcstAssumptions
Report Title: Daily Four Day Rolling Load Forecast and Assumptions (PUBLIC)
Audience: Public
Resolution: Trade Period (6:00 D to 6:00 D+ 1)
Frequency: Following receipt of each Accepted Four Day Load Forecast feed.

Element Name	Format	Description
TRADE_DATE	DATE (DD/MM/YYYY)	A 24-hour period containing forty eight 30-minute trading periods, except on the clock change days in spring and autumn when the Trading Day will last for 23 and 25 hours respectively The first trading period of the trading day commences at 06:00hrs.
JURISDICTION	VARCHAR2(4)	Republic of Ireland (ROI) or Northern Ireland (NI) as appropriate.
DELIVERY_DATE	DATE (DD/MM/YYYY)	Calendar Day (referred to as "Day" in the Code).
DELIVERY_HOUR	NUMBER(2)	The hour of the day, based on the end of hour convention.
DELIVERY_INTERVAL	NUMBER(2)	Will be 1 or 2, to split an hour into two equal Trading Periods (i.e. 1 denotes the first half-hour and 2 denotes the second half-hour).
FORECAST_MW	NUMBER(8,3)	Load Forecast value per Jurisdiction, as generated by the TSO.
ASSUMPTIONS	VARCHAR2(128)	Assumptions behind the creation of the forecast.

4.3.70 DAILY AGGREGATED FOUR DAY ROLLING LOAD FORECAST

Report Type: System

Report Sub-Type: Forecasts
Periodicity: Daily
Report Name: PUB_D_AggLoadFcst
File Name: PUB_D_AggLoadFcst
Report Title: Daily Aggregated Four Day Rolling Load Forecast (PUBLIC)
Audience: Public
Resolution: Trade Period (6:00 D to 6:00 D+1)
Frequency: Following each Accepted Four Day Load Forecast feed.

Element Name	Format	Description
TRADE_DATE	DATE (DD/MM/YYYY)	A 24-hour period containing forty eight 30-minute trading periods, except on the clock change days in spring and autumn when the Trading Day will last for 23 and 25 hours respectively The first trading period of the trading day commences at 06:00hrs.
DELIVERY_DATE	DATE (DD/MM/YYYY)	Calendar Day (referred to as "Day" in the Code).
DELIVERY_HOUR	NUMBER(2)	The hour of the day, based on the end of hour convention.
DELIVERY_INTERVAL	NUMBER(2)	Will be 1 or 2, to split an hour into two equal Trading Periods (i.e. 1 denotes the first half-hour and 2 denotes the second half-hour).
FORECAST_MW	NUMBER(8,3)	Load Forecast value.

4.3.71 DAILY TRANSMISSION OUTAGE SCHEDULES

This report is manually published on the SEMO website in PDF format when available from TSOs.

4.3.72 TWO DAY ROLLING WIND FORECAST AND ASSUMPTIONS

Report Type: System
Report Sub-Type: Forecasts
Periodicity: N/A
Report Name: PUB_D_RollingWindFcstAssumptions
File Name: PUB_D_RollingWindFcstAssumptions
Report Title: Daily Rolling Wind Forecast and Assumptions (PUBLIC)
Audience: Public
Resolution: Trade Period (6:00 D to 6:00 D+1)

Frequency: Following receipt of each Accepted Wind Power Unit Forecast feed.

Element Name	Format	Description
TRADE_DATE	DATE (DD/MM/YYYY)	A 24-hour period containing forty eight 30-minute trading periods, except on the clock change days in spring and autumn when the Trading Day will last for 23 and 25 hours respectively The first trading period of the trading day commences at 06:00hrs.
JURISDICTION	VARCHAR2(4)	Republic of Ireland (ROI) or Northern Ireland (NI) as appropriate.
PARTICIPANT_NAME	VARCHAR2(12)	The Account PT Identifier, which represents the name of Market Participant, as registered in the CMS.
RESOURCE_NAME	VARCHAR2(32)	The name of the resource (e.g. the name of the Generating Unit, Supplier Unit, Demand Side Unit, Interconnector Unit or Interconnector for which data is being reported).
DELIVERY_DATE	DATE (DD/MM/YYYY)	Calendar Day (referred to as "Day" in the Code).
DELIVERY_HOUR	NUMBER(2)	The hour of the day, based on the end of hour convention.
DELIVERY_INTERVAL	NUMBER(2)	Will be 1 or 2, to split an hour into two equal Trading Periods (i.e. 1 denotes the first half-hour and 2 denotes the second half-hour).
FORECAST_MW	NUMBER(8,3)	Wind Forecast value, as generated by the TSO
ASSUMPTIONS	VARCHAR2(128)	Assumptions behind the creation of the forecast.

4.3.73 TWO DAY ROLLING WIND FORECAST AND ASSUMPTIONS PER JURISDICTION

Report Type: System
Report Sub-Type: Forecasts
Periodicity: N/A
Report Name: PUB_D_RollingWindFcstAssumptionsJurisdiction
File Name: PUB_D_RollingWindFcstAssumptionsJurisdiction
Report Title: Daily Rolling Wind Forecast and Assumptions Aggregated Per Jurisdiction (PUBLIC)
Audience: Public
Resolution: Trade Period (6:00 D to 6:00 D+1)
Frequency: Following receipt of each Accepted Wind Power Unit Forecast feed.

Element Name	Format	Description
TRADE_DATE	DATE (DD/MM/YYYY)	A 24-hour period containing forty eight 30-minute trading periods, except on the clock change days in spring and autumn when the Trading Day will last for 23 and 25 hours respectively The first trading period of the trading day commences at 06:00hrs.
JURISDICTION	VARCHAR2(4)	Republic of Ireland (ROI) or Northern Ireland (NI) as appropriate.
DELIVERY_DATE	DATE (DD/MM/YYYY)	Calendar Day (referred to as “Day” in the Code).
DELIVERY_HOUR	NUMBER(2)	The hour of the day, based on the end of hour convention.
DELIVERY_INTERVAL	NUMBER(2)	Will be 1 or 2, to split an hour into two equal Trading Periods (i.e. 1 denotes the first half-hour and 2 denotes the second half-hour).
FORECAST_MW	NUMBER(8,3)	The wind forecast per Jurisdiction for each Trading Period in the next two Trading Days as forecast by the System Operators.
ASSUMPTIONS	VARCHAR2(128)	Assumptions behind the creation of the forecast.

4.3.74 TWO DAY AGGREGATED ROLLING WIND POWER FORECAST

Report Type: System
Report Sub-Type: Forecasts
Periodicity: N/A
Report Name: PUB_D_AggRollingWindFcst
File Name: PUB_D_AggRollingWindFcst
Report Title: Two Day Aggregated Rolling Wind Power Forecast (PUBLIC)
Audience: Public
Resolution: Trade Period (6:00 D to 6:00 D+1)
Frequency: Once Every 6 Hours

Element Name	Format	Description
TRADE_DATE	DATE (DD/MM/YYYY)	A 24-hour period containing forty eight 30-minute trading periods, except on the clock change days in spring and autumn when the Trading Day will last for 23 and 25 hours respectively

Element Name	Format	Description
		The first trading period of the trading day commences at 06:00hrs.
DELIVERY_DATE	DATE (DD/MM/YYYY)	Calendar Day (referred to as “Day” in the Code).
DELIVERY_HOUR	NUMBER(2)	The hour of the day, based on the end of hour convention.
DELIVERY_INTERVAL	NUMBER(2)	Will be 1 or 2, to split an hour into two equal Trading Periods (i.e. 1 denotes the first half-hour and 2 denotes the second half-hour).
FORECAST_MW	NUMBER(8,3)	The wind forecast for each Trading Period in the next two Trading Days as forecast by the System Operators.

4.3.75 DAILY INTERCONNECTOR CAPACITY ACTIVE HOLDINGS

Report Type: System
Report Sub-Type: Interconnector
Periodicity: Daily
Report Name: PUB_D_IntconnCapActHoldResults
File Name: PUB_D_IntconnCapActHoldResults
Report Title: Daily Interconnector Capacity Active Holdings (PUBLIC)
Audience: Public
Resolution: Trade Period (6:00 D to 6:00 D+1)
Frequency: Once Every Day, at 14:50 TD+1.

Element Name	Format	Description
TRADE_DATE	DATE (DD/MM/YYYY)	A 24-hour period containing forty eight 30-minute trading periods, except on the clock change days in spring and autumn when the Trading Day will last for 23 and 25 hours respectively The first trading period of the trading day commences at 06:00hrs.
PARTICIPANT_NAME	VARCHAR2(12)	The Account PT Identifier, which represents the name of Market Participant, as registered in the CMS.
RESOURCE_NAME	VARCHAR2(32)	The name of the resource (e.g. the name of the Generating Unit, Supplier Unit, Demand Side Unit, Interconnector Unit or Interconnector for which data is being reported).
DELIVERY_DATE	DATE (DD/MM/YYYY)	Calendar Day (referred to as “Day” in the Code).

Element Name	Format	Description
DELIVERY_HOUR	NUMBER(2)	The hour of the day, based on the end of hour convention.
DELIVERY_INTERVAL	NUMBER(2)	Will be 1 or 2, to split an hour into two equal Trading Periods (i.e. 1 denotes the first half-hour and 2 denotes the second half-hour).
INTERCONNECTOR_EXPORT_CAPACITY	NUMBER(11.3)	Maximum Interconnector Export Capacity offered on the Interconnector Unit in each Trading Period in the optimisation time horizon of the Indicative Market Schedule.
INTERCONNECTOR_IMPORT_CAPACITY	NUMBER(11.3)	Maximum Interconnector Import Capacity offered on the Interconnector Unit in each Trading Period in the optimisation time horizon of the Indicative Market Schedule.

4.3.76 INTENTIONALLY BLANK

Intentionally blank for document indexing reasons.

4.3.77 INTENTIONALLY BLANK

Intentionally blank for document indexing reasons.

4.3.78 DAILY REVISED INTERCONNECTOR MODIFIED NOMINATIONS

Report Type: System
Report Sub-Type: Interconnector
Periodicity: Daily
Report Name: PUB_D_RevIntconnModNominations
File Name: PUB_D_RevIntconnModNominations
Report Title: Daily Revised Interconnector Modified Nominations (PUBLIC)
Audience: Public
Resolution: Trade Period (6:00 D to 6:00 D-1)
Frequency: Once Every Day at 14:30 TD+1.

Element Name	Format	Description
TRADE_DATE	DATE (DD/MM/YYYY)	A 24-hour period containing forty eight 30-minute trading periods, except on the clock change days in spring and autumn when the Trading Day will last for 23 and 25 hours respectively The first trading period of the trading day commences at 06:00hrs.
PARTICIPANT_NAME	CHAR(32)	The Account PT Identifier

Element Name	Format	Description
RESOURCE_NAME	VARCHAR2(32)	The name of the resource (e.g. the name of the Generating Unit, Supplier Unit, Demand Side Unit, Interconnector Unit or Interconnector for which data is being reported).
DELIVERY_DATE	DATE (DD/MM/YYYY)	Calendar Day (referred to as "Day" in the Code).
DELIVERY_HOUR	NUMBER(2)	The hour of the day, based on the end of hour convention.
DELIVERY_INTERVAL	NUMBER(2)	Will be 1 or 2, to split an hour into two equal Trading Periods (i.e. 1 denotes the first half-hour the first half-hour and 2 denotes the second half-hour).
RUN_TYPE	VARCHAR2(4)	MSP Software Run applicable to the report.
GATE_WINDOW	VARCHAR2(4)	Trading window applicable to the record (EA, EA2 and WD1)
UNIT_NOMINATION	NUMBER(8,3)	Quantity nominated for import or export for an Interconnector Unit.

4.3.79 MONTHLY LOSS OF LOAD PROBABILITY

Report Type: System
Report Sub-Type: Forecasts
Periodicity: Monthly
Report Name: PUB_M_LossLoadProbabilityFcst
File Name: PUB_M_LossLoadProbabilityFcst
Report Title: Monthly Loss of Load Probability Forecast (PUBLIC)
Audience: Public
Resolution: Trade Period (6:00 D to 6:00 D+1)
Frequency: Once Every Month

Element Name	Format	Description
--------------	--------	-------------

Element Name	Format	Description
TRADE_DATE	DATE (DD/MM/YYYY)	A 24-hour period containing forty eight 30-minute trading periods, except on the clock change days in spring and autumn when the Trading Day will last for 23 and 25 hours respectively The first trading period of the trading day commences at 06:00hrs.
DELIVERY_DATE	DATE (DD/MM/YYYY)	Calendar Day (referred to as “Day” in the Code).
DELIVERY_HOUR	NUMBER(2)	The hour of the day, based on the end of hour convention.
DELIVERY_INTERVAL	NUMBER(2)	Will be 1 or 2, to split an hour into two equal Trading Periods (i.e. 1 denotes the first half-hour and 2 denotes the second half-hour).
LOSS_OF_LOAD_PROBABILITY	NUMBER(6,5)	Forecast of Loss of Load Probability for each Trading Period in the next month.

4.3.80 DAILY EX-POST LOSS OF LOAD PROBABILITY

Report Type: System
Report Sub-Type: Forecasts
Periodicity: Daily
Report Name: PUB_D_EPLossOfLoadProbability
File Name: PUB_D_EPLossOfLoadProbability
Report Title: Daily Forecast Ex-Post Loss Of Load Probability (PUBLIC)
Audience: Public
Resolution: Trade Period (6:00 D to 6:00 D+1)
Frequency: Once Every Day at 16:27 TD-1

Element Name	Format	Description
TRADE_DATE	DATE (DD/MM/YYYY)	A 24-hour period containing forty eight 30-minute trading periods, except on the clock change days in spring and autumn when the Trading Day will last for 23 and 25 hours respectively. The first trading period of the trading day commences at 06:00hrs.
DELIVERY_DATE	DATE (DD/MM/YYYY)	Calendar Day (referred to as "Day" in the Code).
DELIVERY_HOUR	NUMBER(2)	The hour of the day, based on the end of hour convention.
DELIVERY_INTERVAL	NUMBER(1)	Will be 1 or 2, to split an hour into two equal Trading Periods (i.e. 1 denotes the first half-hour and 2 denotes the second half-hour).
EP_LOSS_OF_LOAD_PROBABILITY	NUMBER(13,12)	Forecast of Loss of Load Probability for each Trading Period in the forthcoming 31 Trading Days.

4.3.81 DAILY SO SYSTEM FREQUENCY

Report Type: System
Report Sub-Type: Miscellaneous
Periodicity: Daily
Report Name: PUB_D_SystemFrequency
File Name: PUB_D_SystemFrequency
Report Title: Daily SO System Frequency (PUBLIC)
Audience: Public
Resolution: Trade Period (6:00 D to 6:00 D+1)
Frequency: Once Every Day at 14:03 TD+1.

Element Name	Format	Description
TRADE_DATE	DATE (DD/MM/YYYY)	A 24-hour period containing forty eight 30-minute trading periods, except on the clock change days in spring and autumn when the Trading Day will last for 23 and 25 hours respectively The first trading period of the trading day commences at 06:00hrs.
PARTICIPANT_NAME	VARCHAR2(12)	The Account PT Identifier, which represents the name of Market Participant, as registered in the CMS.
DELIVERY_DATE	DATE (DD/MM/YYYY)	Calendar Day (referred to as "Day" in the Code).
DELIVERY_HOUR	NUMBER(2)	The hour of the day, based on the end of hour convention.
DELIVERY_INTERVAL	NUMBER(2)	Will be 1 or 2, to split an hour into two equal Trading Periods (i.e. 1 denotes the first half-hour and 2 denotes the second half-hour).
NORMAL_FREQUENCY	NUMBER(8,3)	Nominal Frequency values in Hz per Trading Period utilised in the calculation of the tolerance bands for Over or Under Generation.
AVERAGE_FREQUENCY	NUMBER(8,3)	Average Frequency values in Hz per Trading Period utilised in the calculation of the tolerance bands for Over or Under Generation.

4.3.82 DAILY SO INTERCONNECTOR TRADES

Report Type: System
Report Sub-Type: Interconnector
Periodicity: Daily

Report Name: PUB_D_InterconnectorTrades
 File Name: PUB_D_InterconnectorTrades
 Report Title: Daily Interconnector Trades (PUBLIC)
 Audience: Public
 Resolution: Trade Period (6:00 D to 6:00 D+1)
 Frequency: Once Every Day at 15:45 TD+1.

Element Name	Format	Description
TRADE_DATE	DATE (DD/MM/YYYY)	A 24-hour period containing forty eight 30-minute trading periods, except on the clock change days in spring and autumn when the Trading Day will last for 23 and 25 hours respectively The first trading period of the trading day commences at 06:00hrs.
RESOURCE_NAME	VARCHAR2(32)	The name of the resource (e.g. the name of the Interconnector for which data is being reported).
DELIVERY_DATE	DATE (DD/MM/YYYY)	Calendar Day (referred to as "Day" in the Code).
DELIVERY_HOUR	NUMBER(2)	The hour of the day, based on the end of hour convention.
DELIVERY_INTERVAL	NUMBER(2)	Will be 1 or 2, to split an hour into two equal Trading Periods (i.e. 1 denotes the first half-hour and 2 denotes the second half-hour).
SO_INTERCON_IMP_PRICE	NUMBER(8,2)	Equates to the SIIP for TSO trades on the Interconnector.
SO_INTERCON_IMP_QUANTITY	NUMBER(8,3)	Equates to the SIQ for TSO trades on the Interconnector.
SO_INTERCON_EXP_PRICE	NUMBER(8,2)	Equates to the SIEP for TSO trades on the Interconnector.
SO_INTERCON_EXP_QUANTITY	NUMBER(8,3)	Equates to the SIEQ for TSO trades on the Interconnector.

4.3.83 DAILY EX-ANTE MARKET RESULTS

Report Type: Market
 Report Sub-Type: DAY_AHEAD
 Periodicity: Daily
 Report Name: PUB_D_ExAnteMktResults
 File Name: PUB_D_ExAnteMktResults_<RUN_TYPE>
 Where RUN_TYPE is one of EA, EA2 or WD1..
 Report Title: Daily Ex-Ante Market Results (D-1) (PUBLIC)
 Audience: Public

Resolution: Trade Period (6:00 D to 6:00 D+ 1)

Frequency: Produced after the Trading Day, for each EA, EA2 and WD1 MSP Software

Run at the following times: 11:00 TD -1
13:00 TD -1
09:30 TD

Element Name	Format	Description
TRADE_DATE	DATE (DD/MM/YYYY)	A 24-hour period containing forty eight 30-minute trading periods, except on the clock change days in spring and autumn when the Trading Day will last for 23 and 25 hours respectively The first trading period of the trading day commences at 06:00hrs.
DELIVERY_DATE	DATE (DD/MM/YYYY)	Calendar Day (referred to as "Day" in the Code).
DELIVERY_HOUR	NUMBER(2)	The hour of the day, based on the end of hour convention.
DELIVERY_INTERVAL	NUMBER(2)	Will be 1 or 2, to split an hour into two equal Trading Periods (i.e. 1 denotes the first half-hour and 2 denotes the second half-hour).
RUN_TYPE	VARCHAR2(4)	MSP Software Run applicable to the report (EA, EA2 or WD1).
SMP	NUMBER(8,2)	System Marginal Price
CURRENCY_FLAG	CHAR(1)	Euro (E) or Sterling Pound (P).
LAMBDA	NUMBER(8,2)	Shadow Price - the additional cost of delivering an additional MW of energy in addition to the value of Schedule Demand. This is generally the price for the marginal Generating Unit.
SYSTEM_LOAD	NUMBER(8,3)	Total system load (MW)

4.3.84 DAILY EX-POST INDICATIVE MARKET RESULTS

Report Type: Market

Report Sub-Type: DAY_AHEAD

Periodicity: Daily

Report Name: PUB_D_ExPostIndMktResults

File Name: PUB_D_ExPostIndMktResults

Report Title: Daily Ex-Post Indicative Market Results (D+1)

Audience: Public

Resolution: Trade Period (6:00 D to 6:00 D+ 1)

Frequency: Once Every Day following the EP1 MSP Software Run at 15:20 TD+ 1.

Element Name	Format	Description
--------------	--------	-------------

Element Name	Format	Description
TRADE_DATE	DATE (DD/MM/YYYY)	A 24-hour period containing forty eight 30-minute trading periods, except on the clock change days in spring and autumn when the Trading Day will last for 23 and 25 hours respectively The first trading period of the trading day commences at 06:00hrs.
DELIVERY_DATE	DATE (DD/MM/YYYY)	Calendar Day (referred to as "Day" in the Code).
DELIVERY_HOUR	NUMBER(2)	The hour of the day, based on the end of hour convention.
DELIVERY_INTERVAL	NUMBER(2)	Will be 1 or 2, to split an hour into two equal Trading Periods (i.e. 1 denotes the first half-hour and 2 denotes the second half-hour).
RUN_TYPE	VARCHAR2(4)	MSP Software Run applicable to the report (EP1).
SMP	NUMBER(8,2)	System Marginal Price
CURRENCY_FLAG	CHAR(1)	Euro (E) or Sterling Pound (P).
LAMBDA	NUMBER(8,2)	Shadow Price - the additional cost of delivering an additional MW of energy in addition to the value of Schedule Demand. This is generally the price for the marginal Generating Unit.
SYSTEM_LOAD	NUMBER(8,3)	Total system load (MW)

4.3.85 DAILY EX-POST INITIAL MARKET RESULTS

Report Type: Market
Report Sub-Type: DAY_AHEAD
Periodicity: Daily
Report Name: PUB_D_ExPostInitMktResults
File Name: PUB_D_ExPostInitMktResults
Report Title: Daily Ex-Post Initial Market Results (D+4),
Audience: Public
Resolution: Trade Period (6:00 D to 6:00 D+1)
Frequency: Once Every Day following each EP2 MSP Software Run at 15:45 TD+4.

Element Name	Format	Description
TRADE_DATE	DATE (DD/MM/YYYY)	A 24-hour period containing forty eight 30-minute trading periods, except on the clock change days in spring and autumn when the Trading Day will last for 23 and 25 hours respectively The first trading period of the trading day commences at 06:00hrs.

Element Name	Format	Description
DELIVERY_DATE	DATE (DD/MM/YYYY)	Calendar Day (referred to as “Day” in the Code).
DELIVERY_HOUR	NUMBER(2)	The hour of the day, based on the end of hour convention.
DELIVERY_INTERVAL	NUMBER(2)	Will be 1 or 2, to split an hour into two equal Trading Periods (i.e. 1 denotes the first half-hour and 2 denotes the second half-hour).
RUN_TYPE	VARCHAR2(4)	MSP Software Run applicable to the report (EP2).
SMP	NUMBER(8,2)	System Marginal Price
CURRENCY_FLAG	CHAR(1)	Euro (E) or Sterling Pound (P).
LAMBDA	NUMBER(8,2)	Shadow Price - the additional cost of delivering an additional MW of energy in addition to the value of Schedule Demand. This is generally the price for the marginal Generating Unit.
SYSTEM_LOAD	NUMBER(8,3)	Total system load (MW)

4.3.86 INTENTIONALLY BLANK

Intentionally blank for document indexing reasons.

4.3.87 DAILY UNIT DATA

Report Type: Market
Report Sub-Type: DAY_AHEAD
Periodicity: Daily
Report Name: PUB_D_TOD_UnitData
File Name: PUB_D_TOD_UnitData
Report Title: Daily Unit Data (D+1)
Audience: Public
Resolution: Trade Period (6:00 D to 6:00 D+1)
Frequency: Once Every Day at 22:05 TD+1.

Element Name	Format	Description
JURISDICTION	VARCHAR2(4)	Republic of Ireland (ROI) or Northern Ireland (NI) as appropriate.
TRADE_DATE	DATE (DD/MM/YYYY)	A 24-hour period containing forty eight 30-minute trading periods, except on the clock change days in spring and autumn when the Trading Day will last for 23 and 25 hours respectively The first trading period of the trading day commences at 06:00hrs.

Element Name	Format	Description
PARTICIPANT_FULLNAME	VARCHAR2 (50)	Full Name of the Participant
PARTICIPANT_NAME	CHAR(32)	The Account PT Identifier, which represents the name of Market Participant, as registered in the CMS.
RESOURCE_NAME	VARCHAR2(32)	The name of the resource/unit.
RESOURCE_TYPE	VARCHAR2(4)	Indicates the type of resource for which data is being submitted - for example this will indicate if a resource is predictable or variable and whether it is a price taker or price maker Permitted values include: PPMG, PPTG, VPMG, VPTG, DU, SU and I.
FUEL_TYPE	VARCHAR2(5)	Possible Values and their meaning: OIL → Oil GAS → Gas COAL → Coal MULTI → Multi Fuel WIND → Wind HYDRO → Hydro BIO → Biomass CHP → Combined Heat and Power PUMP → Pumped Storage PEAT → Peat DISTL → Distillate NUCLR → Nuclear NA → Not Applicable

4.3.88 DAILY EX-POST INITIAL ACTUAL LOAD SUMMARY

Report Type: Market
Report Sub-Type: DAY_AHEAD
Periodicity: Daily
Report Name: PUB_D_ExPostInitActLoadSummary
File Name: PUB_D_ExPostInitActLoadSummary
Report Title: Daily ExPost Initial Actual Load Summary (PUBLIC)

Audience: Public
Resolution: Trade Period (6:00 D to 6:00 D+1)
Frequency: Once Every Day following the EP2 MSP Software Run at 15:40 TD+4.

Element Name	Format	Description
TRADE_DATE	DATE (DD/MM/YYYY)	A 24-hour period containing forty eight 30-minute trading periods, except on the clock change days in spring and autumn when the Trading Day will last for 23 and 25 hours respectively The first trading period of the trading day commences at 06:00hrs.
JURISDICTION	VARCHAR2(4)	Republic of Ireland (ROI) or Northern Ireland (NI) as appropriate.
DELIVERY_DATE	DATE (DD/MM/YYYY)	Calendar Day (referred to as "Day" in the Code).
DELIVERY_HOUR	NUMBER(2)	The hour of the day, based on the end of hour convention.
DELIVERY_INTERVAL	NUMBER(2)	Will be 1 or 2, to split an hour into two equal Trading Periods (i.e. 1 denotes the first half-hour and 2 denotes the second half-hour).
RUN_TYPE	VARCHAR2(4)	MSP Software Run applicable to the report (EP2).
ACTUAL_LOAD_MW	NUMBER(8,3)	Actual Load in MW.

4.3.89 DAILY KPI – SCHEDULES PUBLICATION

Report Type: Market
Report Sub-Type: DAY_AHEAD
Periodicity: Daily
Report Name: PUB_D_KPI_Schedules
File Name: PUB_D_KPI_Schedules
Report Title: Daily KPI - Schedules
Audience: Public
Resolution: Trade Period (6:00 D to 6:00 D+1)
Frequency: After completion of each MSP Software Run (EA, EA2, WD1, EP1 and EP2)
at the following times: 11:00 TD -1
13:00 TD -1
09:30 TD
16:00 TD +1

17:00 TD +4

Element Name	Format	Description
RUN_TYPE	VARCHAR2(4)	MSP software run (EA, EA2, WD1, EP1 or EP2).
TARGET_TIME	DATE (DD/MM/YYYY HH:MM:SS)	Target time for the market schedule publication for the given Trading Day and run type.
ACTUAL_TIME	DATE (DD/MM/YYYY HH:MM:SS)	Actual time of market schedule publication for the given Trading Day and run type.

4.3.90 DAILY KPI – GATE PUBLICATION

Report Type: Market
Report Sub-Type: DAY_AHEAD
Periodicity: Daily
Report Name: PUB_D_KPI_GateInfo
File Name: PUB_D_KPI_GateInfo
Report Title: Daily KPI – Gate Information
Audience: Public
Resolution: Trade Period (6:00 D to 6:00 D+1)
Frequency: Following the EA, EA2 and WD1 market gate closures at the following times:
11:00 TD -1
13:00 TD -1
09:30 TD

Element Name	Format	Description
PROCESS_TYPE	VARCHAR2(32)	DAM_CLOSE, DAM_CLOSE_EA2 or WD1_CLOSE
TARGET_TIME	DATE (DD/MM/YYYY HH:MM:SS)	Target completion time for the associated process. .
ACTUAL_TIME	DATE (DD/MM/YYYY HH:MM:SS)	Actual completion time for the associated process.

4.3.91 DAILY RESIDUAL ERROR VOLUME (REVLV) D+15 REPORT

Report Type: Market
Report Sub-Type: Metering

Periodicity: Daily
Report Name: PUB_D_ResidualErrorVolumeD15
File Name: PUB_D_ResidualErrorVolumeD15
Report Title: Daily Residual Error Volume MWh (D+15) (PUBLIC)
Audience: Public
Resolution: Trade Period (6:00 D to 5:59 D+1)
Frequency: Once Every Day at 17:00 TD+15.

Element Name	Format	Description
TRADE_DATE	DATE (DD/MM/YYYY)	A 24-hour period containing forty eight 30-minute trading periods, except on the clock change days in spring and autumn when the Trading Day will last for 23 and 25 hours respectively The first trading period of the trading day commences at 06:00hrs.
JURISDICTION	VARCHAR2(4)	Republic of Ireland (ROI) or Northern Ireland (NI) as appropriate.
DELIVERY_DATE	DATE (DD/MM/YYYY)	Calendar Day (referred to as "Day" in the Code).
DELIVERY_HOUR	NUMBER(2)	The hour of the day, based on the end of hour convention.
DELIVERY_INTERVAL	NUMBER(2)	Will be 1 or 2, to split an hour into two equal Trading Periods (i.e. 1 denotes the first half-hour and 2 denotes the second half-hour).
REVLf_MWH	NUMBER(8,3)	Residual Error Volume (MWh)

4.3.92 EXCLUDED BIDS

Report Type: Market
Report Sub-Type: DAY_AHEAD
Periodicity: Daily
Report Name: MP_D_ExcludedBids
File Name: MP_D_ExcludedBids_<RUN_TYPE>
Where RUN_TYPE is one of EA, EA2 or WD1.
Report Title: Excluded Bids (MP)
Audience: Market Participant Specific (MP)
Resolution: Trade Period (6:00 D to 6:00 D+1)
Frequency:

Following each Ex-Ante Gate Window Closure (EA, EA2 or WD1).

Element Name	Format	Description
TRADE_DATE	DATE	A 24-hour period containing forty eight 30-minute trading

Element Name	Format	Description
	(DD/MM/YYYY)	periods, except on the clock change days in spring and autumn when the Trading Day will last for 23 and 25 hours respectively The first trading period of the trading day commences at 06:00hrs.
PARTICIPANT_NAME	CHAR(32)	The Account PT Identifier, which represents the name of Market Participant, as registered in the CMS.
RESOURCE_NAME	VARCHAR2(32)	The name of the resource/unit.
RESOURCE_TYPE	VARCHAR2(4)	Indicates the type of resource for which data is being submitted - for example this will indicate if a resource is predictable or variable and whether it is a price taker or price maker. Permitted values include: PPMG, PPTG, VPMG, VPTG, DU, SU and I.
GATE_WINDOW	VARCHAR2(4)	Trading window applicable to the record (EA, EA2 or WD1)
DELIVERY_DATE	DATE (DD/MM/YYYY)	Calendar Day (referred to as "Day" in the Code).
DELIVERY_HOUR	NUMBER(2)	The hour of the day, based on the end of hour convention.
DELIVERY_INTERVAL	NUMBER(2)	Will be 1 or 2, to split an hour into two equal Trading Periods (i.e. 1 denotes the first half-hour and 2 denotes the second half-hour).
MAX_IMPORT_CAPACITY_MW	NUMBER(8,3)	Maximum import capacity submitted for an Interconnector Unit per Trading Period
MAX_EXPORT_CAPACITY_MW	NUMBER(8,3)	Maximum export capacity submitted for an Interconnector Unit per Trading Period
PQ_INDEX	NUMBER(2)	PQ Pair Index
PRICE_VALUE	NUMBER(8,2)	PQ Pair Price
QUANTITY	NUMBER(8,3)	PQ Pair Quantity (MW)
EXCLUDED_FLAG	CHAR(1)	Flag to indicate exclusion of the PQ pair.

4.3.93 AVAILABLE CREDIT COVER

Report Type: Market
 Report Sub-Type: DAY_AHEAD
 Periodicity: Daily
 Report Name: MP_D_AvailCreditCover

File Name: MP_D_AvailCreditCover_<Run_Type>
Where RUN_TYPE is one of EA, EA2, WD1, EP1 and EP2.

Report Title: Available Credit Cover (MP)

Audience: Market Participant Specific (MP)

Resolution: Trade Period (6:00 D to 6:00 D+ 1)

Frequency: Following the completion of each MSP Software Run (EA, EA2, WD1, EP1 and EP2)

Element Name	Format	Description
BATCH_ID	NUMBER(18)	Available Credit Cover data batch identifier
ACC_REPORT_TIME	DATE (DD/MM/YYYY HH:MM:SS)	ACC published timestamp
CODE_PARTICIPANT_NAME	VARCHAR2(50)	Name of the Code Participant
TRADE_DATE	DATE (DD/MM/YYYY)	A 24-hour period containing forty eight 30-minute trading periods, except on the clock change days in spring and autumn when the Trading Day will last for 23 and 25 hours respectively The first trading period of the trading day commences at 06:00hrs.
RUN_TYPE	VARCHAR2(4)	MSP Software run applicable to the report (EA, EA2, WD1, EP1 or EP2).
ACC_BALANCE	NUMBER(15,2)	Available Credit Cover
REASON	VARCHAR2(250)	'RERUN' if due to a rerun, otherwise blank
ECPL_REPORT_ID	NUMBER(8)	CRM Report Run identifier for ECPI.
ECPI	NUMBER(26,6)	Estimated Capacity Price for Interconnectors
RCC_REPORT_ID	NUMBER(8)	CRM Report Run identifier for RCC values.
POSTED_CREDIT_COVER	NUMBER(26,6)	Posted Credit Cover
S_REQ_CREDIT_COVER	NUMBER(26,6)	Required Credit Cover for Supplier Units
G_REQ_CREDIT_COVER	NUMBER(26,6)	Required Credit Cover for Generator Units
FIXED_CREDIT_COVER	NUMBER(26,6)	Fixed Credit Cover
E_LAST_SETTLEDAY	DATE (DD/MM/YYYY)	Last settlement date for Energy market (Calendar Date)
C_LAST_SETTLEDAY	DATE (DD/MM/YYYY)	Last settlement date for Capacity market (Calendar Date)
The following fields will be presented with a summation of Traded-Not-Settled Exposure, excluding the current Trade Date information first and a series of Traded-Not-Settled Exposure for the current Trade Date information at a Trading Period level.		
PARTICIPANT_NAME	CHAR(32)	The Account PT Identifier, which represents the name of

Element Name	Format	Description
		Market Participant, as registered in the CMS.
RESOURCE_NAME	VARCHAR2(32)	The name of the Interconnector
TRADING_DAY	DATE (DD/MM/YYYY)	The Trading Day
DELIVERY_DATE	DATE (DD/MM/YYYY)	Calendar Day (referred to as “Day” in the Code).
DELIVERY_HOUR	NUMBER(2)	The hour of the day, based on the end of hour convention.
DELIVERY_INTERVAL	NUMBER(2)	Will be 1 or 2, to split an hour into two equal Trading Periods (i.e. 1 denotes the first half-hour and 2 denotes the second half-hour).
ETEV	NUMBER(26,6)	Energy Traded Exposure Inclusive of VAT for the relevant Code Participant, Trade Date and Run Type
CTEV	NUMBER(26,6)	Capacity Traded Exposure Inclusive of VAT for the relevant Code Participant, Trade Date and Run Type

4.3.94 MSP CANCELLATION

Report Type: Market

Report Sub-Type: DAY_AHEAD

Periodicity: Following each MSP Cancellation Execution

Report Name: PUB_MSP_Cancel

File Name: PUB_MSP_Cancel

Report Title: MSP Cancellation

Audience: Any MPI user

Resolution: Trade Period (6:00 D to 6:00 D+1)

Frequency: On Cancellation of any MSP Software Run. Note: EA MSP Software Run cannot be cancelled.

Element Name	Format	Description
TRADE_DATE	DATE (DD/MM/YYYY)	The Trading Day corresponding to the MSP Software Run that was cancelled.
RUN_TYPE	VARCHAR2(4)	The MSP software Run that was cancelled.
CANCELLATION_DATETIME	DATE (DD/MM/YYYY, HH24:MI:SS)	The Date and time when the Cancellation Execution was undertaken.

4.3.95 LIST OF ACTIVE MARKET PARTICIPANTS

Report Type: Registration
 Report Sub-Type: MP Activity
 Periodicity: N/A
 Report Name: PUB_ActiveMPs
 File Name: PUB_ActiveMPs
 Report Title: List of Active Market Participants (PUBLIC)
 Audience: Public
 Resolution: As Accepted by the Market Operator
 Frequency: On Demand

Element Name	Format	Description
PARTICIPANT_NAME	VARCHAR2(12)	The Account PT Identifier, which represents the name of Market Participant, as registered in the CMS.
ORGANISATION_NAME	VARCHAR2(50)	Organisation Name.
START_DATE	DATE (DD/MM/YYYY)	Start date for activity of the Participant.
END_DATE	DATE (DD/MM/YYYY)	End date for activity of the Participant.

4.3.96 LIST OF ACTIVE UNITS

Report Type: Registration
 Report Sub-Type: MP Activity
 Periodicity: N/A
 Report Name: PUB_ActiveUnits
 File Name: PUB_ActiveUnits
 Report Title: List of Active Units (PUBLIC)
 Audience: Public
 Resolution: As Accepted by the Market Operator
 Frequency: On Demand

Element Name	Format	Description
RESOURCE_NAME	VARCHAR2(32)	The name of the resource (e.g. the name of the Generating Unit, Supplier Unit, Demand Side Unit, Interconnector Unit or Interconnector for which data is being reported).
RESOURCE_TYPE	VARCHAR2(4)	Indicates the type of resource for which data is being submitted - for example, this will indicate if a resource is predictable or variable and whether it is a price taker or price maker. Permitted values are: PPMG,

Element Name	Format	Description
		PPTG, VPMG, VPTG, APTG, DU, SU and I.
EFFECTIVE_DATE	DATE (DD/MM/YYYY)	Effective date.
EXPIRATION_DATE	DATE (DD/MM/YYYY)	Expiration date.

4.3.97 LIST OF ACTIVE MARKET PARTICIPANTS AND UNITS

Report Type: Registration
Report Sub-Type: MP Activity
Periodicity: N/A
Report Name: PUB_ActiveMPUnits
File Name: PUB_ActiveMPUnits
Report Title: List of Active Market Participants and Units (PUBLIC)
Audience: Public
Resolution: As Accepted by the Market Operator
Frequency: On Demand

Element Name	Format	Description
PARTICIPANT_NAME	VARCHAR2(12)	The Account PT Identifier, which represents the name of Market Participant, as registered in the CMS.
ORGANISATION_NAME	VARCHAR2(50)	Organisation Name.
RESOURCE_NAME	VARCHAR2(32)	The name of the resource (e.g. the name of the Generating Unit, Supplier Unit, Demand Side Unit, Interconnector Unit or Interconnector for which data is being reported).
RESOURCE_TYPE	VARCHAR2(4)	Resource Type Values: <ul style="list-style-type: none">• PPMG – Predictable Price Maker Generator Unit;• PPTG – Predictable Price Taker Generator Unit;• VPMG – Variable Price Maker Generator Unit;• VPTG – Variable Price Taker Generator Unit;• APTG – Autonomous Price Taker Generator Unit;• SU – Supplier Unit;• I – Interconnector;• DU – Demand Unit.

Element Name	Format	Description
EFFECTIVE_DATE	DATE (DD/MM/YYYY)	Effective date.
EXPIRATION_DATE	DATE (DD/MM/YYYY)	Expiration date.

4.3.98 MONTHLY UPDATES TO SETTLEMENT CLASS

Report Type: Registration
Report Sub-Type: MP Activity
Periodicity: Monthly
Report Name: PUB_M_SttlClassesUpdates
File Name: PUB_M_SttlClassesUpdates
Report Title: Monthly Updates to Settlement Classes (PUBLIC)
Audience: Public
Resolution: As Unit Types are updated
Frequency: Once Every Month

Element Name	Format	Description
PARTICIPANT_NAME	VARCHAR2(12)	The Account PT Identifier, which represents the name of Market Participant, as registered in the CMS.
RESOURCE_NAME	VARCHAR2(32)	The name of the resource (e.g. the name of the Generating Unit, Supplier Unit, Demand Side Unit, Interconnector Unit or Interconnector for which data is being reported).
RESOURCE_TYPE	VARCHAR2(4)	Resource Type Values: <ul style="list-style-type: none">• PPMG – Predictable Price Maker Generator Unit;• PPTG – Predictable Price Taker Generator Unit;• VPMG – Variable Price Maker Generator Unit;• VPTG – Variable Price Taker Generator Unit;• APTG – Autonomous Price Taker Generator Unit;• SU – Supplier Unit;• I – Interconnector;• DU – Demand Unit.
EFFECTIVE_DATE	DATE (DD/MM/YYYY)	Effective Settlement Class change date.
EXPIRATION_DATE	DATE (DD/MM/YYYY)	Expiration of Settlement Class date.

4.3.99 LIST OF SUSPENDED/TERMINATED MARKET PARTICIPANTS

Report Type: Registration
Report Sub-Type: MP Activity
Periodicity: N/A
Report Name: PUB_SuspTermMPs
File Name: PUB_SuspTermMPs
Report Title: List of Suspended/Terminated Market Participants (PUBLIC)
Audience: Public
Resolution: As Registered by MP's
Frequency: On Demand

Element Name	Format	Description
PARTICIPANT_NAME	VARCHAR2(12)	The Account PT Identifier, which represents the name of Market Participant, as registered in the CMS.
ORGANISATION_NAME	VARCHAR2(50)	Organisation Name.
REQUEST_TYPE	VARCHAR2(10)	Request Type Values: TERMINATED or SUSPENDED.
EFF_DATE	DATE (DD/MM/YYYY)	Effective date.

4.3.100 INTERCONNECTOR OFFERED CAPACITY PUBLICATION

Report Type: System
Report Sub-Type: INTCON
Periodicity: Daily
Report Name: PUB_D_IntconnOfferCapacity
File Name: PUB_D_IntconnOfferCapacity_<Run_Type>
Where RUN_TYPE is one of EA or EA2
Report Title: Interconnector Offered Capacity (PUBLIC)
Audience: Public
Resolution: For EA Trade Period (06:00 D to 06:00 on D+1)
For EA2 Trade Period (18:00 D to 06:00 D+1)
Frequency: After each EA and EA2 MSP Software Run and associated MIUN Calculation

Element Name	Format	Description
RESOURCE_NAME	VARCHAR2(32)	Interconnector Name
TRADE DATE	DATE(DD/MM/YYYY)	The Trading Day corresponding to the MSP Software Run
DELIVERY DATE	DATE(DD/MM/YYYY)	Calendar Day (referred to as "Day" in the Code).
DELIVERY_HOUR	NUMBER(2)	The hour of the day, based on the end of hour convention.
DELIVERY_INTERVAL	NUMBER(2)	Will be 1 or 2, to split an hour into two equal Trading Periods (i.e. 1 denotes the first half-hour and 2 denotes the second half-hour).
AIC	NUMBER(8,3)	Allocated Interconnector Capacity MW (AIC)
OICE	NUMBER(8,3)	Implicit Auction Offered Interconnector Capacity for Export MW (OICE)
OICI	NUMBER(8,3)	Implicit Auction Offered Interconnector Capacity for Import MW (OICI)
MAX_EXPORT_ATC	NUMBER(8,3)	Maximum Available Transfer Capacity - Export
MAX_IMPORT_ATC	NUMBER(8,3)	Maximum Available Transfer Capacity - Import

4.4 XML STRUCTURE

Market System Reports will be made available to Market Participants through the Market Participant Interface (MPI) in XML or HTML format. To further assist in the understanding of each report definition, included in this section is an explanation of the XML output structure and instructions detailing how the fields in a report definition map to the XML output structure. This includes a worked example.

The XML report structure is consistent with the following hierarchy:

- The REPORT element contains two nested elements REPORT_HEADER and REPORT_BODY.
- The REPORT_HEADER element contains a nested element called HEADROW. The contents of HEADROW are described in each report definition.
 - **Note:** For those reports which are produced for the Ex-Ante MSP Software Runs which have different versions for EA, EA2 and WD1 runs, the RUN_TYPE field will be included in the REPORT_HEADER element. Possible values for RUN_TYPE are EA, EA2 and WD1.
- The REPORT_BODY element contains a nested element called PAGE. Each PAGE can contain multiple DATAROW elements and the contents of DATAROW are described in each report definition.

Sample XML: Market Prices Averages report:

```
<?xml version="1.0" ?>
<!DOCTYPE REPORT (View Source for full doctype...)>
<REPORT>
  <REPORT_HEADER>
    <HEADROW num="1">
      <REPORT_NAME>PUB_D_MarketPricesAverages</REPORT_NAME>
      <TITLE>Daily Market Prices Averages (SMP) (PUBLIC)</TITLE>
      <RPT_DATE>15/03/2007 11:13:57</RPT_DATE>
      <TRADE_DATE>20070228</TRADE_DATE>
    </HEADROW>
  </REPORT_HEADER>
  <REPORT_BODY>
    <PAGE>
      <DATAROW num="1">
        <TRADE_DATE>28/02/2007</TRADE_DATE>
        <SMP_AVERAGE>93.67</SMP_AVERAGE>
        <CURRENCY_FLAG>E</CURRENCY_FLAG>
      </DATAROW>
      <DATAROW num="2">
        <TRADE_DATE>28/02/2007</TRADE_DATE>
        <SMP_AVERAGE>63.29</SMP_AVERAGE>
        <CURRENCY_FLAG>P</CURRENCY_FLAG>
      </DATAROW>
    </PAGE>
  </REPORT_BODY>
</REPORT>
```

4.5 XML SAMPLES

- When a Market Participant requests a report, they will receive a single response from the CMS. This Response can be either:
 - the report itself; or
 - an xml “error” message (when the request is invalid).
- Processing statistics details are not applicable for reports, however it is possible to request a report that contains processing statistics (refer to section 4.6.1.3 case 2a below).
- By default, the Sample Market Participant Client Toolkit will also return a Digital Signature xml file generated locally.
- Two examples are presented below – one each for List Reports and retrieval of an individual Report, with samples for both successful and unsuccessful requests.

4.5.1.1 CASE 1A: LIST REPORTS

A Market Participant requests the list of reports available and receives back the name and type of the reports available (in this case two).

Request:

```
<?xml version="1.0" encoding="UTF-8" standalone="yes" ?>
<file_exchange
  xsi:noNamespaceSchemaLocation="mi_file_exchange_sem.xsd"
  xmlns:xsi="http://www.w3.org/2001/XMLSchema-instance">
  <market_report application_type="MARKET_REPORT"
    participant_name="MKTPAR" user_name="MKTPAR01" mode="NORMAL">
  <report_request action="DOWNLOAD" request_type="LIST_REPORTS"
    report_type="MARKET" report_sub_type="DAY_AHEAD_STANDING_OPEN"
    periodicity="DAILY" trade_date="2007-04-03"
    multiple_messages="false" version_no="1.0" />
  </market_report>
</file_exchange>
```

Response:

```

<?xml version="1.0" encoding="UTF-8" standalone="yes" ?>
<file_exchange
  xsi:noNamespaceSchemaLocation="mi_file_exchange_sem.xsd"
  xmlns:xsi="http://www.w3.org/2001/XMLSchema-instance"
  username="MKTPAR01@MKTPAR">
<messages />
<market_report application_type="MARKET_REPORT" mode="NORMAL"
  participant_name="MKTPAR" user_name="MKTPAR01">
<messages>
<information>Successfully processed:
  application_type=MARKET_REPORT.</information>
</messages>
<report_request periodicity="DAILY"
  report_sub_type="DAY_AHEAD_STANDING_OPEN" report_type="MARKET"
  trade_date="2007-04-03" action="DOWNLOAD"
  multiple_messages="false" request_type="LIST_REPORTS"
  valid="true" version_no="1.0">
<messages>
<information>Successfully processed: action=DOWNLOAD and
  request_type=LIST_REPORTS.</information>
<information>Number of files which matched the request:
  2.</information>
</messages>
<report_response>
<report_item access_class="MP" file_name="Market
  Participant_D_StndConv_GENOFF_all.xml" file_type="XML"
  periodicity="DAILY" report_name="Market Participant_D_StndConv"
  report_sub_type="DAY_AHEAD_STANDING_OPEN" report_type="MARKET"
  trade_date="2007-04-03" binary_file="false" description="Daily
  Standing conversion Results at Market Open" expiry_date="2007-
  07-02" file_size="44348" />
<report_item access_class="MP" file_name="Market
  Participant_D_StndConv_TRDSITEDATA_all.xml" file_type="XML"
  periodicity="DAILY" report_name="Market Participant_D_StndConv"
  report_sub_type="DAY_AHEAD_STANDING_OPEN" report_type="MARKET"
  trade_date="2007-04-03" binary_file="false" description="Daily
  Standing conversion Results at Market Open" expiry_date="2007-
  07-02" file_size="1904" />
</report_response>
</report_request>
</market_report>
</file_exchange>

```

4.5.1.2 CASE 1B: LIST REPORTS – NONE AVAILABLE

A Market Participant requests the list of reports available and receives back a message that there is no report available.

Request:

```
<?xml version="1.0" encoding="UTF-8" standalone="yes" ?>
<file_exchange
  xsi:noNamespaceSchemaLocation="mi_file_exchange_sem.xsd"
  xmlns:xsi="http://www.w3.org/2001/XMLSchema-instance">
<market_report application_type="MARKET_REPORT"
  participant_name="MKTPAR" user_name="MKTPAR01" mode="NORMAL">
<report_request action="DOWNLOAD" request_type="LIST_REPORTS"
  report_type="REGISTRATION" report_sub_type="ADHOC"
  periodicity="ADHOC" trade_date="2007-03-05"
  multiple_messages="false" version_no="1.0" />
</market_report>
</file_exchange>
```

Response:

```
<?xml version="1.0" encoding="UTF-8" standalone="yes" ?>
<file_exchange
  xsi:noNamespaceSchemaLocation="mi_file_exchange_sem.xsd"
  xmlns:xsi="http://www.w3.org/2001/XMLSchema-instance"
  username="MKTPAR01@MKTPAR">
<messages />
<market_report application_type="MARKET_REPORT" mode="NORMAL"
  participant_name="MKTPAR" user_name="MKTPAR01">
<messages>
<warning>No files matched the request:
  application_type=MARKET_REPORT.</warning>
</messages>
<report_request periodicity="ADHOC" report_sub_type="ADHOC"
  report_type="REGISTRATION" trade_date="2007-03-05"
  action="DOWNLOAD" multiple_messages="false"
  request_type="LIST_REPORTS" valid="true" version_no="1.0">
<messages>
<warning>No files matched the request: action=DOWNLOAD and
  request_type=LIST_REPORTS.</warning>
<warning>Number of files which matched the request: 0.</warning>
</messages>
<report_response />
</report_request>
</market_report>
</file_exchange>
```

4.5.1.3 CASE 2A: REPORT REQUEST

A Market Participant requests a specific xml report and receives back the associated report.

Request:

```
<?xml version="1.0" encoding="UTF-8" standalone="yes" ?>
<file_exchange
  xsi:noNamespaceSchemaLocation="mi_file_exchange_sem.xsd"
  xmlns:xsi="http://www.w3.org/2001/XMLSchema-instance">
  <market_report application_type="MARKET_REPORT"
    participant_name="MKTPAR" user_name="MKTPAR01" mode="NORMAL">
  <report_request request_type="REPORT" action="DOWNLOAD"
    access_class="MP" file_type="XML" periodicity="DAILY"
    report_name="Market Participant_D_StndConv" file_name="Market
    Participant_D_StndConv_TRDSITEDATA_all.xml" report_type="MARKET"
    trade_date="2007-04-03" multiple_messages="false"
    version_no="1.0" />
  </market_report>
</file_exchange>
```

Response:

```

<?xml version="1.0" encoding="UTF-8" standalone="yes" ?>
<bids_offers username="MKTPAR01@MKTPAR" valid="true"
  xsi:noNamespaceSchemaLocation="mint_sem.xsd"
  xmlns:xsi="http://www.w3.org/2001/XMLSchema-instance">
  <processing_statistics invalid="2" received="3" successful="1"
    time_ms="141" time_stamp="Mon Mar 05 09:35:15 GMT 2007"
    transaction_id="KR259ZE3" unsuccessful="2" valid="1"
    xml_time_stamp="2007-03-05T09:35:15.097+00:00" />
  <market_submit application_type="DAM" delivery_date="2007-04-03"
    mode="NORMAL" participant_name="MKTPAR" process="true"
    trading_date="2007-04-03" user_name="MKTPAR01" valid="true"
    standing_conversion="true">
    <sem_trading_site_data standing_flag="false" success="true"
      valid="true" version_no="1.0"
      trading_site_name="SampleTradingSite1">
      <messages>
      <information>Successfully processed the SEM Trading Site
        Data.</information>
      </messages>
      <shared_energy_limit_detail active_flag="true" limit_factor="0.25"
        limit_mwh="20.2" />
      </sem_trading_site_data>
      <sem_trading_site_data standing_flag="false" success="false"
        valid="false" version_no="1.0"
        trading_site_name="SampleTradingSite1111">
      <messages>
      <error>Invalid trading_site_name SampleTradingSite1111</error>
      </messages>
      <shared_energy_limit_detail active_flag="true" limit_factor="0.25"
        limit_mwh="20.2" />
      </sem_trading_site_data>
      <sem_trading_site_data standing_flag="false" success="false"
        valid="false" version_no="1.0" trading_site_name="
        SampleTradingSite2222">
      <messages>
      <error>Invalid trading_site_name SampleTradingSite2222</error>
      </messages>
      <identifier external_id="TESTING ALL" />
      <shared_energy_limit_detail active_flag="true" limit_factor="0.66"
        limit_mwh="160.0" />
      </sem_trading_site_data>
    </market_submit>
  </bids_offers>

```

Note: This is a report of a failed standing bid conversion. The processing statistics information is from that conversion, not the report request. The report is flagging that three trading sites are found for the relevant Market Participant, but the trading site name is invalid for two of these.

4.5.1.4 CASE 2B: REPORT REQUEST – NO FILE AVAILABLE

A Market Participant requests a specific xml report and receives a response indicating that the requested report is not available.

Request:

```
<?xml version="1.0" encoding="UTF-8" standalone="yes" ?>
<file_exchange
  xsi:noNamespaceSchemaLocation="mi_file_exchange_sem.xsd"
  xmlns:xsi="http://www.w3.org/2001/XMLSchema-instance">
  <market_report application_type="MARKET_REPORT"
    participant_name="MKTPAR" user_name="MKTPAR01" mode="NORMAL">
    <report_request request_type="REPORT" action="DOWNLOAD"
      access_class="MP" file_type="XML" periodicity="DAILY"
      report_name="Market Participant_D_StdConv"
      file_name="Non_Existing_Report.xml" report_type="MARKET"
      trade_date="2007-04-03" multiple_messages="false"
      version_no="1.0" />
    </market_report>
  </file_exchange>
```

Response:

```
<?xml version="1.0" encoding="UTF-8" standalone="yes" ?>
<file_exchange
  xsi:noNamespaceSchemaLocation="mi_file_exchange_sem.xsd"
  xmlns:xsi="http://www.w3.org/2001/XMLSchema-instance"
  username="MKTPAR01@MKTPAR">
  <messages />
  <market_report application_type="MARKET_REPORT" mode="NORMAL"
    participant_name="MKTPAR" user_name="MKTPAR01">
    <messages>
    <warning>No files matched the request:
      application_type=MARKET_REPORT.</warning>
    </messages>
    <report_request access_class="MP"
      file_name="Non_Existing_Report.xml" file_type="XML"
      periodicity="DAILY" report_name="Market Participant_D_StndConv"
      report_type="MARKET" trade_date="2007-04-03" action="DOWNLOAD"
      multiple_messages="false" request_type="REPORT" valid="true"
      version_no="1.0">
    <messages>
    <warning>No files matched the request: action=DOWNLOAD and
      request_type=REPORT.</warning>
    <warning>Number of files which matched the request: 0.</warning>
    </messages>
    </report_request>
  </market_report>
</file_exchange>
```


5 SETTLEMENT REPORTS

This section describes all reports which are produced by the Settlement & Invoicing system.

There are two types of Settlement Reports:

- Member Private Settlement Reports, comprising:
 - Statement;
 - Participant Information Report;
 - Credit Cover Report (CCR);
 - Reallocation Agreement Report;
 - Cancelled Reallocation Agreement Report; and
 - Invoice.
- General Public Settlement Publications, comprising:
 - Energy Market Financial Publication (MFR);
 - Energy Market Information Publication (MIR);
 - Capacity Market Financial Publication (MFR);
 - Capacity Market Information Publication (MIR); and
 - Metered Generation Information Publication (MGR).

The following sections describe the major elements of settlement reports.

5.1 SETTLEMENT DIRECTORY LISTING

In order for Market Participants to view which files are available to them at any particular time, they can request a directory listing using the following XML:

Request:

```
<?xml version="1.0" encoding="UTF-8"?>
<directory date="2007-11-05"> </directory>
```

If successful, and reports are available, this will return a response similar to the following:

Response:

```
<?xml version="1.0" encoding="UTF-8"?>
<directory_file_list>
  <file name="CAPEXG_P_PGEN_2007-11-05.csv"/>
  <file name="CAPEXG_P_PGEN_2007-11-05(1).csv"/>
  <file name="ENGEXG_P_PGEN_2007-11-05.csv"/>
  <file name="ENGIPCC_P_PGEN_2007-11-05.csv"/>
  <file name="CAPIPC_P_PGEN_2007-11-05.csv"/>
  <file name="ENGEXG_P_PGEN_2007-11-05(1).csv"/>
```

```
<file name="ENGEXG_P_PGEN_2007-11-05 (2).csv"/>
<file name="ENGEXG_P_PGEN_2007-11-05(3).csv"/>
<file name="ENGEXG_P_PGEN_2007-11-05(4).csv"/>
<file name="MOEXG_P_PGEN_2007-11-05(1).csv"/>
<file name="MOEXG_P_PGEN_2007-11-05(2).csv"/>
<file name="FMOEXG_P_PGEN_2007-11-05.csv"/>
<file name="CA_PIR_PGEN_P_2007-11-05.csv"/>
<file name="EN_PIR_PGEN_P_2007-11-05.csv"/>
<file name="INV_1079_PGEN_P_2007-11-05.csv"/>
<file name="INV_1079_PGEN_P_2007-11-05.csv"/>
<file name="EN_MFR_P_2007-11-05.csv"/>
<file name="EN_MIR_P_2007-11-05.csv"/>
<file name="EN_MGR_P_2007-11-05.csv"/>
<file name="CA_MFR_P_2007-11-05.csv"/>
<file name="CA_MIR_P_2007-11-05.csv"/>
<directory_file_list>
```

Note: The above response Directory Listing contains Statements, Reports and Publications. It can return all four Settlement file types (Statements, Reports, Invoices and Publications), if they are available.

With regard to the Statements, Reports and Publications, the Settlement Type code is indicated in each file name as follows:

- P (representing the Indicative run);
- F (representing the Initial run); and
- F (representing the nth revised Initial run).

Note: Revised Initial run is not applicable for General Public Settlement Publications.

5.2 MEMBER PRIVATE SETTLEMENT REPORTS

There are three Member Private Settlement file types available:

- Statements (CSV file type);
- Reports (CSV file type), comprising:
 - Participant Information Report (PIR);
 - Settlement Reallocation Agreement Report;
 - Cancelled Reallocation Agreement Report; and
 - Credit Cover Report.
- Invoices (XML file type).

Sign convention:

- Amounts to be paid to Market Participants are positive values on Statements, but are negative values on Invoices.
- Amounts to be paid by Market Participants are negative values on Statements, but are positive on Invoices.
- Settlement reallocation amounts that are positive mean a debit to the Market Participant and a negative amount means a credit to Market Participant.

5.2.1 STATEMENTS

5.2.1.1 FILE TYPE

CSV file, available through the Type 3 communication channel.

Example XML request:

```
<?xml version="1.0" encoding="UTF-8"?>
<statement segment="ENGEXG" type="INDICATIVE" date="2006-10-31"/>
```

Where:

- “Segment” – segment abbreviation
 - ENGEXG – energy payment and charge amount exchanged;
 - MOEXG – market operator charges amount exchanged;
 - CAPEXG – capacity payment and charge amount exchanged;
 - ENGIPCC - currency cost for Energy market;
 - CAPIPC - currency cost for Capacity market;
 - FMOEXG – fixed market operator charges amount exchanged.
 - UP-E-EXG- Exchanged Energy Underpayment Allocation
 - UP-C-EXG- Exchanged Capacity Underpayment Allocation
- “Type” – Settlement Type
 - INDICATIVE – indicative run;
 - INITIAL – initial run;
 - REVISED – revised initial run.

- “Date” – Settlement Date in “YYYY-MM-DD” numeric format.

The above XML returns the latest available file. To request a specific file, the following xml request is used:

```
<?xml version="1.0" encoding="UTF-8"?>
<file name="CAPEXG_P_PGEN_2006-10-31.csv" date="2006-10-31">
</file>
```

5.2.1.2 FILE NAMING CONVENTION

The file is named as follows:

1. “segment”_“type”_“participant name”_“date”.CSV; or
2. “segment”_“type”_“participant name”_“date”(“n”).csv (if the “type” is “F” only).

Where:

- “segment” – segment abbreviation (see above);
- “type” – settlement type code (see section 5.1);
- “date” – date in “YYYY-MM-DD” numeric format (leading zeros for month and day);
- (“n”) – version number :
e.g.: “ENGEXG_F_MKTPAR_2006-10-20.csv”; or
“ENGEXG_F_MKTPAR_2006-10-20(2).csv”.

5.2.1.3 FILE LAYOUT

The layout of the file is as follows:

- Header Record;
- Summary Record;
- Detail Record; and
- Trailer Record.

5.2.1.3.1 HEADER RECORD

#	Field	Definition	Domain	Format	Null?	Example
1	Record Type	Indicates the type of record.	'H'	Char 1		H
2	File_Version	The version number that defines the file layout. This version is 008.		Char 3		008
3	Entity	Settlement Entity that the update is for.		Char 20		SEMO
4	Timestamp	Date and time the file was created. Military time.	YYYY-MM-DD HH:MM:SS	Date time		2005-05-15 20:55:45
5	File No	Sequence number of the file; unique to each settlement statement file.		Number(8)		2001
6	Participant	The participant unique identifier (short name).		Char 100		MKTPAR
7	Statement No	Settlement statement No, which is the unique identifier for the statement. Each statement is linked to one settlement job.		Number(8)		3221
8	Type	Status type for the data. It indicates	'P','F'	Char 1		P

#	Field	Definition	Domain	Format	Null?	Example
		whether the report is based on Indicative (P) Initial/ Revised (F).				
9	Market	Market abbreviation that uniquely identifies the market		Char 2		EN
10	Segment	Segment or product group abbreviation that uniquely identifies the segment.		Char 8		ENGEXG
11	Job ID	Settlement Job No that identified the group of statement created in a calculation.		Number(8)		3321
12	Job_Version	Version of run or calculation job. Every time a segment and settlement day is calculated the version increases by one.		Number(8)		1
13	Timestamp	Date and time the settlement job was created. Military time.	YYYY-MM-DD HH:MM:SS	Date time		2005-05-15 20:55:45
14	Settlement Day	The settlement day for the job. This is the date the energy was delivered and consumed.	YYYY-MM-DD	Date		2005-05-20

5.2.1.3.2 SUMMARY RECORDS

#	Field	Definition	Domain	Format	Null?	Example
1	Record Type	Indicates the type of record	'S'	Char 1		S
2	Product	Product unique identifier (short name)		Char 32		ENPEX
3	Product Description	Product code description (PRODUCTPART.DESCRPTION)		Char 1000		Energy Payment
4	Delivery Day	Date the energy was delivered and consumed.	YYYY-MM-DD	Date		2001-05-20
5	Pay/Charge	Indicates whether transaction is a payment (P) or charge (C). (P record is populated when summary records are calculated as positive amount (0 or greater); C record is populated when summary records are calculated as negative amount)	'P','C'	Char 1		P
6	Total Quantity	Sum of all the billable quantity records for all the hours for the given product ID. Show n with 2 decimals. Minus sign is used if needed. The value in this field is not relevant for the Market Participant		Number (28.2)		0.00
7	Unit	Type of quantity unit. E.g. MWh.	'MWh'	Char 18		MWh
8	Total Amount	Sum of all the amount records for all the hours for the given product ID. This could be payment or charges. Minus sign is used if needed.		Number (28.2)		4533.21
9	Unit	Unit for Amount column ('I' may be used if the amount could be in either GBP or EUR)	'GBP', 'EUR', 'I'	Char 18		'I'

5.2.1.3.3 DETAIL RECORDS

#	Field	Definition	Domain	Format	Null?	Example
1	Record Type	Indicates the type of record.	'D'	Char 1		D
2	Product	Product unique identifier (short name). For Combined product; For positive sum add P, for negative sum add C at the end of the product name.		Char 100		ENPEX
3	Order	Order unique identifier (number).		Number(8)		2225
4	Pay/Charge	Indicates whether transaction is a payment (P) or charge (C) (P record is populated when detail records are calculated as positive amount (0 or greater); C record is populated when detail records are calculated as negative amount).	'P','C'	Char 1		P
5	Operation date	The date energy is delivered and consumed.	YYYY-MM-DD	Date		2005-05-20
6	Hour	Operation hour ending.	(1-24)	Date HH		7
7	Min	Operation min starting.	(00-59)	Date MM		00
8	Resolution	Time resolution will give information of length of the interval. 30 30-minute 31 Hour 32 Day 33 Week 34 Month 40 Undefined	30-34,40	Number(2)		30
9	PDA	Not used	Not used	Not used	√	Not used
10	Comments	Reserved for future use. This field is not populated in this file version.		Char 32	√	
11	Resource	The unique identifier for the Participant's resource/unit. This would be null (blank) when the settlement line is for a non-resource.		Char 100	√	UNIT1
12	Location	The unique identifier for the location of the resource/unit, e.g. zone or hub. This would be null (blank) when the settlement line is for a non-resource.		Char 10	√	Power Station
13	Internal Zone	Not used.	Not used	Not Used	√	Not Used
14	Jurisdiction	The unique identifier for jurisdictions. This would be null when the settlement line is not for Jurisdiction.		Char 30	√	NI

#	Field	Definition	Domain	Format	Null?	Example
15	Contract (Interconnector Unit Gate)	The unique identifier for the contract or trade. This would be null (blank) when the settlement line is for a non-contract. This field will be populated when settlement lines are for an Interconnector Unit Gate. The field will contain the Interconnector Unit and Gate		Char 100	√	I_NIMOYLE_EA
16	Interconnector	The unique identifier for an interconnector, path. This field is only populated for settlement line relevant for interconnectors or otherwise, null (blank)		Char 32	√	I_NIMOYLE
17	Quantity	Billable quantity for the given interval. Minus sign is used if needed. Show n with 2 decimals. The value in this field is not relevant for the Market Participant.		Number (28.2)		0.00
18	Unit	Type of quantity unit. E.g. MWh.		Char 18		MWh
19	Amount	Billable amount. Payment or charge. Minus sign is used if needed.		Number (28.2)		2340.22
20	Unit	Unit for Amount column ('/' may be used if the amount could be in either GBP or EUR)	'GBP', 'EUR', '/'	Char 18		'/'

5.2.1.3.4 TRAILER RECORD

#	Field	Definition	Domain	Format	Null?	Example
1	Record Type	Indicates the type of record.	'T'	Char 1		T
2	Record Count	Number of records contained in the file including the header and trailer records.		Number		32

5.2.1.4 SAMPLE CSV

The following screenshot illustrates a sample Energy Statement (rows 20 to 95 are hidden).

```
1 H,008,AIP,2012-10-08 10:27:52,1634085,PT_123456,4197742,F,EN,ENGEXG,89310,2,2012-10-08 10:27:14,2012-10-03
2 S,ENPIUGEX,Energy Payment for Interconnector Unit,2012-10-03,P,0.0000,MWh,22927.0300,/
3 S,CONPIUGEX,Constraint Payments for Interconnector Unit Exchanged,2012-10-03,P,0.0000,MWh,1023.0900,/
4 D,ENPIUGEX,1146883,P,2012-10-03,1,00,30,,,,,NI,I_NIMOYLE_EA,I_NIMOYLE,00000,MWh,365.2151,/
5 D,ENPIUGEX,1146883,P,2012-10-03,1,30,30,,,,,NI,I_NIMOYLE_EA,I_NIMOYLE,00000,MWh,357.1931,/
6 D,ENPIUGEX,1146883,P,2012-10-03,2,00,30,,,,,NI,I_NIMOYLE_EA,I_NIMOYLE,00000,MWh,148.8364,/
7 D,ENPIUGEX,1146883,P,2012-10-03,2,30,30,,,,,NI,I_NIMOYLE_EA,I_NIMOYLE,00000,MWh,0.0000,/
8 D,ENPIUGEX,1146883,P,2012-10-03,3,00,30,,,,,NI,I_NIMOYLE_EA,I_NIMOYLE,00000,MWh,0.0000,/
9 D,ENPIUGEX,1146883,P,2012-10-03,3,30,30,,,,,NI,I_NIMOYLE_EA,I_NIMOYLE,00000,MWh,0.0000,/
10 D,ENPIUGEX,1146883,P,2012-10-03,4,00,30,,,,,NI,I_NIMOYLE_EA,I_NIMOYLE,00000,MWh,0.0000,/
11 D,ENPIUGEX,1146883,P,2012-10-03,4,30,30,,,,,NI,I_NIMOYLE_EA,I_NIMOYLE,00000,MWh,0.0000,/
12 D,ENPIUGEX,1146883,P,2012-10-03,5,00,30,,,,,NI,I_NIMOYLE_EA,I_NIMOYLE,00000,MWh,0.0000,/
13 D,ENPIUGEX,1146883,P,2012-10-03,5,30,30,,,,,NI,I_NIMOYLE_EA,I_NIMOYLE,00000,MWh,0.0000,/
14 D,ENPIUGEX,1146883,P,2012-10-03,6,00,30,,,,,NI,I_NIMOYLE_EA,I_NIMOYLE,00000,MWh,0.0000,/
15 D,ENPIUGEX,1146883,P,2012-10-03,6,30,30,,,,,NI,I_NIMOYLE_EA,I_NIMOYLE,00000,MWh,0.0000,/
16 D,ENPIUGEX,1146883,P,2012-10-03,7,00,30,,,,,NI,I_NIMOYLE_EA,I_NIMOYLE,00000,MWh,0.0000,/
17 D,ENPIUGEX,1146883,P,2012-10-03,7,30,30,,,,,NI,I_NIMOYLE_EA,I_NIMOYLE,00000,MWh,333.0522,/
18 D,ENPIUGEX,1146883,P,2012-10-03,8,00,30,,,,,NI,I_NIMOYLE_EA,I_NIMOYLE,00000,MWh,384.2392,/
19 D,ENPIUGEX,1146883,P,2012-10-03,8,30,30,,,,,NI,I_NIMOYLE_EA,I_NIMOYLE,00000,MWh,422.0587,/
96 D,CONPIUGEX,1146884,P,2012-10-03,23,00,30,,,,,NI,I_NIMOYLE_EA,I_NIMOYLE,00000,MWh,0.0000,/
97 D,CONPIUGEX,1146884,P,2012-10-03,23,30,30,,,,,NI,I_NIMOYLE_EA,I_NIMOYLE,00000,MWh,0.0000,/
98 D,CONPIUGEX,1146884,P,2012-10-03,24,00,30,,,,,NI,I_NIMOYLE_EA,I_NIMOYLE,00000,MWh,0.0000,/
99 D,CONPIUGEX,1146884,P,2012-10-03,24,30,30,,,,,NI,I_NIMOYLE_EA,I_NIMOYLE,00000,MWh,0.0000,/
100 T,100
```

The following screenshot illustrates a sample Capacity Statement (rows 20 to 41 are hidden).

```
1 H,008,AIP,2012-11-08 16:37:40,1678932,PT_123456,4322525,F,CA,CAPEXG,91340,2,2012-11-08 12:00:08,2012-10-03
2 S,CPIUGEX,Capacity Payment for Interconnector & Residual Units Exchanged,2012-10-03,P,0.0000,MWh,3598.1200,/
3 D,CPIUGEX,1146895,P,2012-10-03,1,00,30,,,,,NI,I_NIMOYLE_EA,I_NIMOYLE,00000,MWh,10.4859,/
4 D,CPIUGEX,1146895,P,2012-10-03,1,30,30,,,,,NI,I_NIMOYLE_EA,I_NIMOYLE,00000,MWh,9.4914,/
5 D,CPIUGEX,1146895,P,2012-10-03,2,00,30,,,,,NI,I_NIMOYLE_EA,I_NIMOYLE,00000,MWh,7.4622,/
6 D,CPIUGEX,1146895,P,2012-10-03,2,30,30,,,,,NI,I_NIMOYLE_EA,I_NIMOYLE,00000,MWh,6.1258,/
7 D,CPIUGEX,1146895,P,2012-10-03,3,00,30,,,,,NI,I_NIMOYLE_EA,I_NIMOYLE,00000,MWh,4.7418,/
8 D,CPIUGEX,1146895,P,2012-10-03,3,30,30,,,,,NI,I_NIMOYLE_EA,I_NIMOYLE,00000,MWh,0.5872,/
9 D,CPIUGEX,1146895,P,2012-10-03,4,00,30,,,,,NI,I_NIMOYLE_EA,I_NIMOYLE,00000,MWh,0.0000,/
10 D,CPIUGEX,1146895,P,2012-10-03,4,30,30,,,,,NI,I_NIMOYLE_EA,I_NIMOYLE,00000,MWh,0.0000,/
11 D,CPIUGEX,1146895,P,2012-10-03,5,00,30,,,,,NI,I_NIMOYLE_EA,I_NIMOYLE,00000,MWh,0.0000,/
12 D,CPIUGEX,1146895,P,2012-10-03,5,30,30,,,,,NI,I_NIMOYLE_EA,I_NIMOYLE,00000,MWh,0.0000,/
13 D,CPIUGEX,1146895,P,2012-10-03,6,00,30,,,,,NI,I_NIMOYLE_EA,I_NIMOYLE,00000,MWh,0.0000,/
14 D,CPIUGEX,1146895,P,2012-10-03,6,30,30,,,,,NI,I_NIMOYLE_EA,I_NIMOYLE,00000,MWh,2.4033,/
15 D,CPIUGEX,1146895,P,2012-10-03,7,00,30,,,,,NI,I_NIMOYLE_EA,I_NIMOYLE,00000,MWh,0.0000,/
16 D,CPIUGEX,1146895,P,2012-10-03,7,30,30,,,,,NI,I_NIMOYLE_EA,I_NIMOYLE,00000,MWh,6.2568,/
17 D,CPIUGEX,1146895,P,2012-10-03,8,00,30,,,,,NI,I_NIMOYLE_EA,I_NIMOYLE,00000,MWh,14.0706,/
18 D,CPIUGEX,1146895,P,2012-10-03,8,30,30,,,,,NI,I_NIMOYLE_EA,I_NIMOYLE,00000,MWh,29.0089,/
19 D,CPIUGEX,1146895,P,2012-10-03,9,00,30,,,,,NI,I_NIMOYLE_EA,I_NIMOYLE,00000,MWh,58.8373,/
42 D,CPIUGEX,1146895,P,2012-10-03,20,30,30,,,,,NI,I_NIMOYLE_EA,I_NIMOYLE,00000,MWh,91.3241,/
43 D,CPIUGEX,1146895,P,2012-10-03,21,00,30,,,,,NI,I_NIMOYLE_EA,I_NIMOYLE,00000,MWh,77.0150,/
44 D,CPIUGEX,1146895,P,2012-10-03,21,30,30,,,,,NI,I_NIMOYLE_EA,I_NIMOYLE,00000,MWh,76.8802,/
45 D,CPIUGEX,1146895,P,2012-10-03,22,00,30,,,,,NI,I_NIMOYLE_EA,I_NIMOYLE,00000,MWh,92.6180,/
46 D,CPIUGEX,1146895,P,2012-10-03,22,30,30,,,,,NI,I_NIMOYLE_EA,I_NIMOYLE,00000,MWh,112.4184,/
47 D,CPIUGEX,1146895,P,2012-10-03,23,00,30,,,,,NI,I_NIMOYLE_EA,I_NIMOYLE,00000,MWh,83.2839,/
48 D,CPIUGEX,1146895,P,2012-10-03,23,30,30,,,,,NI,I_NIMOYLE_EA,I_NIMOYLE,00000,MWh,49.4682,/
49 D,CPIUGEX,1146895,P,2012-10-03,24,00,30,,,,,NI,I_NIMOYLE_EA,I_NIMOYLE,00000,MWh,31.8996,/
50 D,CPIUGEX,1146895,P,2012-10-03,24,30,30,,,,,NI,I_NIMOYLE_EA,I_NIMOYLE,00000,MWh,21.2176,/
51 T,51
```

5.2.2 PARTICIPANT INFORMATION REPORT (PIR)

5.2.2.1 FILE TYPE

CSV file, available through the Type 3 communication channel.

Example XML request:

```
<?xml version="1.0" encoding="UTF-8" ?>
<report market="EN" report="PIR" type="INITIAL" date="2006-09-26" />
```

Where:

- “Market” – Market abbreviation:
 - EN – energy market;
 - CA – capacity;
 - MO – Market Operator Charges Market; and
 - FMO – Fixed Market Operator Charges Market.
- “Report” – is “PIR”.
- “type” – settlement type:
 - INDICATIVE – indicative run; and
 - INITIAL – initial run.
- “date” – settlement date in “YYYY-MM-DD” numeric format.

Note: The file available for download is the latest produced by the Settlement system. When downloading a PIR associated with a revised run, then the type would be “INITIAL”.

5.2.2.2 FILE NAMING CONVENTION

The file is named as: “Market”_PIR_”Participant”_”Type”_”Settlement Date”.csv.

Where:

- “Market” – Market abbreviation (see above);
- “Type” – Settlement type code (see section 5.1);
- “Settlement Date” – date in “YYYY-MM-DD”
e.g. EN_PIR_MKTPAR_P_2006-10-20.csv.

Note: There is no version number in the file name for the PIR. The latest report is available for the Participant to download where there are multiple reports produced for the same report “Market”, “Type” and “Settlement Date”.

5.2.2.3 FILE LAYOUT

The layout of the file is as follows:

- Header Record;
- Summary Record;
- Detail Record; and
- Trailer Record.

5.2.2.3.1 HEADER RECORD

#	Field	Definition	Domain	Format	Null?	Example
1	Record Type	Indicates the type of record.	{'H'}	Char 1		H
2	Version	The version number that defines the file layout. This version is 001.		Char 3		001
3	Entity	This refers to the Market Operator.		Char 20		SEMO
4	Timestamp	Date and time the file was created. Military time.	YYYY-MM-DD HH:MM:SS	Date time		2005-05-15 20:55:45
5	File No	Sequence number of the file; unique to each PIR file.		Number (8)		2001
6	Participant	The Participant unique identifier (short name).		Char 100		MKTPAR
7	Type	Status type for the data. It indicates whether the report is based on Indicative (P) Initial/Revised (F).	'P','F'	Char 1		P
8	Settlement Day	The settlement day for the report. That is the main date the energy was delivered and consumed.	YYYY-MM-DD	Date		2005-05-20

5.2.2.3.2 SUMMARY RECORD

#	Field	Definition	Domain	Format	Null?	Example
1	Record Type	Indicates the type of record.	{'S'}	Char 1		S
2	Market	Market abbreviation that uniquely identifies the market.		Char 2		EN
3	Segment	Segment or product group abbreviation that uniquely identifies the segment.		Char 32		EN-CBFACTOR1
4	Job ID	Settlement job No that identified the group of statement created in a calculation.		Number(8)		3321
5	Job_Version	Version of run or calculation job. Every time a segment and settlement day is calculated the version increases with one.		Number(8)		1
6	Type	Status type for the job.	'P','F'	Char 1		P
7	Timestamp	Date and time the settlement job was created. Military time.	YYYY-MM-DD HH:MM:SS	Date time		2005-05-15 20:55:45

5.2.2.3.3 DETAIL RECORDS

#	Field	Definition	Domain	Format	Null?	Example
1	Record Type	Indicates the type of record.	'D'	Char 1		D
2	Delivery Day	Date the energy was delivered and consumed.	YYYY-MM-DD	Date		2005-05-20
3	Delivery Hour	Hour the energy was delivered and consumed. If an hour does not have any values there will be no record for this hour.	HH24	Number(2)		7 or 13
4	Resolution	Time resolution will give information of length of the interval. 30 30-minute 31 Hour 32 Day 33 Week 34 Month 40 Undefined	30-34,40	Number(2)		30
5	PDA	Not used	Not used	Not used	√	Not used
6	Variable type	The short name of the variable type code that is reported.		Char 24		MG
7	Variable name	A name uniquely identifying the values.		Char 156		MG_UNIT1
8	Resource	The unique identifier for the Participant's resource/unit. This would be null (blank) when the variable type is for a non-resource.		Char 100	√	UNIT1
9	Trading Sites	The unique identifier for the relevant trading site. This would be null (blank) when the variable type is for a non-resource.		Char 100	√	Power Station
10	Contract (Interconnector Unit Gate)	The unique identifier for the contract or trade. This would be null (blank) when the settlement line is for a non-contract. This field will be populated when settlement lines are for an Interconnector Unit Gate. The field will contain the Interconnector Unit and Gate.		Char 100	√	I_NIMOYLE_EA
11	Unit	Unit for the variable type. E.g. MWh.	{ 'MWh' , 'MW' }	Char 18		MWh
12	Value1	Variable value for the first interval for the hour in field 3. Minus sign is used if needed. All values shown with decimals as imported into the system.	Positive and negative numbers	Number (28.8)		65.00
13	Value2	Variable value for the second interval for the hour in field 3. If no value exists for the given variable then this field will not appear in the report	Positive and negative numbers	Number (28.8)		65.00

5.2.2.3.4 TRAILER RECORD

#	Field	Definition	Domain	Format	Null?	Example
1	Record Type	Indicates the type of record.	{T}	Char 1		T
2	Record Count	Number of records contained in the file including the header and trailer records.		Number		20

5.2.2.4 SAMPLE CSV

The following screenshot illustrates a sample Energy PIR (rows 20 to 144 are hidden).

```
1 H,1,AIP,2012-10-07 15:19,1638612,PT_123456,F,2012-10-03
2 S,EN,INTP4,89524,2,F,2012-10-07 14:45
3 S,EN,INTP1,89521,2,F,2012-10-07 14:40
4 S,EN,ENG,89525,2,F,2012-10-07 14:46
5 S,EN,INTP3,89523,2,F,2012-10-07 14:45
6 S,EN,ENGEXG,89528,2,F,2012-10-07 15:18
7 S,EN,INTP2,89522,2,F,2012-10-07 14:43
8 D,2012-10-03,1,30,,DQIUG,DQIUG_PT_123456_I_NIMOYLE_EA,,,I_NIMOYLE_EA,MW,19.744,19.744
9 D,2012-10-03,2,30,,DQIUG,DQIUG_PT_123456_I_NIMOYLE_EA,,,I_NIMOYLE_EA,MW,19.744,19.744
10 D,2012-10-03,3,30,,DQIUG,DQIUG_PT_123456_I_NIMOYLE_EA,,,I_NIMOYLE_EA,MW,19.744,19.744
11 D,2012-10-03,4,30,,DQIUG,DQIUG_PT_123456_I_NIMOYLE_EA,,,I_NIMOYLE_EA,MW,19.744,19.744
12 D,2012-10-03,5,30,,DQIUG,DQIUG_PT_123456_I_NIMOYLE_EA,,,I_NIMOYLE_EA,MW,19.744,19.744
13 D,2012-10-03,6,30,,DQIUG,DQIUG_PT_123456_I_NIMOYLE_EA,,,I_NIMOYLE_EA,MW,19.744,19.744
14 D,2012-10-03,7,30,,DQIUG,DQIUG_PT_123456_I_NIMOYLE_EA,,,I_NIMOYLE_EA,MW,19.744,19.744
15 D,2012-10-03,8,30,,DQIUG,DQIUG_PT_123456_I_NIMOYLE_EA,,,I_NIMOYLE_EA,MW,19.744,19.744
16 D,2012-10-03,9,30,,DQIUG,DQIUG_PT_123456_I_NIMOYLE_EA,,,I_NIMOYLE_EA,MW,19.744,19.744
17 D,2012-10-03,10,30,,DQIUG,DQIUG_PT_123456_I_NIMOYLE_EA,,,I_NIMOYLE_EA,MW,19.744,19.744
18 D,2012-10-03,11,30,,DQIUG,DQIUG_PT_123456_I_NIMOYLE_EA,,,I_NIMOYLE_EA,MW,19.744,19.744
19 D,2012-10-03,12,30,,DQIUG,DQIUG_PT_123456_I_NIMOYLE_EA,,,I_NIMOYLE_EA,MW,19.744,19.744
145 D,2012-10-03,18,30,,SMP,SMP_AIPSEM,,,,EUR/MWh,55.48,55.13
146 D,2012-10-03,19,30,,SMP,SMP_AIPSEM,,,,EUR/MWh,55.54,55.4
147 D,2012-10-03,20,30,,SMP,SMP_AIPSEM,,,,EUR/MWh,55.01,54.6
148 D,2012-10-03,21,30,,SMP,SMP_AIPSEM,,,,EUR/MWh,54.6,46
149 D,2012-10-03,22,30,,SMP,SMP_AIPSEM,,,,EUR/MWh,54.67,54.6
150 D,2012-10-03,23,30,,SMP,SMP_AIPSEM,,,,EUR/MWh,44.09,44.21
151 D,2012-10-03,24,30,,SMP,SMP_AIPSEM,,,,EUR/MWh,46.74,46.74
152 D,2012-10-03,1,33,,SWPMGLF,SWPMGLF_PT_123456,,,,MWh,3152.979073,
153 D,2012-10-03,1,33,,PEXPEGQ,PEXPEGQ_PT_123456,,,,MWh,500544020.1,
154 T,154
```

The following screenshot illustrates a sample Capacity PIR (rows 12-84 and 110-290 are hidden).

```

1 H,1,AIP,2012-11-08 16:45,1681849,PT_123456,F,2012-10-03
2 S,CA,INTC4,91280,2,F,2012-11-08 11:18
3 S,CA,INTC3,91249,2,F,2012-11-08 11:03
4 S,CA,CAPEXG,91344,2,F,2012-11-08 12:00
5 S,CA,CAP,91312,2,F,2012-11-08 11:44
6 S,CA,INTC1,91187,2,F,2012-11-08 10:24
7 S,CA,INTC2,91218,2,F,2012-11-08 10:45
8 D,2012-10-03,1,30,,ALLP,ALLP_AIPSEM,,,,MW,0.00049,0.00039
9 D,2012-10-03,2,30,,ALLP,ALLP_AIPSEM,,,,MW,0.00023,0.00015
10 D,2012-10-03,3,30,,ALLP,ALLP_AIPSEM,,,,MW,0.0001,0.00007
11 D,2012-10-03,4,30,,ALLP,ALLP_AIPSEM,,,,MW,0.00005,0.00004
85 D,2012-10-03,6,30,,MSQIUG,MSQIUG_PT_123456_I_NIMOYLE_EA,,,I_NIMOYLE_EA,MW,19.744,19.744
86 D,2012-10-03,7,30,,MSQIUG,MSQIUG_PT_123456_I_NIMOYLE_EA,,,I_NIMOYLE_EA,MW,19.744,19.744
87 D,2012-10-03,8,30,,MSQIUG,MSQIUG_PT_123456_I_NIMOYLE_EA,,,I_NIMOYLE_EA,MW,19.744,19.744
88 D,2012-10-03,9,30,,MSQIUG,MSQIUG_PT_123456_I_NIMOYLE_EA,,,I_NIMOYLE_EA,MW,19.744,19.744
89 D,2012-10-03,10,30,,MSQIUG,MSQIUG_PT_123456_I_NIMOYLE_EA,,,I_NIMOYLE_EA,MW,19.744,19.744
90 D,2012-10-03,11,30,,MSQIUG,MSQIUG_PT_123456_I_NIMOYLE_EA,,,I_NIMOYLE_EA,MW,19.744,19.744
91 D,2012-10-03,12,30,,MSQIUG,MSQIUG_PT_123456_I_NIMOYLE_EA,,,I_NIMOYLE_EA,MW,19.744,19.744
92 D,2012-10-03,13,30,,MSQIUG,MSQIUG_PT_123456_I_NIMOYLE_EA,,,I_NIMOYLE_EA,MW,19.744,19.744
93 D,2012-10-03,14,30,,MSQIUG,MSQIUG_PT_123456_I_NIMOYLE_EA,,,I_NIMOYLE_EA,MW,19.744,19.744
94 D,2012-10-03,15,30,,MSQIUG,MSQIUG_PT_123456_I_NIMOYLE_EA,,,I_NIMOYLE_EA,MW,19.744,19.744
95 D,2012-10-03,16,30,,MSQIUG,MSQIUG_PT_123456_I_NIMOYLE_EA,,,I_NIMOYLE_EA,MW,19.744,19.744
96 D,2012-10-03,17,30,,MSQIUG,MSQIUG_PT_123456_I_NIMOYLE_EA,,,I_NIMOYLE_EA,MW,19.744,19.744
97 D,2012-10-03,18,30,,MSQIUG,MSQIUG_PT_123456_I_NIMOYLE_EA,,,I_NIMOYLE_EA,MW,19.744,19.744
98 D,2012-10-03,19,30,,MSQIUG,MSQIUG_PT_123456_I_NIMOYLE_EA,,,I_NIMOYLE_EA,MW,19.744,19.744
99 D,2012-10-03,21,30,,MSQIUG,MSQIUG_PT_123456_I_NIMOYLE_EA,,,I_NIMOYLE_EA,MW,19.744,19.744
100 D,2012-10-03,22,30,,MSQIUG,MSQIUG_PT_123456_I_NIMOYLE_EA,,,I_NIMOYLE_EA,MW,19.744,19.744
101 D,2012-10-03,23,30,,MSQIUG,MSQIUG_PT_123456_I_NIMOYLE_EA,,,I_NIMOYLE_EA,MW,19.744,19.744
102 D,2012-10-03,24,30,,MSQIUG,MSQIUG_PT_123456_I_NIMOYLE_EA,,,I_NIMOYLE_EA,MW,19.744,19.744
103 D,2012-10-03,1,30,,EAIUG,EAIUG_PT_123456_I_NIMOYLE_EA,,,I_NIMOYLE_EA,MW,19.744,19.744
104 D,2012-10-03,2,30,,EAIUG,EAIUG_PT_123456_I_NIMOYLE_EA,,,I_NIMOYLE_EA,MW,19.744,19.744
105 D,2012-10-03,3,30,,EAIUG,EAIUG_PT_123456_I_NIMOYLE_EA,,,I_NIMOYLE_EA,MW,19.744,19.744
106 D,2012-10-03,4,30,,EAIUG,EAIUG_PT_123456_I_NIMOYLE_EA,,,I_NIMOYLE_EA,MW,19.744,19.744
107 D,2012-10-03,5,30,,EAIUG,EAIUG_PT_123456_I_NIMOYLE_EA,,,I_NIMOYLE_EA,MW,19.744,19.744
108 D,2012-10-03,6,30,,EAIUG,EAIUG_PT_123456_I_NIMOYLE_EA,,,I_NIMOYLE_EA,MW,19.744,19.744
109 D,2012-10-03,7,30,,EAIUG,EAIUG_PT_123456_I_NIMOYLE_EA,,,I_NIMOYLE_EA,MW,19.744,19.744
291 D,2012-10-03,21,30,,VCPWF,VCPWF_AIPSEM,,,, / ,0.00021834,0.00017371
292 D,2012-10-03,22,30,,VCPWF,VCPWF_AIPSEM,,,, / ,0.00025562,0.0002215
293 D,2012-10-03,23,30,,VCPWF,VCPWF_AIPSEM,,,, / ,0.00012358,0.00007058
294 D,2012-10-03,24,30,,VCPWF,VCPWF_AIPSEM,,,, / ,0.00006014,0.00003303
295 T,296

```

5.2.3 CREDIT COVER REPORT

5.2.3.1 FILE TYPE

CSV file, available through the Type 3 communication channel.

Example XML request:

```

<?xml version="1.0" encoding="UTF-8"?>
<file name="CCR_PT_400030_2008-11-28.csv" date="2008-11-28">
</file>

```

5.2.3.2 FILE NAMING CONVENTION

The filename convention for the credit risk report is as follows:

<Report Name>_<Participant name>_<Date>_<Report Id>.csv

where:

- <Report Name> is the abbreviated report name, i.e. CCR;
- <Participant name> is the applicable Account name;
- <Date> is of the form YYYY-MM-DD (with leading zeros for month and day) and is the date that the report is generated for; and
- <Report Id> is the unique Id for the credit risk report run (Transaction ID field in section 5.2.3.3.1)

Examples:

CCR_PT_11111_2008-01-01_123456.csv

CCR_PT_11111_2008-01-01_123457.csv

Note: The Credit Cover Report can be retrieved via Type 3 communications using the File Name and Directory Listing download processes.

5.2.3.3 FILE LAYOUT

The report format consists of consecutive records separated by a new line. Fields within a record are separated by a comma (.). There is no comma at the end of a record. The following records are included in the report:

- 1 Header Record (H);
- 1 Summary record (S);
- 1 or 2 D0 record(s) ordered by
Participant Type: G(enerator), S(upplier);
- 1 or more D1 record(s) ordered by
Type: G(enerator), S(upplier)
Status: S(tandard), A(djusted), N(ew)
Market: EN(ergy), CA(pacity); and
- 2 D2 record(s) ordered by
Market: EN(ergy), CA(pacity).

5.2.3.3.1 HEADER RECORD

#	Field	Definition	Domain	Format	Null?	Example
1	Record Type	Indicates the type of record.	{'H'}	Char 1		H
2	Version	The version number that defines the file layout. This version is 004.		Char 3		004

#	Field	Definition	Domain	Format	Null?	Example
3	Entity	This is a reference to the Market Operator.	SEMO	Char 20		SEMO
4	Timestamp	Date and time the file was created.	YYYY-MM-DD HH:MM:SS	Date time		2008-05-02 10:05:54
5	Code Participant ID	Represents the unique grouping of Generator and/or Supplier Units to the entity defined as a "Participant" in the Code.		Char 100		CP_400020
6	Day	The date the credit risk calculations and the credit risk report were processed.	YYYY-MM-DD	Date		2008-05-02
7	Transaction ID	Unique Transaction ID for the credit risk run		Number(8)		123456
8	CRM run initiation time	Start time for the credit risk report run	YYYY-MM-DD HH:MM:SS	Date time		2008-05-02 09:15:24

5.2.3.3.2 SUMMARY RECORD

#	Field	Definition	Domain	Format	Null?	Example
1	Record Type	Indicates the type of record	{ 'S' }	Char 1		S
2	Code Participant ID	Represents the unique grouping of Generator and/or Supplier Units to the entity defined as a "Participant" in the Code.		Char 100		CP_400020
3	CCIN Breach Flag	Flags if warning limit (WARNING) or posted credit cover is exceeded	{ 'NONE', 'WARNING', 'CCIN' }	Char 7		WARNIN G
4	Breach Amount	Value of Credit Cover Increase Notice requiring remedy		Number (22,2)		46523.01
5	Currency	Denotes the currency that the values are included in.		Char 3		EUR, GBP
6	Posted Credit Cover	The total value of collateral posted for the Code Participant.		Number (22,2)		76543.21

#	Field	Definition	Domain	Format	Null?	Example
7	Required Credit Cover	The result of the Credit Risk Assessment for the Code Participant.		Number (22,2)		12345.67
8	ACC	Available Credit cover		Number (22,2)		46523.01

5.2.3.3.3 DETAIL – GENERATOR UNIT AND SUPPLIER UNIT

#	Field	Definition	Domain	Format	Null?	Example
1	Record Type	Indicates the type of record	{'D0'}	Char 2		D0
2	Code Participant ID	Represents the unique grouping of Generator and/or Supplier Units to the entity defined as a "Participant" in the Code.		Char 100		CP_400020
3	Type	Abbreviation that uniquely identifies the type of units, i.e. Generator Units or Supplier Units		Char 3		GEN, SUP
4	Currency	Denotes the currency that the values are included in.		Char 3		EUR, GBP
5	Required Credit Cover	The result of the Credit Risk Assessment for the Code Participant for the specified "Type".		Number (22,2)		12345.67

#	Field	Definition	Domain	Format	Null?	Example
6	Invoices Not Paid	The value of all Invoices issued for the Participant Accounts for the named Type that are unpaid (including VAT).		Number (22,2)		76543.21
7	Settlement Not Invoiced	The sum of all Settlement Statements issued for the Participant Accounts for the named Type that have not yet been included in an Invoice (including VAT).		Number (22,2)		76543.21
8	Undefined Exposure	The sum of all calculated exposures – excluding Interconnector Units - for the Participant Accounts for the named Type in respect of the Undefined Exposure Period(s) (including VAT).		Number (22,2)		76543.21
9	Interconnector traded amount	Sum of interconnector trades post initial settlement. (0 for Supplier)		Number (22,2)		425990.44
10	Reallocations	The sum of all pending Settlement Reallocation Agreements lodged for the Market Participants for the named Type.		Number (22,2)		76543.21
11	Fixed Credit Cover	The sum of all Fixed Credit Requirements in respect of the Code Participant for the named "Type"		Number (22,2)		76543.21
12	Adjustment Amount	The sum of all Adjustment Amounts in respect of the Code Participant for the named "Type".		Number (22,2)		76543.21

5.2.3.3.4 DETAIL – MARKET PARTICIPANT

#	Field	Definition	Domain	Format	Null?	Example
1	Record Type	Indicates the type of record	{'D1'}	Char 2		D1
2	Participant ID	The Market Participant ID: Represents a unique grouping of Generator Units or a unique grouping of Supplier Units. A Code Participant may have multiple Market Participant accounts registered in the CMS.		Char 100		PT_400022
3	Type	Abbreviation that uniquely identifies the type of account i.e. Generator Units or Supplier Units		Char 3		GEN, SUP
4	Status	Denotes whether the Participant is classed as New, Adjusted or Standard for calculation of Undefined Exposure		Char1		N, A, S
5	Currency	Denotes the currency that the values are included in.		Char 3		EUR, GBP
6	Market	Market abbreviation that uniquely identifies the market. (NB – Calculations under EN also include Credit Cover Requirements in respect of the Variable Market Operator Charges)		Char 2		EN, CA

#	Field	Definition	Domain	Format	Null?	Example
7	Invoices Not Paid	The value of all Invoices issued for the Participant Accounts for the named Market that are unpaid (including VAT)		Number (22,2)		76543.21
8	Settlement Not Invoiced	The sum of all Settlement Statements issued for the Market Participant for the named Market that have not yet been included in an Invoice (including VAT)		Number (22,2)		76543.21
9	Undefined Exposure	The sum of all calculated exposures for the Market Participant for the named Market in respect of the Undefined Exposure Period(s) (including VAT)		Number (22,2)		76543.21
10	Interconnector traded amount	Sum of interconnector trades post initial settlement. (0 for Supplier)		Number (22,2)		425990.44
11	Reallocations	The sum of all pending Settlement Reallocation Agreements lodged for the Market Participant.		Number (22,2)		76543.21

5.2.3.3.5 DETAIL – MARKET

#	Field	Definition	Domain	Format	Null?	Example
1	Record Type	Indicates the type of record	{'D2'}	Char 2		D2
2	Market	Market abbreviation that uniquely identifies the market. (NB – Calculations under EN also include Credit Cover Requirements in respect of the Variable Market Operator Charges)		Char 2		EN, CA
3	Undefined Exposure Period – Generators	Denotes the number of days in the Undefined Exposure Period for Generators in this Market used in the calculation of RCC.		Number (8)		15
4	Undefined Exposure Period – Suppliers	Denotes the number of days in the Undefined Exposure Period for Suppliers for this Market used in the calculation of RCC.		Number (8)		16
5	Forecast price	ECP used for Capacity market and CAPB for energy market in the currency of the participant's jurisdiction		Number (22,2)		34.23
6	Credit Assessment Price	The Credit Assessment Price that is in the calculation of RCC. Price is given in the currency of the participant's jurisdiction		Number (23,3)		92.636
7	ECPI	Price is given in the currency of the participant's jurisdiction		Number (22,2)		42.73

5.2.3.4 SAMPLE CSV

```
H,003,SEMO,2008-09-16 12:35:11,CPT_222222,2008-09-16,123456,2008-09-16 09:15:24
S,CPT_222222,WARNING,46523.01,EUR,0.00,52450.00,10000.00
D0,CPT_222222,GEN,EUR,-390460.50,-629773.35,-8422522.18,-430734.97,45332.23,1308000.00,0.00,0.00
D0,CPT_222222,SUP,EUR,0.00,0.00,0.00,0.00,0.00,0.00,0.00,0.00
D1,PT_111111,GEN,S,EUR,CA,-86627.85,0.00,-5992972.71,45332.23,0.00
D1,PT_111112,GEN,S,EUR,EN,-543145.50,-8422522.18,-37080772.26,0.00,13080000.00
D1,PT_111113,SUP,N,EUR,EN,0.00,0.00,0.00,0.00,0.00
D2,CA,35,34,92.231, 0.000
D2,EN,35,34,32.122, 87.394,42.73
```

5.2.4 REALLOCATION AGREEMENT REPORT

5.2.4.1 FILE TYPE

CSV file, available through the Type 3 communication channel.

Example XML request:

```
<?xml version="1.0" encoding="UTF-8"?>
<file name="CA_RAR_PT_400030_F_2008-01-31.csv" date="2008-01-31">
</file>
```

5.2.4.2 FILE NAMING CONVENTION

The file is named as: “Market”_RAR_”Participant”_”Type”_”Date”.csv

Where:

- “Market” – Market abbreviation:
 - EN – energy market;
 - CA – capacity market;
- “Type” – Run type:
 - P – indicative;
 - F – initial.
- “Date” – date in “YYYY-MM-DD”

E.g. EN_RAR_MKTPAR_P_2006-10-20.csv.

5.2.4.3 FILE LAYOUT

The layout of the file is as follows:

- Header Record;
- Detail Record; and
- Trailer Record.

5.2.4.3.1 HEADER RECORD

#	Field	Definition	Domain	Format	Null?	Example
1	Record Type	Indicates the type of record.	{‘H’}	Char 1		H
2	Version	The version number that defines the file layout. This version is 001.		Char 3		001
3	Entity	This refers to Market Operator.		Char 20		SEMO
4	Timestamp	Date and time the file was created. The 24 hour clock is used.	YYYY-MM-DD HH:MM:SS	Date time		2006-10-15 20:55:45
5	Participant	The Participant unique identifier (short name).		Char 100		MKTPAR
6	Type	Status type for the data. It indicates whether the report is based on preliminary (P) or final (F) jobs.	{‘P’, ‘F’}	Char 1		P
7	Billing period start date	The first date of the billing period for which the report is created.	YYYY-MM-DD	Date		2006-09-24
8	Billing period end date	The last date of the billing period for which the report is created.	YYYY-MM-DD	Date		2006-09-30

5.2.4.3.2 DETAIL RECORDS

#	Field	Definition	Domain	Format	Null?	Example
1	Record Type	Indicates the type of record.	‘D’	Char 1		D
2	Reallocation name	The name for the reallocation agreement, entered by the submitting Participant.		Char 32		My Reallocation agreement
3	Trading interval	The start time of the trading interval against which the reallocation agreement is launched.	YYYY-MM-DD HH:MM:SS	Date Time		2006-09-28 21:30:00
4	DST Flag	This is 1 if the Trading interval is during the extra hour for the day of DST ending.	(0,1)	Number (1)		0
5	Counterpart Participant	The unique identifier (short name) of that Participant which is the counterpart to the Settlement Reallocation Agreement.	Char 100			PGEN
6	Unit	Currency for the amount.	EUR, GBP	Char 3		EUR
7	Amount	The reallocation agreement amount. This is a positive value for the debited participant and a negative value for the credited participant.		Number (28, 8)		-32344.00000000
7	Validity	Y for valid reallocation agreements, N for invalid agreements.	(‘N’, ‘Y’)	Char 1		Y

#	Field	Definition	Domain	Format	Null?	Example
8	Reason	For invalid reallocation agreements this gives the reason for rejecting the agreement.		Char 500	√	Total invoice amount exceeded

5.2.4.3.3 TRAILER RECORD

#	Field	Definition	Domain	Format	Null?	Example
1	Record Type	Indicates the type of record.	{T}	Char 1		T
2	Record Count	Number of records contained in the file including the header and trailer records.		Number		32

5.2.4.4 SAMPLE CSV

```
H,001,AIP,2006-10-15 20:55:45,MKTPAR,P,2006-09-24,2006-09-30
D, PGEN_ MKTPAR_EN2,2006-09-28 21:30:00,0, PGEN, EUR, -32344.00000000,Y, Total invoice amount exceeded
T,1
```

5.2.5 CANCELLED REALLOCATION AGREEMENT REPORT

This report is created for all accounts under a Code Participant, for which there are cancelled reallocation agreements and those accounts for which there are no cancelled reallocation agreements that apply to the specific account. The report will include all cancelled reallocation agreements for all accounts under the Code Participant, whether the account is on the credit or debit participant side for the cancelled reallocation agreement.

No report is created for accounts under Code Participants for which there are no cancelled reallocation agreements.

5.2.5.1 FILE TYPE

CSV file, available through the Type 3 communication channel.

Example XML request:

```
<?xml version="1.0" encoding="UTF-8" ?>
<file name="CRR_PT_11111_2008-01-01_123456.csv" date="2008-01-31" />
```

5.2.5.2 FILE NAMING CONVENTION

The filename convention for the cancelled reallocation agreement report is as follows:

<Report Name>_<Participant name>_<Date>_<Report Id>.csv

where:

<Report Name> is the abbreviated report name CRR;

<Participant name> is the applicable Account name;

<Date> is of the form YYYY-MM-DD (with leading zeros for month and day) and is the date for which the report is generated; and.

<Report Id> is the unique Id for the Cancelled SRA report run (Transaction ID).

Examples:

CRR_PT_11111_2008-01-01_123456.csv

CRR_PT_11111_2008-01-01_123457.csv

5.2.5.3 FILE LAYOUT AND FORMAT

The format consists of consecutive records separated by a new line. Fields within a record are separated by a comma (.). There is no comma at the end of a record.

The following records are included in the report:

- One Header Record;
- One or more Detail Records; and
- One Trailer Record.

5.2.5.3.1 HEADER RECORD

#	Field	Definition	Domain	Format	Null?	Example
1	Record Type	Indicates the type of record	{'H'}	Char 1		H
2	Version	The version number that defines the file layout. This version is 001.		Char 3		001
3	Entity	This is a reference to the Market Operator.	SEMO	Char 20		SEMO
4	Timestamp	Date and time the file was created.	YYYY-MM-DD HH:MM:SS	Date time		2008-05-02 10:05:54
5	Code Participant ID	Code Participant ID as imported from MI/STL		Char 100		CPT_400020
6	Transaction ID	Unique Transaction ID for the credit risk run under which the reallocation agreement were cancelled		Number(8)		123456

5.2.5.3.2 DETAIL RECORDS

#	Field	Definition	Domain	Format	Null?	Example
1	Record Type	Indicates the type of record	{‘D’}	Char 1		D
2	Participant Name	Account name of debit Participant		Char 32		PT_500027
3	Credited Participant Name	Account name of credit Participant		Char 32		PT_500036
4	Reallocation type	Energy or Capacity	{‘E,’C’}	Char 1		E
5	Delivery date	Delivery date of Reallocation	YYYY-DD-MM	Date		2010-12-15
6	Delivery hour	Delivery hour of Reallocation	1-25	Number(2)		16
7	Delivery interval	Delivery interval of Reallocation	{1,2}	Number(1)		1
8	Monetary value	Monetary value of Reallocation agreement		Number (22,2)		76543.21
9	Reallocation agreement name	Name of Reallocation agreement		Char 128		SRA – EN
10	Cancel Flag	Cancel flag	{‘Y’}	Char 1		Y

5.2.5.3.3 TRAILER RECORD

#	Field	Definition	Domain	Format	Null?	Example
1	Record Type	Indicates the type of record	{‘T’}	Char 1		T
2	Record count	Number of records in file (including Header and Trailer records)		Number(3)		4

5.2.5.4 SAMPLE CSV

```
H, 001, SEMO, 2011-09-16 12:35:11, CPT_400020, 123456
D, PT_500027, PT_500036, E, 2011-09-19, 4, 1, 130800.00, SRA-EN ZZZ, Y
D, PT_500027, PT_500037, E, 2011-09-21, 15, 2, 230000.00, SRA-EN YYY, Y
T, 4
```

5.2.6 INVOICE

5.2.6.1 FILE TYPE

Invoices are of file type XML.

Example XML request:

```
<?xml version="1.0" encoding="UTF-8"?>
<invoice number="1079" date="2007-13-03">
</invoice>
```

5.2.6.2 FILE NAMING CONVENTION

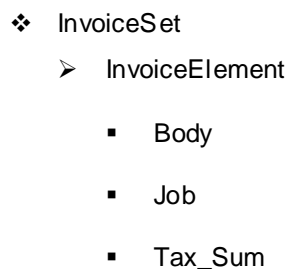
The file naming convention is as follows: INV_ "Invoice Number" _ "Participant" _ "Invoice Date".xml.

Where: Invoice date is in the format YYYY-MM-DD. (e.g. INV_1_MKTPAR_2006-09-26.xml)

5.2.6.3 FILE LAYOUT (PRE-SEM R2.2.0)

This section describes the file layout of all invoices produced before the deployment of SEM R2.2.0. This includes invoices generated for settlement dates prior to the deployment (i.e. when re-settlement occurs).

Invoices issued before the release date of SEM R2.2.0 have a structure according to the following element hierarchy:



Notes:

- There is only one InvoiceSet in an invoice XML file. Although the schema allows for it, there is normally not more than one InvoiceElement for the InvoiceSet.
- There are generally multiple Body records for an InvoiceElement. The body records each represent an invoice line item.
- There are generally multiple Job records for an InvoiceElement. The Job records each identify a Settlement job that was used to generate the invoice.
- There are generally multiple Tax_Sum records for an InvoiceElement. The Tax_Sum record represents the total VAT Amount relating to a particular VAT Rate.
- Before requesting a specific invoice, a Directory Listing must first be requested. From this one can either:
 - Request the Invoice file directly by doing a FILE request.

- Determine the Invoice Number from the details in the Directory Listing, and do an Invoice (INVC) request.

5.2.6.3.1 INVOICE ELEMENT FIELDS (PRE -SEM R2.2.0)

Field	Definition	Format	Example
Invoice_number	Invoice number	String (10)	1433
Sender_addr1	Line 1 of sender's address	String (256)	
Sender_addr2	Line 2 of sender's address	String (102)	
Sender_tel	Sender's telephone number	String (20)	
Sender_fax	Sender's fax number	String (20)	
Sender_taxid	Sender's VAT Registration details	String	
Receiver_name	Recipient's name	String (100)	MKTPAR
Receiver_addr1	Line 1 of Recipient's billing address	String (256)	321 East St.
Receiver_addr2	Line 2 of Recipient's billing address	String (102)	Offaly
Receiver_gl_number	Receiver's VAT Registration details	String (20)	111111
Invoice_type	1 = regular invoice 2 = Credit note	String(1)	1
Due_date	Due date	YYYY-MM-DD	2006-06-22
Inv_heading	Invoice header (always named "final invoice", even for revised invoice)	String (200)	Final invoice for Week 24 2006
Inv_comment	Invoice comment	String (160)	Energy Invoice for week 24 2006
Signature1	Invoice signature	String (120)	John Doe
Unit	Currency unit	String (18)	EUR
Invoice_date	Invoice date	YYYY-MM-DD	2006-06-19
Invoice_calendar_id	N/A	String (8)	2
Invoice_amount	Invoice amount	Double	37581.12
Market_name	Name of Market for which the invoice is issued (Ref: section 5.2.7)	String (120)	Energy
Bill_period_name	Name of billing period	String (255)	Week 24 2006
Receiver_id	Participant code	String (120)	MKTPAR
First_amount	Invoice amount of initial invoice of billing period	Double	37581.12
Version	Invoice Version	string	3.0

5.2.6.3.2 BODY RECORDS (PRE -SEM R2.2.0)

Field	Definition	Format	Example
Invoice_number	Invoice number	String (10)	1433
Bill_heading	Billing period header	String (119)	Charges for period Week 24 2006
Charge_description	Invoice line description	String (120)	Energy Market Settlement Amount
Charge_id	Refer to section 5.2.7.2 for listing of possible values.	String (24)	ENCEX
Quantity	Quantity (where applicable)	Double	34.224
Qty_unit	Quantity unit (where applicable)	String (18)	MWh
Amount	Invoice line amount (ex VAT)	Double	33212.23
Amount_unit	Currency unit	String (18)	EUR
Bill_order	N/A	String (32)	
Charge_type	2 - Invoice line amount 3 - VAT amount 4 - Interest amount	Integer (1)	2
Tax_amount	N/A	Double	
Tax_vartype_code	N/A	String (24)	
Tax_vartype_name	Name of the VAT code	String (120)	VAT Rate of ENCEX Product
Tax_percent_text	The actual VAT Percentage applied	String	13.5%
Prev_amount	Amount on previous invoice (only applicable for revised invoices)	Double	32322.53
Prev_tax_amount	N/A	Double	12345.23

5.2.6.3.3 JOB RECORDS (PRE -SEM R2.2.0)

Field	Definition	Format	Example
Job_id	N/A	String (8)	
Job_name	Settlement segment name	String (100)	Energy Settlement
Settlement_day	Settlement day	YYYY-MM-DD	2006-06-08
Job_number	Job number	Integer (16)	193
Job_version	Job version	String (8)	1
Job_state	N/A	String (6)	SAD
Job_status	Job completion code	String (6)	F
True_up_based_on	N/A Optional field for the revised invoice	String (8)	100
Statement_id	Settlement statement number	Integer (8)	1494
Global_participant_no	The Account PT Identifier	String (100)	MKTPAR

5.2.6.3.4 TAX_SUM RECORDS (PRE -SEM R2.2.0)

Field	Definition	Format	Example
Tax_rate_text	VAT Rate Percentage	String	12.5%
Net_amount	Net Tax Amount by VAT rate	Double	1234.56
Tax_total_amount	Total VAT amount by VAT rate	Double	123.45
Gross_amount	Gross Amount by VAT rate	Double	123456.78

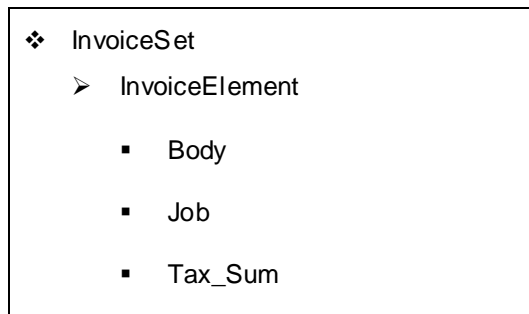
Note for the Revised Invoice: For each Settlement run and each segment there will be set of Job Records, which uniquely identify that Settlement run.

Where a Settlement Day is included on the Revised Invoice, and that Settlement Day has not been reprocessed, the Job Records will be the same for new job processing and the previous job processing except for the “True_up_based_on” field.

5.2.6.4 FILE LAYOUT (POST-SEM R2.2.0)

This section describes the file layout of all invoices produced after the deployment of SEM R2.2.0. This includes invoices generated for settlement dates prior to the deployment (i.e. when re-settlement occurs).

Invoices issued after the release date of SEM R2.2.0 have a structure according to the following element hierarchy:



Notes:

- There is only one InvoiceSet in an invoice XML file. Although the schema allows for it, there is normally not more than one InvoiceElement for the InvoiceSet.
- There are generally multiple Body records for an InvoiceElement. The body records each represent an invoice line item.
- There are generally multiple Job records for an InvoiceElement. The Job records each identify a Settlement job that was used to generate the invoice.
- There are generally multiple Tax_Sum records for an InvoiceElement. The Tax_Sum record represents the total VAT Amount relating to a particular VAT Rate.
- Before requesting a specific invoice, a Directory Listing must first be requested. From this one can either:
 - Request the Invoice file directly by doing a FILE request.
 - Determine the Invoice Number from the details in the Directory Listing, and do an Invoice (INVC) request.

5.2.6.4.1 INVOICE ELEMENT FIELDS (POST -SEM R2.2.0)

Note Ref R2.2.0: Please note those items in **bold** are new items relating to R2.2.0

Field	Definition	Format	Example
Invoice_number	Invoice number	String (10)	1433
Sender_addr1	Line 1 of sender's address	String (256)	
Sender_addr2	Line 2 of sender's address	String (102)	
Sender_tel	Sender's telephone number	String (20)	
Sender_fax	Sender's fax number	String (20)	
Sender_taxid	Sender's VAT Registration details	String	
Receiver_name	Recipient's name	String (100)	MKTPAR
Receiver_addr1	Line 1 of Recipient's billing address	String (256)	321 East St.
Receiver_addr2	Line 2 of Recipient's billing address	String (102)	Offaly
Receiver_gl_number	Receiver's VAT Registration details	String (20)	111111
Invoice_type	1 = regular invoice 2 = Credit note	String(1)	1
Due_date	Due date	YYYY-MM-DD	2006-06-22
Inv_heading	Invoice header (always named "final invoice", even for revised invoice)	String (200)	Final invoice for Week 24 2006
Inv_comment	Invoice comment	String (160)	Energy Invoice for week 24 2006
Signature1	Invoice signature	String (120)	John Doe
Unit	Currency unit	String (18)	EUR
Invoice_date	Invoice date	YYYY-MM-DD	2006-06-19
Invoice_calendar_id	N/A	String (8)	2
Invoice_amount	Invoice amount	Double	37581.12
Market_name	Name of Market for which the invoice is issued (Ref: section 5.2.7)	String (120)	Energy
Bill_period_name	Name of billing period	String (255)	Week 24 2006
Receiver_id	Participant code	String (120)	MKTPAR
First_amount	Invoice amount of initial invoice of billing period	Double	37581.12
Exchange_rate	Exchange rate value to convert from external currency to the participants native currency	Double	0.8042
Vat_jurisdiction	VAT jurisdiction for the participant. Valid values are: <ul style="list-style-type: none">• ROI• UK• EU• NON-EU	String(30)	EU
Version	Invoice Version	string	3.0

5.2.6.4.2 BODY RECORDS (POST -SEM R2.2.0)

Field	Definition	Format	Example
Invoice_number	Invoice number	String (10)	1433
Bill_heading	Billing period header	String (119)	Charges for period Week 24 2006
Charge_description	Invoice line description	String (120)	Energy Market Settlement Amount
Charge_id	Refer to section 5.2.7.2 for listing of possible values.	String (24)	ENCEX
Quantity	Quantity (where applicable)	Double	34.224
Qty_unit	Quantity unit (where applicable)	String (18)	MWh
Amount	Invoice line amount (ex VAT)	Double	33212.23
Amount_unit	Currency unit	String (18)	EUR
Bill_order	N/A	String (32)	
Charge_type	2 - Invoice line amount 3 - VAT amount 4 - Interest amount	Integer (1)	2
Tax_amount	N/A	Double	
Tax_vartype_code	N/A	String (24)	
Tax_vartype_name	Name of the VAT code	String (120)	VAT Rate of ENCEX Product
Tax_pay_or_charge	Tax category <ul style="list-style-type: none">• I – Intra-jurisdiction VAT rate• E – EU VAT rate (0%)• N – Non-EU VAT rate (0%)• Z – Inter-jurisdiction VAT rate	String(1)	E
Prev_amount	Amount on previous invoice (only applicable for revised invoices)	Double	32322.53
Prev_tax_amount	N/A	Double	12345.23
Tax_percent_text	The actual VAT Percentage applied	String	13.5%

5.2.6.4.3 JOB RECORDS (POST -SEM R2.2.0)

Field	Definition	Format	Example
Job_id	N/A	String (8)	
Job_name	Settlement segment name	String (100)	Energy Settlement
Settlement_day	Settlement day	YYYY-MM-DD	2006-06-08
Job_number	Job number	Integer (16)	193
Job_version	Job version	String (8)	1
Job_state	N/A	String (6)	SAD
Job_status	Job completion code	String (6)	F
True_up_based_on	N/A Optional field for the revised invoice	String (8)	100
Statement_id	Settlement statement number	Integer (8)	1494
Global_participant_no	The Account PT Identifier	String (100)	MKTPAR

5.2.6.4.4 TAX_SUM RECORDS (POST -SEM R2.2.0)

Field	Definition	Format	Example
Tax_rate_text	VAT Rate Percentage	String	12.5%
Tax_pay_or_charge	Tax category I – Intra-jurisdiction VAT rate E – EU VAT rate (0%) N – Non-EU VAT rate (0%) Z – Inter-jurisdiction VAT rate	String(1)	E
Net_amount	Net Tax Amount by VAT rate	Double	1234.56
Tax_total_amount	Total VAT amount by VAT rate	Double	123.45
Gross_amount	Gross Amount by VAT rate	Double	123456.78

Note for the Revised Invoice: For each Settlement run and each segment there will be set of Job Records, which uniquely identify that Settlement run.

Where a Settlement Day is included on the Revised Invoice, and that Settlement Day has not been reprocessed, the Job Records will be the same for new job processing and the previous job processing except for the “True_up_based_on” field.

5.2.6.4.5 SAMPLE INVOICE XML (POST -SEM R2.2.0)

```

<?xml version="1.0" encoding="utf-8" ?>
- <InvoiceSet xmlns:xsi="http://www.w3.org/2001/XMLSchema-instance" xmlns:xsd="http://www.w3.org/2001/XMLSchema" xmlns="http://tempuri.org/InvoiceSet.xsd">
- <InvoiceElement>
  <Invoice_number>1000095428</Invoice_number>
  <Sender_addr1>Eirgrid Plc & SONI Ltd t/a SEMO</Sender_addr1>
  <Sender_addr2>Castlereagh House, 12 Manse Road, Belfast, BT69RT</Sender_addr2>
  <Sender_taxid>906423049</Sender_taxid>
  <Receiver_name>PT_60001-NI-ROI</Receiver_name>
  <Receiver_addr1>Badr</Receiver_addr1>
  <Receiver_addr2>Badr2</Receiver_addr2>
  <Receiver_gl_number>.</Receiver_gl_number>
  <Invoice_type>1</Invoice_type>
  <Due_date>2013-01-14</Due_date>
  <Inv_heading>InvoiceFinal invoice for Week 36 2012</Inv_heading>
  <Signature1>pomaxtest</Signature1>
  <Unit>GBP</Unit>
  <Invoice_date>2013-01-09</Invoice_date>
  <Invoice_calendar_id>1241</Invoice_calendar_id>
  <Invoice_amount>-176376.58</Invoice_amount>
  <Market_name>Energy Market</Market_name>
  <Bill_period_name>Week 36 2012</Bill_period_name>
  <Receiver_id>PT_60001</Receiver_id>
  <First_amount>0</First_amount>
  <Exchange_rate>1.2460</Exchange_rate>
  <Vat_jurisdiction>ROI</Vat_jurisdiction>
  <Version>3.0</Version>
- <Body>
  <Invoice_number>1000095428</Invoice_number>
  <Bill_heading>Charges for period Week 36 2012</Bill_heading>
  <Charge_description>CONPIUGEX for Inter-Zonal Trades for Interconnector Unit Gate</Charge_description>
  <Charge_id>CONPIUGEX_Z</Charge_id>
  <Quantity>0</Quantity>
  <Qty_unit>MWh</Qty_unit>
  <Amount>0</Amount>
  <Amount_unit>GBP</Amount_unit>
  <Bill_order>129.12</Bill_order>
  <Charge_type>2</Charge_type>
  <Tax_amount>0</Tax_amount>
  <Tax_vartype_code>CBVAT-CONPIUGEX_Z</Tax_vartype_code>
  <Tax_vartype_name>XBorder VAT Rate for CONPIUGEX_Z</Tax_vartype_name>
  <Tax_pay_or_charge>Z</Tax_pay_or_charge>
  <Tax_percent_text>20.0 %</Tax_percent_text>
</Body>
- <Job>
  <Job_id>137158</Job_id>
  <Job_name>ENGEXG</Job_name>
  <Settlement_day>2012-09-02</Settlement_day>
  <Job_number>137158</Job_number>
  <Job_version>6</Job_version>
  <Job_state>SAD</Job_state>
  <Job_status>F</Job_status>
  <True_up_based_on>23935</True_up_based_on>
  <Statement_id>7360455</Statement_id>
  <Global_participant_no>PT_60001</Global_participant_no>
</Job>
- <Tax_Sum>
  <Tax_rate_text />
  <Tax_pay_or_charge />
  <Net_amount>-835.05</Net_amount>
  <Tax_total_amount>0</Tax_total_amount>
  <Gross_amount>-835.05</Gross_amount>
</Tax_Sum>
</InvoiceElement>
</InvoiceSet>

```

5.2.7 SEGMENT

A Segment is a group of calculations that are able to be run at the same time. The following Segments are configured in the Market Operator Settlements System.

Market	Segment	Segment Description
EN	ENGEXG	Energy payment and charge amount exchanged. All currencies are subject to Market Participant jurisdiction.
EN	ENGIPCC	Currency cost calculations for the Energy Market.
EN	ENG-CBFACTOR1	Cross Border Proportion Calculation Segment for Energy Market
EN	ENG-CBFACTOR2	Cross Border Proportion Calculation Segment for Energy Market
EN	UP-E-EXG	Exchanged Energy Underpayment Allocation
CA	UP-C-EXG	Exchanged Capacity Underpayment Allocation
CA	CAPEXG	Capacity payment and charge amount exchanged. All currencies are subject to Market Participant jurisdiction.
CA	CAPIPC	Currency cost calculations for the Capacity Market.
MO	MOEXG	Market Operator charges amount exchanged.
FMO	FMOEXG	Fixed Market Operator charges amount exchanged.

Note: This field refers to the Segment field in the Header section of the Settlement Statement and the Summary section of the Participant Information Report (PIR).

5.2.8 PRODUCT (CHARGE ID)

A Product is pushed out on statement files and they represent an amount in the Market Participants' native currencies. The following Products are configured in the Market Operator Settlements System.

Market	Product (Charge IDs)	Product Description
CA	CPEX	Capacity Payment for Generator Units (exchanged to Market Participant currency).
CA	CPIUGEX	Capacity Payment for Interconnector Unit Gates (exchanged to Market Participant currency).
CA	CPIEUX	Capacity Payments for Interconnector Error Units (exchanged to Market Participant currency).
CA	CCEX	Capacity Charge for Supplier Units (exchanged to Market Participant currency).
CA	CCJEX	Capacity Charges for Error Supplier Unit (exchanged to Market Participant currency).
CA	REALLOC	Reallocation amount.
CA	CC_PCPEX	Currency Costs for Capacity Market for each Market Participant for the Capacity Period (exchanged to Market Participant currency). This charge only applies before the crossover date of CR150
CA	CC_IUGCPPEX	Currency Costs for Interconnector Unit Gates for the Capacity Market for the Capacity Period (exchanged to Market Participant currency). This charge only applies after the crossover date of CR150
CA	CC_UCPEX	Currency Costs for Supplier Units for the Capacity Market for the Capacity Period (exchanged to Market Participant currency). This charge only applies after the crossover date of CR150

Market	Product (Charge IDs)	Product Description
CA	CC_UCPPEX	Currency Costs for Generator Units for the Capacity Market for the Capacity Period (exchanged to Market Participant currency). This charge only applies after the crossover date of CR150.
CA	CCCAALOC	Currency Costs Reallocation – Capacity.
CA	UIAC-EX	Exchanged Unpaid Capacity Invoice Allocation for Generator Unit
CA	UIAIUC-EX	Exchanged Unpaid Capacity Invoice Allocation for IRCU, IEU
CA	UIAIUGC-EX	Exchanged Unpaid Capacity Invoice Allocation for IUG
CA	CAP_ZERO	Capacity Zero Amount Invoice
EN	ENPEX	Energy Payment for Generator Units (exchanged to Market Participant currency).
EN	ENPIUGEX	Energy Payment to Interconnector Unit Gates (exchanged to Market Participant currency).
EN	CONPEX	Constraint Payment for Generator Units (exchanged to Market Participant currency)
EN	CONPIUGEX	Constraint Payment to Interconnector Unit Gates (exchanged to Market Participant currency).
EN	UNIMPEX	Uninstructed Imbalance Payment for Generator Units (exchanged to Market Participant currency).
EN	MWPEX	Make Whole Payment for Generator Units (exchanged to Market Participant currency).
<u>EN</u>	<u>MWPIUEX</u>	<u>Make Whole Payment in respect of Interconnector Units for a Participant Account (exchanged to Market Participant currency). Effective as of settlement day 04/10/2015.</u>
EN	MWPIUGEX	Make Whole Payment to Interconnector Unit Gates (exchanged to Market Participant currency). <u>-End-dated as of settlement day 03/10/2015.</u>
EN	ENCEX	Energy Charge for Supplier Units (exchanged to Market Participant currency).
EN	ENCJEX	Energy Charge to for Error Supplier Unit (exchanged to Market Participant currency).
EN	IMPCEX	Imperfection Charge for Supplier Units (exchanged to Market Participant currency).
EN	IMPCJEX	Imperfection Charge for Error Supplier Unit (exchanged to Market Participant currency).
EN	TCHAREX	Testing charge (exchanged to Market Participant currency).
EN	TCHARIEUEX	Testing charge for Interconnector (exchanged to Market Participant currency).
EN	REALLOC	Reallocation amount.
EN	UNIMPIEUEX	Uninstructed Imbalance Payment for Interconnector Error Units (exchanged to Market Participant currency).
EN	CC_PENEX	Currency cost for Energy Market for each Market Participant for the Billing Period (exchanged to Market Participant currency). This charge only applies before the crossover date of CR150.
<u>EN</u>	<u>CC_IUENPEX</u>	<u>Currency cost in respect of Interconnector Units for a Participant Account for the Energy Market for the Billing Period (exchanged to Market Participant currency). Effective as of settlement day 04/10/2015.</u>
EN	CC_IUGENPEX	Currency cost for Interconnector Unit Gates for the Energy Market for the Billing Period (exchanged to Market Participant currency). This charge only applies after the crossover date of CR150. <u>End-dated as of settlement day 03/10/2015.</u>

Market	Product (Charge IDs)	Product Description
EN	CC_UENCEX	Currency cost for Supplier Units for the Energy for the Billing Period (exchanged to Market Participant currency). This charge only applies after the crossover date of CR150
EN	CC_UENPEX	Currency cost for Generator Units for the Energy for the Billing Period (exchanged to Market Participant currency). This charge only applies after the crossover date of CR150
EN	CCENALOC	Currency Costs Reallocation – Energy.
EN	UIAE-EX	Exchanged Unpaid Invoice Allocation for Generator Unit
EN	UIAIU-EX	Exchanged Unpaid Invoice Allocation for IRCU, IEU
EN	UIAIUGE-EX	Exchanged Unpaid Energy Invoice Allocation <u>in respect of Interconnector units for Participant Account for IUG</u>
EN	EN_ZERO	Energy Zero Amount Invoice
FMO	FMOC_EX	Fixed Market Operator Charge (exchanged to Market Participant currency)..
FMO	FMOCGEN_EX	Fixed Market Operator Charge for Generator Units (exchanged to Market Participant currency).
FMO	FMOCSUP_EX	Fixed Market Operator Charge for Supplier Units(exchanged to Market Participant currency).
FMO	FMOCIUG_EX	Fixed Market Operator Charge for Interconnector Unit Gates (exchanged to Market Participant currency).
FMO	FMOC_ZERO	Market Operator Fee Zero Amount Invoice
MO	VMOC_EX	Variable Market Operator Charge (exchanged to Market Participant currency).
MO	VMOCJ_EX	Variable Market Operator Charge for Error Supplier Unit (exchanged to Market Participant currency).
MO	MO_ZERO	Variable Market Operator Charge Zero Amount Invoice
EN	INTEREST	Interest
EN	INT_XMPT	Interest Exempt

Note: The Product (Charge ID) refers to the Product field in the Summary and Detail sections of the Settlement Statement.

5.2.9 MEMBER PRIVATE VARIABLE TYPES

Total market values are captured as Variable Types. The following Variable Types are configured in the Market Operator Settlements System for Member Private Settlement Reports

Note Ref R2.2.0: Please note the following table has been reformatted. Those items in **bold** are new items relating to R2.2.0

Report	Market	Variable Type	Description	Unit	Applies to	Valid From	Valid To
PIR	CA	AIND	Aggregated Interval Net Demand	MWh	Jurisdiction	08/05/2011	
PIR	CA	ALLP	Ex-Ante Loss of Load Probability Value	MW	Participant	01/11/2007	
PIR	CA	ANIND	Aggregated Non-Interval Net Demand	MWh	Jurisdiction	08/05/2011	
PIR	CA	CPDP	Capacity Payment Demand Price	EUR/MWh	Participant	01/11/2007	
PIR	CA	CPGP	Capacity Payment Generation Price	EUR/MWh	Participant	01/11/2007	
PIR	CA	EA	Eligible Availability for Generator Unit	MW	Resource	01/11/2007	
PIR	CA	EAIU	EA in MW of Average Power for Interconnector and Residual Unit	MW	Interconnector Unit	01/11/2007	22/07/2012
PIR	CA	EAIUG	Eligible Availability in MWh	MWh	Interconnector Unit Gate	22/07/2012	
PIR	CA	EAVWF	Ex Ante Variable Capacity Payment Weighting Factor	/	Participant	01/11/2007	
PIR	CA	ECGP	Ex Ante Capacity Generation Price	EUR/MW	Participant	01/11/2007	
PIR	CA	FCGP	Fixed Capacity Generation Price	EUR/MW	Participant	01/11/2007	
PIR	CA	FCPWF	Ex Ante Variable Capacity Payment Weighting Factor	/	Participant	01/11/2007	
PIR	CA	LLP	Ex-Post Loss of Load Probability Value	/	Participant	01/11/2007	
PIR	CA	MSQ	Market Schedule Quantity for Generator Unit	MW	Resource	01/11/2007	
PIR	CA	MSQIU	Market Schedule Quantity for Interconnector Unit	MW	Interconnector Unit	01/11/2007	22/07/2012
PIR	CA	MSQIUG	Market Schedule Quantity for IUG	MW	Interconnector Unit Gate	22/07/2012	
PIR	CA	ND	Net Demand	MWh	Resource	01/11/2007	16/01/2009
PIR	CA	NDA	Net Demand Adjustment	MWh	Resource	08/05/2011	
PIR	CA	NDAF	Net Demand Adjustment Factor	/	Resource	08/05/2011	
PIR	CA	NDLF	Loss Adjusted Net Demand	MWh	Resource	17/01/2009	
PIR	CA	NDLFESU	Loss Adjusted Net Demand for ESU	MWh	Resource	01/11/2007	
PIR	CA	NIEP	Non-Interval Energy Proportion	/	Resource	05/06/2011	

PIR	CA	PCBTCSEUQ	Participant XBorder EU Trade Capacity Supply Quantity	MWh	Participant	SEM R2.2.0	
PIR	CA	PCBTCSNEUQ	Participant XBorder Non-EU Trade Capacity Supply Quantity	MWh	Participant	SEM R2.2.0	
PIR	CA	PCBTCSQ	Participant XBorder Trade Capacity Supply Quantity Within Jurisdiction	MWh	Participant	SEM R2.2.0	
PIR	CA	PEXPCGQ	Participant Export Capacity Generation Quantity	MWh	Participant	01/12/2010	
PIR	CA	PIMPCSQ	Participant Import Capacity Supply Quantity	MWh	Participant	01/12/2010	SEM R2.2.0
PIR	CA	REVLf	Loss Adjusted Residual Error Volume	MWh	Jurisdiction	08/05/2011	
PIR	CA	SMPCEALF	Participant Capacity Payments Eligible Availability for Capacity Period	MWh	Participant	01/12/2010	
PIR	CA	SMPNDLF	Loss Adjusted Monthly Total Participant Net Demand	MWh	Participant	01/12/2010	
PIR	CA	SNDLF	Loss Adjusted Settlement Net Demand	MWh	Resource	08/05/2011	
PIR	CA	VCPGP	Variable Capacity Payment Generation Price	EUR/MW	Participant	01/11/2007	
PIR	CA	VCPWF	Variable Capacity Payments Weighting Factor	/	Participant	01/11/2007	
PIR	EN	AIND	Aggregated Interval Net Demand	MWh	Jurisdiction	08/05/2011	
PIR	EN	ANIND	Aggregated Non-Interval Net Demand	MWh	Jurisdiction	08/05/2011	
PIR	EN	DQ	Dispatch Quantity	MW	Resource	01/11/2007	
PIR	EN	DQIU	Dispatch Quantity for Interconnector & Residual Unit	MW	Interconnector Unit	01/11/2007	22/07/2012
PIR	EN	DQIUG	Dispatch Quantity for Interconnector Unit Gate	MW	Interconnector Unit Gate	22/07/2012	
PIR	EN	MD	Metered Demand	MWh	Resource	01/11/2007	
PIR	EN	MG	Metered Generation	MWh	Resource	01/11/2007	
PIR	EN	MGEU	Metered Generation for Interconnector Error Unit	MWh	Interconnector Error Unit	01/11/2007	
PIR	EN	MGIU	Metered Generation of Interconnector and Residual Unit	MWh	Interconnector Unit	01/11/2007	22/07/2012
PIR	EN	MGIUG	Metered Generation for Interconnector Unit Gate	MWh	Interconnector Unit Gate	22/07/2012	
PIR	EN	MSQ	Market Schedule Quantity for Generator Unit	MW	Resource	01/11/2007	
PIR	EN	MSQIU	Market Schedule Quantity for Interconnector Unit	MW	Interconnector Unit	01/11/2007	22/07/2012
PIR	EN	MSQIUG	Market Schedule Quantity for IUG	MW	Interconnector Unit Gate	22/07/2012	
PIR	EN	ND	Net Demand	MWh	Resource	01/11/2007	16/01/2009
PIR	EN	NDA	Net Demand Adjustment	MWh	Resource	08/05/2011	
PIR	EN	NDAF	Net Demand Adjustment Factor	/	Resource	08/05/2011	
PIR	EN	NDLF	Loss Adjusted Net Demand	MWh	Resource	17/01/2009	
PIR	EN	NDLFESU	Loss Adjusted Net Demand for ESU	MWh	Resource	01/11/2007	
PIR	EN	NIEP	Non-Interval Energy Proportion	/	Resource	05/06/2011	

PIR	EN	NUJ	Inter Jurisdiction Meter Value	MWh	Jurisdiction	01/11/2007	
PIR	EN	PCBTESUQ	Participant XBorder EU Trade Energy Supply Quantity	MWh	Participant	SEM R2.2.0	
PIR	EN	PCBTESNEUQ	Participant XBorder Non-EU Energy Trade Supply Quantity	MWh	Participant	SEM R2.2.0	
PIR	EN	PCBTESQ	Participant XBorder Trade Energy Supply Quantity Within Jurisdiction	MWh	Participant	SEM R2.2.0	
PIR	EN	PEXPEGQ	Participant Export Energy Generation Quantity	MWh	Participant	21/11/2010	
PIR	EN	PIMPESQ	Participant Import Energy Supply Quantity	MWh	Participant	21/11/2010	SEM R2.2.0
PIR	EN	REVLf	Loss Adjusted Residual Error Volume	MWh	Jurisdiction	08/05/2011	
PIR	EN	SMP	System Marginal Price	EUR/MWh	Participant	01/11/2007	
PIR	EN	SNDLF	Loss Adjusted Settlement Net Demand	MWh	Resource	08/05/2011	
<u>PIR</u>	<u>EN</u>	<u>SP</u>	<u>Shadow Price</u>	<u>EUR/MWh</u>	<u>Participant</u>	<u>04/10/2015</u>	
PIR	EN	SWPMGLF	Loss Adjusted Weekly Total Participant Generation	MWh	Participant	21/11/2010	
PIR	EN	SWPNDLF	Loss Adjusted Weekly Total Participant Net Demand	MWh	Participant	21/11/2010	
PIR	FMO	FMOP	Fixed Market Operator Charge	EUR/MW	Resource	01/11/2007	
PIR	MO	AIND	Aggregated Interval Net Demand	MWh	Jurisdiction	08/05/2011	
PIR	MO	ANIND	Aggregated Non-Interval Net Demand	MWh	Jurisdiction	08/05/2011	
PIR	MO	ND	Net Demand	MWh	Resource	01/11/2007	16/01/2009
PIR	MO	NDA	Net Demand Adjustment	MWh	Resource	08/05/2011	
PIR	MO	NDAF	Net Demand Adjustment Factor	/	Resource	08/05/2011	
PIR	MO	NDLF	Loss Adjusted Net Demand	MWh	Resource	17/01/2009	
PIR	MO	NDLFESU	Loss Adjusted Net Demand for ESU	MWh	Resource	01/11/2007	
PIR	MO	NIEP	Non-Interval Energy Proportion	/	Resource	05/06/2011	
PIR	MO	REVLf	Loss Adjusted Residual Error Volume	MWh	Jurisdiction	08/05/2011	
PIR	MO	SNDLF	Loss Adjusted Settlement Net Demand	MWh	Resource	08/05/2011	
PIR	MO	VMOP	Variable Market Operator Charge for the Year	EUR/MWh	Participant	01/11/2007	

Note: The Variable Types defined above refer to the Variable Type field in the Detail section of the Participant Information Report (PIR). The “Valid From” and “Valid To” fields refer to the range of settlement days for which the Variable Type is effective.

5.2.10 MARKET NAME FOR INVOICE

This table provides a list of the different values that could be recorded in the “Market_name” field in the invoice.

Market name	Description
Energy Market	Energy settlement
Capacity Market	Capacity settlement
Variable Market Operator Charge	Variable Market Operator charge settlement
Fixed Market Operator Charge	Fixed Market Operator charge settlement

5.2.11 SETTLEMENT REPORT REQUEST SAMPLES

When a Market Participant requests a settlements file (Statement, Report, or Invoice), they will receive back a single response from the CMS. This response can be either:

- The file itself, returned in the specified response file; or
- An “error” message (when the request is invalid) returned in the specified response file.

The error message will be one of:

- Requested file not found - {0}.
- Invalid filename - {0}.
- XML request is not well-formed.
- There was an error processing the request.
- Invalid request type, must be one of STMT, INVC, RPT, DURL or FILE where {0} indicates the appropriate file name, typically ending in csv or xml.

By default the Market Participant Client Toolkit will also return a Digital Signature xml file generated locally.

In the following sections, sample responses are provided based on different cases covering both successful and unsuccessful cases.

5.2.11.1 CASE 1: DIRECTORY LISTING

A Market Participant requests a Directory Listing (DURL) (which provides a listing of the files available for a given date) and receives the Directory Listing as the response.

Request:

```
<?xml version="1.0" encoding="UTF-8"?>
<directory date="2007-11-01"> </directory>
```

Response:

```
<?xml version="1.0" encoding="UTF-8"?>
<directory_file_list>
  <file name="CAPEXG_F_MKTPAR_2007-11-01.csv"/>
  <file name="CAPEXG_F_MKTPAR_2007-11-01(1).csv"/>
  <file name="ENGEXG_P_MKTPAR_2007-11-01.csv"/>
  <file name="ENGEXG_P_MKTPAR_2007-11-01(1).csv"/>
  <file name="ENGEXG_P_MKTPAR_2007-11-01(2).csv"/>
  <file name="ENGEXG_P_MKTPAR_2007-11-01(3).csv"/>
  <file name="ENGEXG_P_MKTPAR_2007-11-01(4).csv"/>
  <file name="MOEXG_P_MKTPAR_2007-11-01(1).csv"/>
  <file name="MOEXG_P_MKTPAR_2007-11-01(2).csv"/>
  <file name="FMOEXG_P_MKTPAR_2007-11-01.csv"/>
  <file name="CA_PIR_MKTPAR_P_2007-11-01.csv"/>
  <file name="EN_PIR_MKTPAR_P_2007-11-01.csv"/>
  <file name="INV_1079_MKTPAR_P_2007-11-01.csv"/>
  <file name="INV_1080_MKTPAR_P_2007-11-01.csv"/>
  <file name="EN_MFR_P_2007-11-01.csv"/>
  <file name="EN_MIR_P_2007-11-01.csv"/>
  <file name="EN_MGR_P_2007-11-01.csv"/>
  <file name="CA_MFR_P_2007-11-01.csv"/>
  <file name="CA_MIR_P_2007-11-01.csv"/>
</directory_file_list>
```

Note 1: The three settlement file types are included above:

- Invoices – prefixed by INV_
- Statements – prefixed by Market Segment abbreviation (ENGEXG_ for Energy, CAPEXG_ for Capacity, MOEXG_ for Market Operator Charges, or FMOEXG_ for Fixed Market Operator Charges)
- Reports – prefixed by Market abbreviation (EN_ for Energy or CA_ for Capacity)

Note 2: Invoices are available by Invoice Date, Statements and Reports by Settlement Day.

Note 3: For an empty directory, the response would be:

```
<?xml version="1.0" encoding="UTF-8"?>
<directory_file_list> <directory_file_list>
```

5.2.11.2 CASE 2A: SPECIFIC FILE

A Market Participant requests a specific Settlements File (FILE) by filename and receives the specified file as the response. (The Market Participant would obtain the exact filename using the DURL request as above in Case 1.)

Request:

```
<?xml version="1.0" encoding="UTF-8"?>
<file name="EN_PIR_MKTPAR_P_2006-10-31.csv" date="2006-10-31">
</file>
```

Response:

```
H,001,AIP,2007-03-16 08:44:53,287,MKTPAR,P,2006-10-31
S,EN,INTP1,100,1,P,2007-03-02 16:08:42
S,EN,INTP2,101,1,P,2007-03-05 10:18:29
S,EN,INTP3,104,3,P,2007-03-05 11:57:45
S,EN,FMOC,119,2,P,2007-03-09 13:57:12
D,2006-10-
31,10,30,,MG,MG_SampleGen1,SampleGen1,Location1,,MW,9.6,9.6
D,2006-10-
31,11,30,,MG,MG_SampleGen1,SampleGen1,Location1,,MW,9.6,9.6
D,2006-10-31,10,30,,MG,MG_SampleGen2,SampleGen2,,MW,33.25,33.25
D,2006-10-31,11,30,,MG,MG_SampleGen2,SampleGen2,,MW,33.25,33.25
D,2006-10-
31,10,30,,MSQ,MSQ_SampleGen1,SampleGen1,Location1,,MW,18,18
D,2006-10-
31,11,30,,MSQ,MSQ_SampleGen1,SampleGen1,Location1,,MW,18,18
D,2006-10-31,10,30,,MSQ,MSQ_SampleGen2,SampleGen2,,MW,70,70
D,2006-10-31,11,30,,MSQ,MSQ_SampleGen2,SampleGen2,,MW,70,70
D,2006-10-31,10,30,,DQ,DQ_SampleGen1,SampleGen1,Location1,,MW,20,20
D,2006-10-31,11,30,,DQ,DQ_SampleGen1,SampleGen1,Location1,,MW,20,20
D,2006-10-31,10,30,,DQ,DQ_SampleGen2,SampleGen2,,MW,70,70
D,2006-10-31,11,30,,DQ,DQ_SampleGen2,SampleGen2,,MW,70,70
...
```

The actual file is returned as the response, but only the start of the file is included in the above illustration.

Note: When requesting a Report file, the *response file* specified in *build.xml* should specify .csv in the filename. The same file extension should be used when requesting a Statement, whereas .xml should be used when requesting an Invoice.

5.2.11.3 CASE 2B: SPECIFIC FILE – FILE NOT FOUND

A Market Participant requests a specific Settlements File (FILE) by filename and receives a response indicating that no settlements files match the filename specified.

Request:

```
<?xml version="1.0" encoding="UTF-8"?>
<file name="EN_PIR_MKTPAR_P_2006-12-31.csv" date="2006-10-31">
</file>
```

Response:

Requested file not found - EN_PIR_MKTPAR_P_2006-12-31.csv

5.2.11.4 CASE 3A: INVOICE REQUEST

A Market Participant requests an Invoice (INVC) and receives the Invoice file as the response.

Request:

```
<?xml version="1.0" encoding="UTF-8"?>
<invoice number="1079" date="2007-03-13">
</invoice>
```

Response:

```
<?xml version="1.0" encoding="utf-8"?>
<InvoiceSet xmlns:xsd="http://www.w3.org/2001/XMLSchema"
xmlns:xsi="http://www.w3.org/2001/XMLSchema-instance"
xmlns="http://tempuri.org/InvoiceSet.xsd">
  <InvoiceElement>
    <Invoice_number>1079</Invoice_number>
    <Sender_addr1>DUBLIN</Sender_addr1>
    <Sender_addr2>DUBLIN, DUBLIN</Sender_addr2>
    <Sender_tel>+35 111 1111</Sender_tel>
    <Sender_taxid>AIPSEM</Sender_taxid>
    <Receiver_name>MKTPAR</Receiver_name>
    <Receiver_addr1>DUBLIN</Receiver_addr1>
    <Receiver_addr2>DUBLIN, DUBLIN</Receiver_addr2>
    <Receiver_gl_number>MKTPAR</Receiver_gl_number>
    <Invoice_type>2</Invoice_type>
    <Due_date>2007-03-16</Due_date>
    <Inv_heading>Final invoice for Oct 2006</Inv_heading>
    <Signature1>appst1</Signature1>
    <Unit>EUR</Unit>
    <Invoice_date>2007-03-13</Invoice_date>
    <Invoice_calendar_id>233</Invoice_calendar_id>
    <Invoice_amount>5025994.46</Invoice_amount>
    <Market_name>Capacity Market</Market_name>
    <Bill_period_name>Oct 2006</Bill_period_name>
    <Receiver_id>MKTPAR</Receiver_id>
    <First_amount>-5025994.46</First_amount>
    <Body>
      <Invoice_number>1079</Invoice_number>
      <Bill_heading>Charges for period Oct 2006</Bill_heading>
```

The actual file is returned as the response, but only the start of the file is included in the above illustration.

Note: The invoice number will need to be determined by doing a DURL request.

5.2.11.5 CASE 3B: INVOICE REQUEST – FILE NOT FOUND

A Market Participant requests an Invoice (INVC) and receives a response indicating that no Invoices match the request.

Request:

```
<?xml version="1.0" encoding="UTF-8"?>
<invoice number="1079" date="2007-03-14">
</invoice>
```

Response:

```
Requested file not found - INV 1079 MKTPAR 2007-03-14.xml
```

5.2.11.6 CASE 4A: REPORT REQUEST

A Market Participant requests a Report (RPT) and receives the Report file as the response.

Request:

```
<?xml version="1.0" encoding="UTF-8"?>
<report market="EN" report="PIR" type="INDICATIVE" date="2006-10-31">
</report>
```

Response:

```
H, 001, AIP, 2007-03-16 08:44:53, 287, MKTPAR, P, 2006-10-31
S, EN, INTP1, 100, 1, P, 2007-03-02 16:08:42
S, EN, INTP2, 101, 1, P, 2007-03-05 10:18:29
S, EN, INTP3, 104, 3, P, 2007-03-05 11:57:45
S, EN, FMOC, 119, 2, P, 2007-03-09 13:57:12
D, 2006-10-31, 10, 30, , MG, MG_SampleGen1, SampleGen1, Location1, , MWh, 9.6, 9.6
D, 2006-10-31, 11, 30, , MG, MG_SampleGen1, SampleGen1, Location1, , MWh, 9.6, 9.6
D, 2006-10-31, 10, 30, , MG, MG_SampleGen2, SampleGen2, , MWh, 33.25, 33.25
D, 2006-10-31, 11, 30, , MG, MG_SampleGen2, SampleGen2, , MWh, 33.25, 33.25
D, 2006-10-31, 10, 30, , MSQ, MSQ_SampleGen1, SampleGen1, Location1, , MW, 18, 18
D, 2006-10-31, 11, 30, , MSQ, MSQ_SampleGen1, SampleGen1, Location1, , MW, 18, 18
D, 2006-10-31, 10, 30, , MSQ, MSQ_SampleGen2, SampleGen2, , MW, 70, 70
D, 2006-10-31, 11, 30, , MSQ, MSQ_SampleGen2, SampleGen2, , MW, 70, 70
D, 2006-10-31, 10, 30, , DQ, DQ_SampleGen1, SampleGen1, Location1, , MW, 20, 20
D, 2006-10-31, 11, 30, , DQ, DQ_SampleGen1, SampleGen1, Location1, , MW, 20, 20
D, 2006-10-31, 10, 30, , DQ, DQ_SampleGen2, SampleGen2, , MW, 70, 70
D, 2006-10-31, 11, 30, , DQ, DQ_SampleGen2, SampleGen2, , MW, 70, 70
D, 2006-10-31, 0, 30, , DQ, DQ_SampleGen3, SampleGen3, Location1, , MW, 0, 0
D, 2006-10-31, 1, 30, , DQ, DQ_SampleGen3, SampleGen3, Location1, , MW, 0, 0
...
```

The actual file is returned as the response, but only the start of the file is included in the above illustration.

5.2.11.7 CASE 4B: REPORT REQUEST – FILE NOT FOUND

A Market Participant requests a Report (RPT) and receives a response indicating that no Reports match the request.

Request:

```
<?xml version="1.0" encoding="UTF-8"?>
<report market="EN" report="PIR" type="INITIAL" date="2006-10-31">
</report>
```

Response:

```
Requested file not found - EN PIR MKTPAR F 2006-10-31.csv
```

5.2.11.8 CASE 5A: STATEMENT REQUEST

A Market Participant requests a Statement (STMT) and receives the Statement file as the response.

Request:

```
<?xml version="1.0" encoding="UTF-8"?>
<statement segment="ENGEXG" type="INDICATIVE" date="2006-10-31"/>
```

Response:

```
H, 007, AIP, 2007-03-09 15:58:57, 112, MKTPAR, 178, P, EN, ENGEXG108, 2, 2007-03-06
11:12:14, 2006-10-31
S, ENPEX, Energy Payment , 2006-10-31, P, 0.0000, MWh, 12191.2000, /
S, TCHAREX, Testing Charge for Generator Unit Exchanged , 2006-10-
31, P, 0.0000, MWh, 0.0000, /
S, UNIMarket ParticipantEX, Uninstructed Imbalance Payment Exchanged, 2006-10-
31, C, 0.0000, MWh, -1577.7600, /
S, CONPEX, Constraint Payments Exchanged, 2006-10-31, P, 0.0000, MWh, 365.4000, /
D, ENPEX, 176, P, 2006-10-31, 10, 00, 30, , , SampleGen1, Location1, , , 00000, MWh, 639.4500, /
D, ENPEX, 176, P, 2006-10-31, 10, 30, 30, , , SampleGen1, Location1, , , 00000, MWh, 639.4500, /
D, ENPEX, 176, P, 2006-10-31, 11, 00, 30, , , SampleGen1, Location1, , , 00000, MWh, 639.4500, /
D, ENPEX, 176, P, 2006-10-31, 11, 30, 30, , , SampleGen1, Location1, , , 00000, MWh, 639.4500, /
D, TCHAREX, 177, P, 2006-10-31, 10, 00, 30, , , SampleGen1, Location1, , , 00000, MWh, 0.0000, /
D, TCHAREX, 177, P, 2006-10-31, 10, 30, 30, , , SampleGen1, Location1, , , 00000, MWh, 0.0000, /
D, TCHAREX, 177, P, 2006-10-31, 11, 00, 30, , , SampleGen1, Location1, , , 00000, MWh, 0.0000, /
D, TCHAREX, 177, P, 2006-10-31, 11, 30, 30, , , SampleGen1, Location1, , , 00000, MWh, 0.0000, /
D, UNIMarket ParticipantEX, 207, C, 2006-10-
31, 10, 00, 30, , , SampleGen1, Location1, , , 00000, MWh, -179.4321, /
D, UNIMarket ParticipantEX, 207, C, 2006-10-
31, 10, 30, 30, , , SampleGen1, Location1, , , 00000, MWh, -138.3651, /
D, UNIMarket ParticipantEX, 207, C, 2006-10-
31, 11, 00, 30, , , SampleGen1, Location1, , , 00000, MWh, -45.6750, /
D, UNIMarket ParticipantEX, 207, C, 2006-10-
31, 11, 30, 30, , , SampleGen1, Location1, , , 00000, MWh, -45.6750, /
D, CONPEX, 216, P, 2006-10-31, 0, 00, 30, , , SampleGen1, Location1, , , 00000, MWh, 0.0000, /
D, CONPEX, 216, P, 2006-10-31, 0, 30, 30, , , SampleGen1, Location1, , , 00000, MWh, 0.0000, /
D, CONPEX, 216, P, 2006-10-31, 1, 00, 30, , , SampleGen1, Location1, , , 00000, MWh, 0.0000, /
D, CONPEX, 216, P, 2006-10-31, 1, 30, 30, , , SampleGen1, Location1, , , 00000, MWh, 0.0000, /
D, CONPEX, 216, P, 2006-10-31, 2, 00, 30, , , SampleGen1, Location1, , , 00000, MWh, 0.0000, /
D, CONPEX, 216, P, 2006-10-31, 2, 30, 30, , , SampleGen1, Location1, , , 00000, MWh, 0.0000, /
...
```

The actual file is returned as the response, but only the start of the file is included in the above illustration.

5.2.11.9 CASE 5B: STATEMENT REQUEST – FILE NOT FOUND

A Market Participant requests a Statement (STMT) and receives a response indicating that no Statements match the request.

Request:

```
<?xml version="1.0" encoding="UTF-8"?>
<statement segment="ENGEXG" type="INITIAL" date="2006-10-31"/>
```

Response:

```
Requested file not found - ENGEXG_F_MKTPAR_2006-10-31.csv
```

5.3 GENERAL PUBLIC SETTLEMENT REPORTS

5.3.1 DESCRIPTION

There are five General Public Settlement Publication file types available:

- Energy Market Financial Publication (MFR);
- Energy Market Information Publication (MIR);
- Capacity Market Financial Publication (MFR);
- Capacity Market Information Publication (MIR); and
- Metered Generation Information Publication (MGR).

Each of these publications is available for both Indicative and Initial settlement runs (i.e. 10 separate files are available).

5.3.2 PUBLICATION TIMING

The following table details the publication time, file type and frequency for each of the publications.

Publication Name	Publication Time	File Type	Frequency
Energy Market Financial Publication – Indicative	Settlement Day + Two working day by 17:00	.csv	Daily
Energy Market Financial Publication – Initial	Settlement Day + Five Working days, as updated, at 17:00 the day of recalculation	.csv	Daily
Energy Market Information Publication - Indicative	Settlement Day + Two Working Day by 17:00	.csv	Daily
Energy Market Information Publication - Initial	Settlement Day + Five Working Days by 17:00	.csv	Daily
Meter Generation Information Publication - Indicative	Settlement Day + Two Working Day by 17:00	.csv	Daily
Meter Generation Information Publication - Initial	Settlement Day + Five Working Days by 17:00	.csv	Daily
Capacity Market Financial Publication - Indicative	Capacity Period + Three Working days at 17:00	Collection of daily .csv	Monthly
Capacity Market Financial Publication - Initial	Capacity Period + Seven Working days at 12:00	Collection of daily .csv	Monthly
Capacity Market Information Publication - Indicative	Capacity Period + Three Working days at 17:00	Collection of daily .csv	Monthly
Capacity Market Information Publication - Initial	Capacity Period + Seven Working days at 12:00	Collection of daily .csv	Monthly

5.3.3 GENERAL PUBLIC VARIABLE TYPES

Total market values are captured as Variable Types. The following Variable Types are configured in the Market Operator Settlements System for General Public Settlement Reports:

Note Ref R2.2.0: Please note the following table has been reformatted. Those items in **bold** are new items relating to R2.2.0

Report	Market	Variable Type	Description	Unit	Applies to	Valid From	Valid To
MFR	CA	CPEX	Capacity Period Payment for Generator Unit Exchanged	/	Resource	01/11/2007	
MFR	CA	CPIEUEX	Capacity Period Payment for Interconnector Error Unit Exchanged	/	Interconnector Error Unit	01/11/2007	
MFR	CA	CPIUEX	Capacity Payment for Interconnector & Residual Units Exchanged	/	Interconnector Unit	01/11/2007	22/07/2012
MFR	CA	CPIUGEX	Capacity Period Payment for Interconnector Unit Gate Exchanged	/	Interconnector Unit Gate	22/07/2012	
MFR	EN	CONPEX	Constraint Payments Exchanged	/	Resource	01/11/2007	
MFR	EN	CONPIUEX	Constraint Payments for Interconnector Unit Exchanged	/	Interconnector Unit	01/11/2007	22/07/2012
MFR	EN	CONPIUGEX	Constraint Payments for Interconnector Unit Gate Exchanged	/	Interconnector Unit Gate	22/07/2012	
MFR	EN	ENPEX	Energy Payment	/	Resource	01/11/2007	
MFR	EN	ENPIUEX	Energy Payment for Interconnector Unit	/	Interconnector Unit	01/11/2007	22/07/2012
MFR	EN	ENPIUGEX	Energy Payment for Interconnector Unit Gate	/	Interconnector Unit Gate	22/07/2012	
MGR	EN	JMDLF	Total MDLF for Jurisdiction	MWh	Jurisdiction	17/01/2009	
MGR	EN	JMGLF	Total MGLF for Jurisdiction	MWh	Jurisdiction	17/01/2009	
MGR	EN	MG	Metered Generation	MWh	Resource	01/11/2007	
MGR	EN	MGEU	Metered Generation for Interconnector Error Unit	MWh	Interconnector Error Unit	01/11/2007	
MGR	EN	MGIU	Metered Generation of Interconnector and Residual Unit	MWh	Interconnector Unit	01/11/2007	
MGR	EN	MGIUG	Metered Generation for Interconnector Unit Gate	MWh	Interconnector Unit Gate	22/07/2012	
MGR	EN	MSQ	Market Schedule Quantity for Generator Unit	MW	Resource	01/11/2007	
MGR	EN	MSQIU	Market Schedule Quantity for Interconnector Unit	MW	Interconnector Unit	01/11/2007	22/07/2012
MGR	EN	MSQIUG	Market Schedule Quantity for IUG	MW	Interconnector Unit Gate	22/07/2012	
MGR	EN	NIJ	Inter Jurisdiction Meter Value	MWh	Jurisdiction	01/11/2007	
MGR	EN	REVLf	Loss Adjusted Residual Error Volume	MWh	Jurisdiction	08/05/2011	
MIR	CA	CBCP	Cross Border Capacity Export Proportion	/	Jurisdiction	01/12/2010	
MIR	CA	CBCIP	Cross Border Capacity Import Proportion	/	Jurisdiction	01/12/2010	SEM R2.2.0

MIR	CA	CBCSP	Within Jurisdiction Capacity Supplied Proportion	/	Jurisdiction	SEM R2.2.0	
MIR	CA	CBCSPEU	XBorder Capacity Supplied by EU Participants	/	Jurisdiction	SEM R2.2.0	
MIR	CA	CBCSPNEU	XBorder Capacity Supplied Proportion by Non-EU Participants	/	Jurisdiction	SEM R2.2.0	
MIR	CA	CPCJ	Total Capacity Period Charge for Jurisdiction	[-]	Jurisdiction	01/12/2010	
MIR	CA	CPPJ	Total Capacity Period Payment for Jurisdiction	[-]	Jurisdiction	01/12/2010	
MIR	CA	EA	Eligible Availability for Generator Unit	MW	Resource	01/11/2007	
MIR	CA	EAEU	Eligible Availability in MW of Average Power for Interconnector Error Unit	MW	Interconnector Error Unit	01/11/2007	
MIR	CA	EAIU	EA in MW of Average Power for Interconnector and Residual Unit	MW	Interconnector Unit	01/11/2007	22/07/2012
MIR	CA	EAIUG	Eligible Availability in MWh	MWh	Interconnector Unit Gate	22/07/2012	
MIR	CA	EAVWF	Ex Ante Variable Capacity Payment Weighting Factor	/	Participant	01/11/2007	
MIR	CA	LLP	Ex-Post Loss of Load Probability Value	/	Participant	01/11/2007	
MIR	CA	MARGIN	MARGIN	MW	Participant	01/11/2007	
MIR	CA	SMJCP_EU	Total Capacity Payment in Jurisdiction Where Generator Owned by EU Participant	EUR	Jurisdiction	SEM R2.2.0	
MIR	CA	SMJCP_NEU	Total Capacity Payment in Jurisdiction Where Generator Owned by Non-EU Participant	EUR	Jurisdiction	SEM R2.2.0	
MIR	CA	SMJCP_OJ	Total Capacity Payment in Jurisdiction Where Generator and Participant in Different Jurisdictions	EUR	Jurisdiction	SEM R2.2.0	
MIR	CA	SMJCP_SJ	Total Capacity Payment in Jurisdiction Where Generator and Participant in Same Jurisdiction	EUR	Jurisdiction	SEM R2.2.0	
MIR	CA	TNDLF	Total MDLF for Market	MWh	Participant	17/01/2009	
MIR	CA	TSJCP	Total Capacity Payment for Jurisdiction	EUR	Jurisdiction	SEM R2.2.0	
MIR	CA	VCPUF	Variable Capacity Payments Weighting Factor	/	Participant	01/11/2007	
MIR	EN	CBEF	Cross Border Energy Export Proportion	/	Jurisdiction	21/11/2010	
MIR	EN	CBEIP	Cross Border Energy Import Proportion	/	Jurisdiction	21/11/2010	SEM R2.2.0
MIR	EN	CBESP	Within Jurisdiction Energy Supplied Proportion	/	Jurisdiction	SEM R2.2.0	
MIR	EN	CBESPEU	XBorder Energy Supplied by EU Participants	/	Jurisdiction	SEM R2.2.0	
MIR	EN	CBESPNEU	XBorder Energy Supplied Proportion by Non-EU Participants	/	Jurisdiction	SEM R2.2.0	
MIR	EN	DOPEX	Exchanged DOP	[-]/MW	Resource	01/11/2007	
MIR	EN	DOPIUEX	Exchanged DOPIU	[-]/MW	Interconnector Unit	01/11/2007	22/07/2012

MIR	EN	DOPIUGEX	Exchanged DOP for Interconnector Unit Gate	EUR/MW	Interconnector Unit Gate	22/07/2012	
MIR	EN	DOP_EL UEX	Exchanged DOP_EL U	[-]/MW	Resource	18/11/2012	
MIR	EN	DOP_U EX	Exchanged DOP_U	[-]/MW	Resource	01/11/2007	
MIR	EN	SWJMGLF	Loss Adjusted Weekly Total Jurisdiction Generation	MWh	Jurisdiction	21/11/2010	
MIR	EN	SWJMGLF_EU	Total Generation in Jurisdiction Where Gen Ow ned by EU Participant	MWh	Jurisdiction	SEM R2.2.0	
MIR	EN	SWJMGLF_NEU	Total Generation in Jurisdiction Where Gen Ow ned by Non-EU Participant	MWh	Jurisdiction	SEM R2.2.0	
MIR	EN	SWJMGLF_OJ	Total Generation in Jurisdiction Where Gen and Part in Different Jurisdictions	MWh	Jurisdiction	SEM R2.2.0	
MIR	EN	SWJMGLF_SJ	Total Generation in Jurisdiction w here Gen and Part in Same Jurisdiction	MWh	Jurisdiction	SEM R2.2.0	
MIR	EN	SWJNDLF	Weekly Total Jurisdiction Net Demand	MWh	Jurisdiction	21/11/2010	
MIR	EN	TOLOGLF	Tolerance for Over-Generation (Loss Adjusted) for Generator Unit	MW	Resource	01/11/2007	
MIR	EN	TOLUGLF	Tolerance for Under-Generation (Loss Adjusted) for Generator Unit	MW	Resource	01/11/2007	
MIR	EN	TSJG	Total Energy Supplied for Jurisdiction	MWh	Jurisdiction	SEM R2.2.0	

5.3.4 FILE LAYOUT

The file layout is generic across the five Settlement Publication file types and is as follows:

- Header Record;
- Detail Records; and
- Trailer Record.

5.3.4.1 HEADER RECORD

#	Field	Definition	Domain	Format	Null?	Example
1	Record Type	Indicates the type of record.	{'H'}	Char(1)		H
2	Version	The version number that defines the file layout This version is 001.		Char(3)		001
3	Timestamp	Date and time the file was created. Military time.	YYYY-MM-DD HH:MM:SS	Date time		2007-10-18 21:05:14
4	Type	Status Type for the data. It indicates whether the Publication is based on Indicative (P) or Initial (F).	'P', 'F'	Char(1)		P
5	Settlement Day	The Settlement Day for the Publication That is the main date the energy was delivered and consumed.	YYYY-MM-DD	Date		2007-10-18

5.3.4.2 DETAIL RECORDS

#	Field	Definition	Domain	Format	Null?	Example
1	Record Type	Indicates the type of record.	'D'	Char(1)		D
2	Delivery Day	Date the energy was delivered and consumed.	YYY-MM-DD	Date		2007-10-18
3	Delivery Hour	Hour the energy was delivered and consumed If an hour does not have any values there will be no record for this hour.	HH24	Number(2)		13
4	Resolution	Time resolution gives information on the length of the interval (30 minutes).	30	Number(2)		30
5	Variable type	The short name of the variable type code that is reported.		Char(24)		MG
6	Variable name	A name uniquely identifying the values.		Char(156)		MG_UNIT1
7	Resource	The unique identifier for the Market Participant's resource/unit The w ould be null (blank) when the variable type is for a non-resource.		Char(100)	√	UNIT1
8	Jurisdiction	The unique identifier for the jurisdiction The w ould be null (blank) when the variable type is for a non-resource.	'ROI' , 'NI'	Char(100)	√	ROI
9	Unit of Measurement	Unit for the variable type.	'MWh', 'MW'	Char(18)		MWh
10	Value1	Variable value for the first interval for the hour in Field 3 Minus sign us used in if needed.	Positive and negative numbers	Number(28,8)		65.00
11	Value2	Variable value for the second interval for the hour in Field 3. If no value exists for the given variable then this field w ill not be present in the report	Positive and negative numbers	Number(28,8)		65.00

5.3.4.3 TRAILER RECORD

#	Field	Definition	Domain	Format	Null?	Example
1	Record Type	Indicates the type of record.	'T'	Char(1)		T
2	Record count	Number of records contained in the file including the header and trailer records.		Number		20

5.3.5 ENERGY MARKET FINANCIAL PUBLICATION

5.3.5.1 FILE TYPE

The File will be of CSV format, which can be retrieved through the Type 3 communication channel using the following XML:

```
<?xml version="1.0" encoding="UTF-8"?>
<file name="EN_MFR_P_2007-11-01.csv" date="2007-11-01"> </file>
```

5.3.5.2 FILE NAMING CONVENTION

The file is named as: "Market"_MFR_"Type"_"Settlement Date".csv

Where:

- "Market" – Market abbreviation;
- "Type" – Settlement type code; and
- "Settlement Date" – date in "YYYY-MM-DD"
e.g. EN_MFR_P_2007-11-01.csv.

5.3.6 ENERGY MARKET INFORMATION PUBLICATION

5.3.6.1 FILE TYPE

The File will be in CSV format, which can be retrieved through the Type 3 communication channel using the following XML:

```
<?xml version="1.0" encoding="UTF-8"?>
<file name="EN_MIR_P_2007-11-01.csv" date="2007-11-01"> </file>
```

5.3.6.2 FILE NAMING CONVENTION

The file is named as: "Market"_MIR_"Type"_"Settlement Date".csv

Where:

- "Market" – Market abbreviation;
- "Type" – Settlement type code; and
- "Settlement Date" – date in "YYYY-MM-DD"
e.g. EN_MIR_P_2007-11-01.csv

5.3.7 METER GENERATION INFORMATION PUBLICATION

5.3.7.1 FILE TYPE

The file will be in CSV format, which can be retrieved through the Type 3 communication channel using the following XML:

```
<?xml version="1.0" encoding="UTF-8"?>
<file name="EN_MGR_P_2007-11-01.csv" date="2007-11-01"> </file>
```

5.3.7.2 FILE NAMING CONVENTION

The file is named as: "Market"_MGR_"Type"_"Settlement Date".csv

Where:

- "Market" – Market abbreviation;
- "Type" – Settlement type code; and
- "Settlement Date" – date in "YYYY-MM-DD"
e.g. EN_MGR_P_2007-11-01.csv

5.3.8 CAPACITY MARKET FINANCIAL PUBLICATION

5.3.8.1 FILE TYPE

The File will be of CSV format, which can be retrieved through the Type 3 communication channel using the following XML:

```
<?xml version="1.0" encoding="UTF-8"?>
<file name="CA_MFR_P_2007-11-01.csv" date="2007-11-01"> </file>
```

5.3.8.2 FILE NAMING CONVENTION

The file is named as: "Market"_MFR_"Type"_"Settlement Date".csv

Where:

- "Market" – Market abbreviation;
- "Type" – Settlement type code; and
- "Settlement Date" – date in "YYYY-MM-DD"
e.g.: CA_MFR_P_2007-11-01.csv

5.3.9 CAPACITY MARKET INFORMATION PUBLICATION

5.3.9.1 FILE TYPE

The File will be of CSV format, which can be retrieved through the Type 3 communication channel using the following XML:

```
<?xml version="1.0" encoding="UTF-8"?>
<file name="CA_MIR_P_2007-11-01.csv" date="2007-11-01"> </file>
```

5.3.9.2 FILE NAMING CONVENTION

The file is named as: "Market"_MIR_"Type"_ "Settlement Date".csv

Where:

- "Market" – Market abbreviation;
- "Type" – Settlement type code; and
- "Settlement Date" – date in "YYYY-MM-DD"
e.g.: CA_MIR_P_2007-11-01.csv