

Market Operator's Quarterly Performance Report

April - June 2024



Contents

Executive Summary.....	4
1 Joining and Terminating Parties and Units	5
1.1 Balancing Market	5
1.2 Termination of Participants.....	6
1.3 Suspension of Participants	6
2 Trading and Settlement Code Breaches	5
3 Balancing Market Settlements.....	8
3.1 Indicative and Initial Settlement Runs (includes daily BALIMB, MO and CRM).....	8
3.2 Settlement Documents	9
3.3 M+4, M+13 and Ad-hoc Resettlement.....	10
3.4 Credit Reports Publications.....	11
4 Financial Statistics	11
4.1 Cash Flow positions for Balancing Market, Capacity Market and Market Operator Charges.....	12
4.2 Financial Changes between Initial Settlement and Subsequent Reruns	13
5 Query Management.....	17
5.1 General Queries	17
5.2 Settlement Queries	18
5.3 Disputes.....	18
6 Imbalance Price.....	19
6.1 Imbalance Price.....	19
6.2 Exchange Rate	23
6.3 Imbalance Price Generation and Backup Price	24
7 Modifications	26
7.1 Balancing Market – Trading & Settlement Code Modification Management	26
7.2 Balancing Market - Modifications Process Development.....	27
8 SEMO KPI Quarterly Update – Storage Technology Facilitation.....	28
9 Central Systems.....	28
9.1 System Releases	29
9.2 System Availability	29
9.3 Known Issues Report.....	29

9.4 Limited Communication Failure (LCF), General Communication Failure (GCF) and General System Failure (GSF).....	30
10 Appendix A: Trading and Settlement Code Breaches.....	31
11 Appendix B: Historical Settlement Information.....	34
12 Appendix C: Settlement Publication Timings.....	36
13 Appendix D: List of Queries by Type	42

Executive Summary

On 1 October 2018 the revised Single Electricity Market (SEM) went live and is now the enduring operational electricity market in Ireland and Northern Ireland.

This Single Electricity Market Operator's (SEMO) performance report covers the months of April, May and June 2024 of operation and is published in accordance with section B.16.2 of the Trading and Settlement Code and the SEM Committee decision paper issued for the Legacy SEM market.

During this period:

- 4 new Parties joined the market, 2 units de-registered and 9 new Units registered in the market.
- 14 out of 14 Settlement Documents issued on time.
- There were 7 late publications of Indicative and 1 late publication of Initial Settlement runs as per the Trading and Settlement Code timelines.
- There were 12 payment defaults by 7 Participants.
- There were 9 Credit defaults by 4 Participant as per the Trading and Settlement code timelines.
- There was 2 Balancing Market Modification Committee Meetings as required by the Trading and Settlement Code.
- Between April to June, five Modifications proposals were discussed, and no RA decisions were received.
- 534 general queries were received, and 536 general queries were resolved, with 10 in progress as of 30th of June 2024.

SEMO welcomes all comments on the contents of this report. Comments should be sent preferably in email format to info@sem-o.com. The intention is for SEMO and the Regulatory Authorities to consult on the framework for reporting based on comments and feedback received and to implement any revisions where necessary.

1 Joining and Terminating Parties and Units

1.1 Balancing Market

4 new Parties went effective in the Market between 01 April 2024 to 30 June 2024:

Party Name	Party ID	Effective date
Quent ApS	PY_034176	10/04/2024
Ares Market Services Limited	PY_034165	17/04/2024
Aarhus Energy A/S	PY_034178	29/05/2024
Share Energy Trading Ltd	PY_034175	19/06/2024

Table 1 – Parties who joined the market: April – June 2024

9 new Units went effective in the Market between 01 April 2024 to 30 June 2024

Party Name	Party ID	Participant ID	Unit ID	Effective Date
Quent ApS	PY_034176	PT_502559	AU_500144	10/04/2024
Endeco - Wirelite Sensors Limited	PY_000126	PT_400133	GU_406600	17/04/2024
Endeco - Wirelite Sensors Limited	PY_000126	PT_400133	SU_400399	17/04/2024
Ares Market Services Limited	PY_034165	PT_502552	AU_500137	17/04/2024
Power NI	PY_000035	PT_500028	GU_504240	01/05/2024
Flogas Enterprise Solutions Limited	PY_000054	PT_500055	GU_504260	22/05/2024
Aarhus Energy A/S	PY_034178	PT_502560	AU_500145	29/05/2024
Flogas Enterprise Solutions Limited	PY_000054	PT_400051	SU_400403	12/06/2024
Share Energy Trading Ltd	PY_034175	PT_502558	SU_500316	19/06/2024

Table 2 – Registrations: April - June 2024

2 units De-Registered from the Market between 01 January 2024 to 31 March 2024:

Party Name	Party ID	Participant ID	Unit ID	Effective date
Energia Customer Solutions Limited	PY_000043	PT_400043	GU_400650	17/04/2024
Gruig Wind Farm Limited	PY_000074	PT_500047	GU_500790	01/05/2024

Table 3 – De-Registrations: April - June 2024

1.2 Termination of Participants

There were no terminating parties between 01 April 2024 to 30 June 2024.

1.3 Suspension of Participants

No suspension orders were issued by the Market Operator 01 April 2024 to 30 June 2024.

2 Trading and Settlement Code Breaches

Breaches of the Trading and Settlement Code were noted in the following areas:

April 2024 Trading and Settlement Code Breaches			
Area		Major	Minor
Data Providers		-	3
Market Participants	Clearing	4	-
	Credit Risk Management	4	-
Market Operator	Balancing Market Settlement	-	1
	Clearing	-	-
	Credit Risk Management	1	-
	Other		
Total		9	4
May 2024 Trading and Settlement Code Breaches			
Data Providers		-	5
Market Participants	Clearing	4	-
	Credit Risk Management	2	-
Market Operator	Balancing Market Settlement	-	4
	Clearing	-	-
	Credit Risk Management	1	-
	Other		
Total		7	9
June 2024 Trading and Settlement Code Breaches			
Data Providers		-	3
Market Participants	Clearing	4	-
	Credit Risk Management	3	-
Market Operator	Balancing Market Settlement	-	3
	Clearing	-	-
	Credit Risk Management	1	-
	Other		
Total		8	6

Table 4 – Trading and Settlement Code Breaches: April – June 2024

Further details of each of the Trading and Settlement Code breaches noted above are set out in **Appendix A**.

Key:

- Major Breach - late publishing of settlement documents, default notices issued for non-payment or similar.
- Minor Breach - deadlines not met, but no financial implication to Participants. This includes late posting of settlement runs.

3 Balancing Market Settlements

3.1 Indicative and Initial Settlement Runs (includes daily BALIMB, MO and CRM)

For Historical information please see **Appendix B** – Historical Settlement Information.

The following series of tables and graphs represents the publications of Indicative and Initial Settlement runs. Every working day SEMO is obliged to issue Indicative and Initial settlement run statements.

Settlement Runs completed April 01/04/2024 – 30/04/2024		
	Indicative	Initial
On Time	30	29
Same Day Late	0	1
> 1 Day Late	0	0
Total runs	30	30
Settlement Runs completed May 01/05/2024 – 31/05/2024		
On Time	27	31
Same Day Late	1	0
> 1 Day Late	3	0
Total runs	31	31
Settlement Runs completed June 01/06/2024 – 30/06/2024		
On Time	27	30
Same Day Late	0	0
> 1 Day Late	3	0
Total runs	30	30

Table 5 - Settlement Runs Completed: April – June 2024

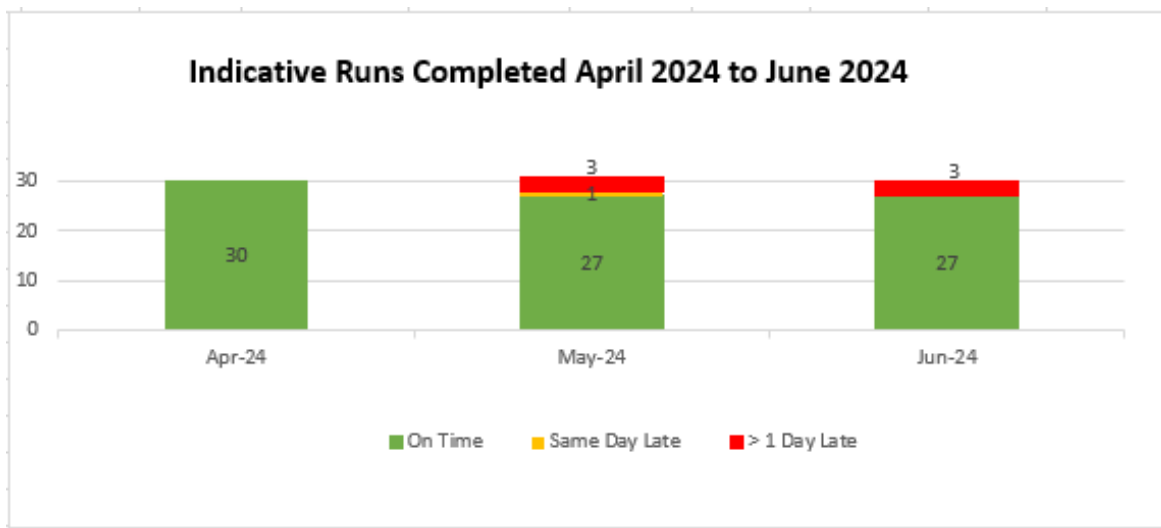


Figure 1 - Indicative Settlement Runs Completed

Further details on publication times can be found in **Appendix C**.

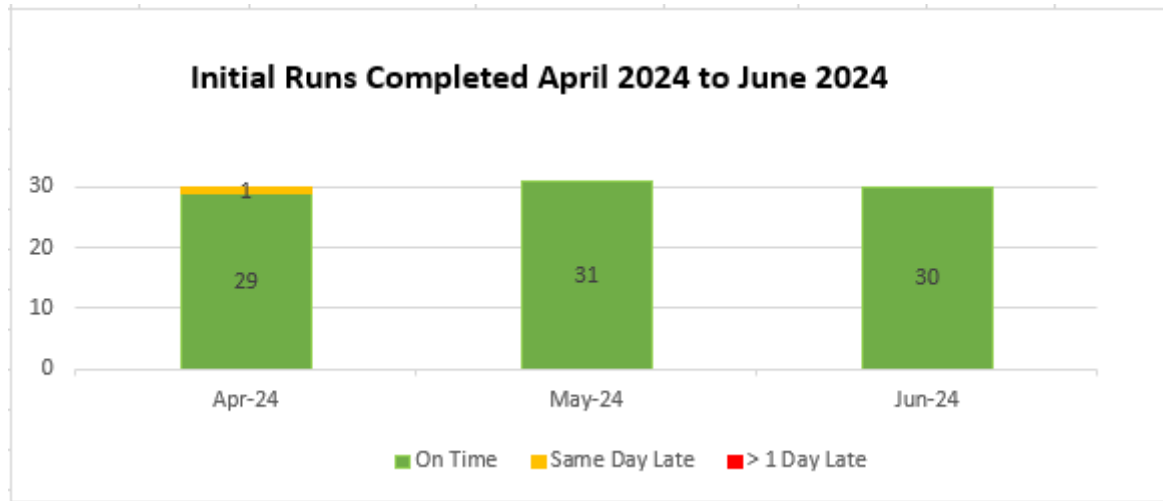


Figure 2 - Initial Settlement Runs Completed

Further details on publication times can be found in **Appendix C**.

3.2 Settlement Documents

The following table represents the publications of Initial Settlement Documents. SEMO is obliged to issue initial Settlement Documents 5 working days after the last day of the billing period.

Settlement Documents Completed			
	April 2024 No. of Weeks	May 2024 No. of Weeks	June 2024 No. of Weeks
On Time	5	4	5
Same Day Late	0	0	0
>1 Day Late	0	0	0
Total Runs	5	4	5

Table 6 - Settlement Documents completed: April - June 2024

3.3 M+4, M+13 and Ad-hoc Resettlement

The following tables represents the publications of Resettlement runs for the months of April, May, and June 2024.

Resettlement Runs for Operational Dates April 01/04/2024 – 30/04/2024			
Resettlement Run	Number Billing Periods Resettled	Resettlement Period Start Date	Resettlement Period End Date
M+4	4	03/12/2023	30/12/2023
M+13	4	05/03/2023	01/04/2023
Ad-Hoc	5	25/10/2020 12/06/2022 26/06/2022 24/07/2022 27/11/2022	31/10/2020 18/06/2022 02/07/2022 30/07/2022 03/12/2022
Resettlement Runs for Operational Dates May 01/05/2024 - 31/05/2024			
M+4	5	31/12/2023	03/02/2024
M+13	5	02/04/2023	06/05/2023
Ad-Hoc	4	06/12/2020 01/01/2023 18/02/2024	12/12/2020 14/01/2023 24/02/2024
Resettlement Runs for Operational Dates June 01/06/2024 - 30/06/2024			
M+4	4	04/02/2024	02/03/2024
M+13	4	07/05/2023	03/06/2023
Ad-Hoc	1	03/09/2023	09/09/2023

Table 7 – Resettlement Runs for Operational Periods: April – June 2024

3.1 Credit Reports Publications

April 2024: 52 Credit reports published on time, out of an expected 53 Credit reports.

May 2024: 54 Credit reports published on time, out of an expected 55 Credit reports.

June 2024: 42 Credit reports published on time, out of an expected 43 Credit reports.

Credit Report Summary			
	April 2024	May 2024	June 2024
Published	52	54	42
Delayed	-	-	-
Not Published	1	1	1

Table 8 – Credit Report Summary: April – June 2024

4 Financial Statistics

4.1 Cash Flow positions for Balancing Market, Capacity Market and Market Operator Charges

The Balancing Market reflects actions taken by the TSOs to keep the system balanced, for example, for differences between the market schedule and actual system demand. It determines the imbalance settlement price for settlement of these balancing actions. This includes any uninstructed deviations from a participant's notified ex-ante position.

- Positive values indicate Payments were greater than Charges
- Negative values indicate Charges were greater than Payments
- All figures are in Euro

All data displayed in this section displays Initial data from 01 April 2024 to 30 June 2024:

Balancing Market Cash Flow Position				
Component	April	May	June	Total
CDISCOUNT	11,846,705	12,378,549	13,803,717	38,028,971
CPREMIUM	14,817,767	7,688,843	12,425,838	34,932,447
CFC	8,004,218	2,900,349	8,859,963	19,764,530
CSOCDIFFP	469,098	475,305	436,875	1,381,278
CABBPO	113,115	10,774	14,603	138,491
CDIFFCWD	-9,760	-2,159	-10	-11,930
CTEST	-38,450	-47,288	-13,229	-98,968
CCA	-89,102	-90,258	-83,275	-262,636
CAOPO	-159,767	-14,618	-118,169	-292,554
CUNIMB	-401,920	-417,060	-455,057	-1,274,038
CCURL	-421,970	-307,819	-655,785	-1,385,574
CIMB	459,493	-3,589,069	-2,478,628	-5,608,204
CREV	-2,267,619	-2,178,029	-1,951,784	-6,397,432
CIMP	-35,433,809	-35,913,578	-33,114,103	-104,461,491
Grand Total	-3,112,001	-19,106,061	-3,329,045	-25,547,107

Table 9 - Balancing Market Cash Flow Position: April – June 2024

The Capacity Market is designed to help ensure that the generation capacity in Ireland and Northern Ireland (including Storage, Demand Side Units and Interconnector capacity) is sufficient to meet demand and that the regulatory approved generation adequacy standard is satisfied.

Capacity Market Cash Flow Position				
Component	April	May	June	Total
CCP	33,242,471	34,484,833	34,312,349	102,039,653
CCC	-36,084,472	-36,561,942	-33,605,765	-106,252,179
Total	-2,842,001	-2,077,109	706,584	-4,212,527

Table 10 - Capacity Market Cash Flow Position: April – June 2024

Market Operator charges are used to recover the costs of administering the market:

Market Operator Charges				
Component	April	May	June	Total
CMOAV	-2,536	-2,543	-2,555	-7,635
CMOAU	-105,438	-105,527	-105,617	-316,583
CVMO	-1,843,974	-1,868,384	-1,723,160	-5,435,518
Total	-1,951,949	-1,976,454	-1,831,332	-5,759,735

Table 11 - Market Operator Charges: April – June 2024

4.2 Financial Changes between Initial Settlement and Subsequent Reruns

Please see below tables outlining which weeks were processed via resettlement in this quarter.

M+4 BALIMB Resettlement processing		
Operational Month	Billing week start	Billing week end
Apr	26/11/2023	02/12/2023
Apr	03/12/2023	09/12/2023
Apr	10/12/2023	16/12/2023
Apr	17/12/2023	23/12/2023
Apr	24/12/2023	30/12/2023
May	31/12/2023	06/01/2024
May	07/01/2024	13/01/2024
May	14/01/2024	20/01/2024
May	21/01/2024	27/01/2024
Jun	28/01/2024	03/02/2024
Jun	04/02/2024	10/02/2024
Jun	11/02/2024	17/02/2024
Jun	18/02/2024	24/02/2024
Jun	25/02/2024	02/03/2024

Table 12 – M+4 settlement weeks processed: April – June 2024

M+13 BALIMB Resettlement processing		
Operational Month	Billing week start	Billing week end
Apr	26/02/2023	04/03/2023
Apr	05/03/2023	11/03/2023
Apr	12/03/2023	18/03/2023
Apr	19/03/2023	25/03/2023
Apr	26/03/2023	01/04/2023
May	02/04/2023	08/04/2023
May	09/04/2023	15/04/2023
May	16/04/2023	22/04/2023
May	23/04/2023	29/04/2023
Jun	30/04/2023	06/05/2023
Jun	07/05/2023	13/05/2023
Jun	14/05/2023	20/05/2023
Jun	21/05/2023	27/05/2023
Jun	28/05/2023	03/06/2023

Table 13 – M+13 settlement weeks processed: April – June 2024

Adhoc BALIMB Resettlement processing		
Operational Month	Billing week start	Billing week end
Apr	25/10/2020	31/10/2020
May	06/12/2020	12/12/2020
Apr	20/03/2022	26/03/2022
Apr	12/06/2022	18/06/2022
Apr	26/06/2022	02/07/2022
Apr	24/07/2022	30/07/2022
Apr	27/11/2022	03/12/2022
May	01/01/2023	07/01/2023
May	08/01/2023	14/01/2023
Jun	03/09/2023	09/09/2023
May	18/02/2024	24/02/2024

Table 14 – Adhoc settlement weeks processed: April – June 2024

The tables below display the differences between the previous settlement run and the most recent resettlement run (either M+4, M+13 or Adhoc). The differences are then rolled up to the component charge level and combined for both M+4, M+13 and Adhoc.

Balancing Market Resettlement				
Component	April	May	June	Grand Total
CIMB	1,774,356	-783,438	142,562	1,133,480
CFC	743,714	42,084	0	785,799
CIMP	291,732	108,377	263,395	663,504
CDISCOUNT	157,511	15,575	41,838	214,925
CUNIMB	136,551	23,177	34,690	194,418
CSOCDIFFP	1,136	1,741	7,070	9,947
CAOPO	4,985	-2,204	0	2,781
CABBPO	179	0	0	179
CSHORTDIFFP	0	0	0	0
CDIFFPIMB	0	0	0	0
CTEST	0	0	0	0
CEADSUIDT	0	0	0	0
CREIMDIFFP	0	0	0	0
CEADSUIMB	0	0	0	0
CDIFFCDA	0	0	0	0
CDIFFPDA	0	0	0	0
CDIFFCNP	0	0	0	0
CDIFFPID	0	0	0	0
CEADSUDA	0	0	0	0
CCA	164	-248	-65	-149
CDIFFCWD	-4,326	-765	2,025	-3,066
CCURL	-331	-22,240	128	-22,443
CPREMIUM	-17,525	-71,438	2,665	-86,297
CREV	-40,565	-52,691	-62,322	-155,578
Grand Total	3,047,581	-742,069	431,986	2,737,498

Table 15 - Balancing Market Resettlement: April – June 2024

Capacity Market Resettlement				
Component	April	May	June	Grand Total
CCP	0	375,938	1,797,752	2,173,691
CCC	104,774	36,875	-121,529	20,120
Grand Total	104,774	412,814	1,676,223	2,193,811

Table 16 - Capacity Market Resettlement: April – June 2024

Market Operator Charges Resettlement				
Component	April	May	June	Grand Total
CVMO	3,412	-1,170	-9,498	-7,257
Grand Total	3,412	-1,170	-9,498	-7,257

Table 17 - Market Operator Charges Resettlement: April – June 2024

Financial Statistics Disclaimer: the above information represents settlement data aggregated during the month in assessment, which may be different to the accounting data audited post settlement period. All values are in euro.

5 Query Management

5.1 General Queries

The statistics presented in Table 18 - General Queries cover the months of April, May, and June 2024.

General Queries	April 2024	May 2024	June 2024
Received	181	202	151
Open	4	20	10
Resolved	190	195	151
Average Resolution Time	3.5 working days	2.6 working days	3.1 working days

Table 18 – General Queries: April – June 2024

Definitions

- Open refers to queries raised but not resolved within each month.
- Resolved refers to queries resolved within each month, and includes queries raised before this time.
- Resolution Time (Working Days) refers to the average time to resolve queries in working days for this category within each month.

5.2 Settlement Queries

Table 19 displays the Formal Settlement Queries raised between the months from April to June 2024.

Formal Queries	April 2024	May 2024	June 2024
Raised	11	11	10

Table 19 – Formal Settlement Queries: April – June 2024

- **April 2024:** 6 have been upheld and 5 were not upheld.
- **May 2024:** 6 have been upheld, 4 were not upheld and 1 was withdrawn by the participant.
- **June 2024:** 4 have been upheld, 1 was not upheld and 5 are under review.

Upheld Formal Queries	April 2024	May 2024	June 2024	Total
CCP	1	2	3	6
CIMB	2	2	0	4
CFC	1	1	1	3
CDISCOUNT	1	0	0	1
CUNIMB	1	0	0	1
CPREMIUM	0	1	0	1
Total	6	6	4	16

Table 20 – Upheld Settlement Queries by Topic: April – June 2024

Further Details on Settlement queries that have been upheld can be found in **Appendix D**.

A full list of all unresolved Settlement queries raised for the month can be found in **Appendix D**.

5.3 Disputes

- There were no Disputes raised between 01 April 2024 to 30 June 2024.

6 Imbalance Price

6.1 Imbalance Price

There are two types of Imbalance Price referred to in this section; the Imbalance Price which is the price associated with a 5 Minute Imbalance Pricing Period; and secondly, an Imbalance Settlement Price which is calculated as the average of six 5 Minute Imbalance Prices for a corresponding 30-minute Imbalance Settlement Period.

Figures 3, 4 and 5 show the Imbalance Settlement Prices for April, May, June. All system calculated Imbalance Settlement Prices are published on this graph; both the Market Back Up Price and the 30-minute average of the Imbalance Price.

- The average Imbalance Settlement Price for April was €88.05.

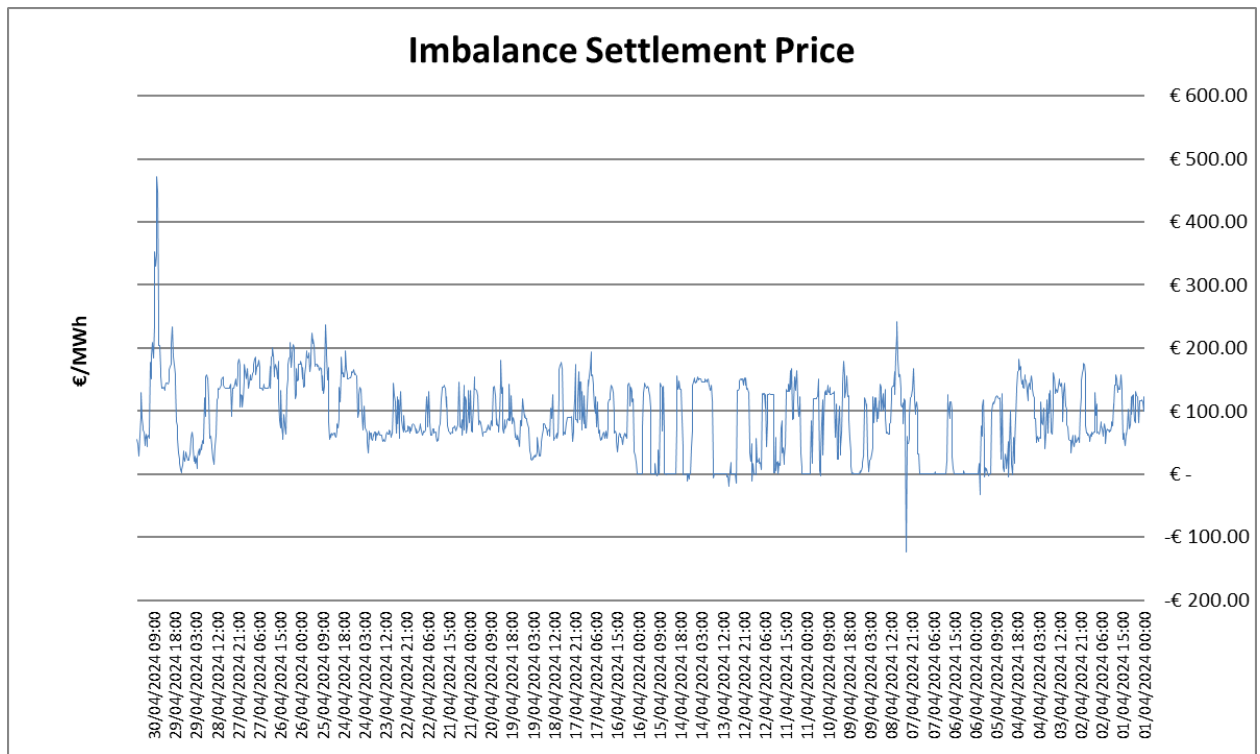


Figure 3 – Imbalance Settlement Price April 2024

- The average Imbalance Settlement Price for May was €109.95.

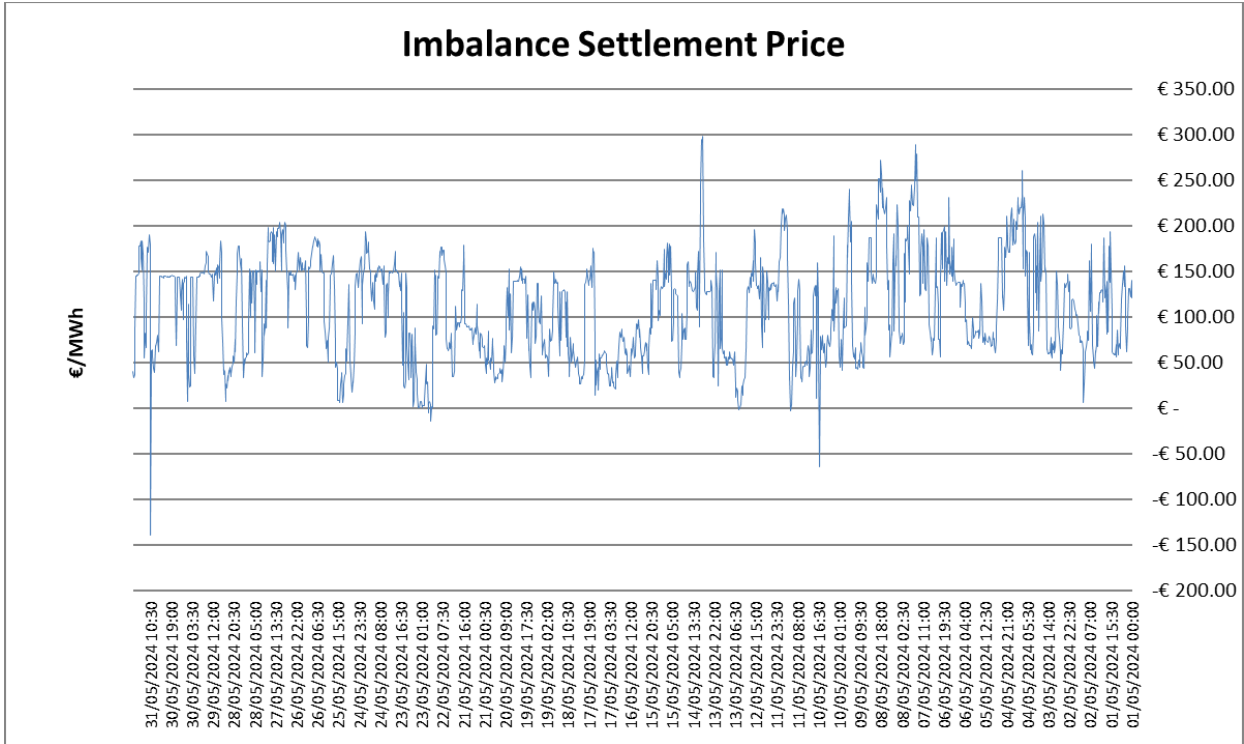


Figure 4 – Imbalance Settlement Price May 2024

- The average Imbalance Settlement Price for June was €99.11.

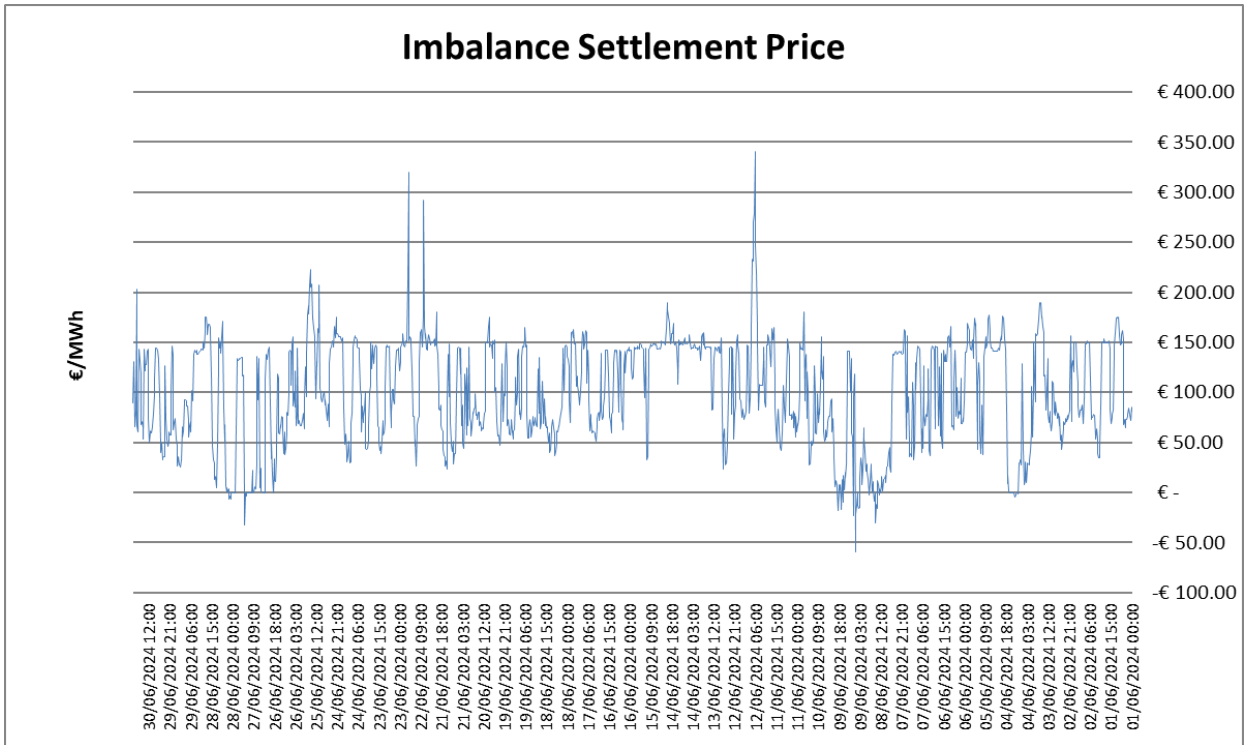


Figure 5 – Imbalance Settlement Price June 2024

Figures 6, 7 and 8 displays the Quantity Weighted Ex-Ante Price as a comparator to the Imbalance Settlement Price. The Quantity Weighted Ex-Ante Price is the value used by SEMO as the Market Back Up Price, should the Market Operator not be able to calculate an Imbalance Settlement Price; based on the average of the six 5 Minute Imbalance Prices for a given Imbalance Settlement Period.

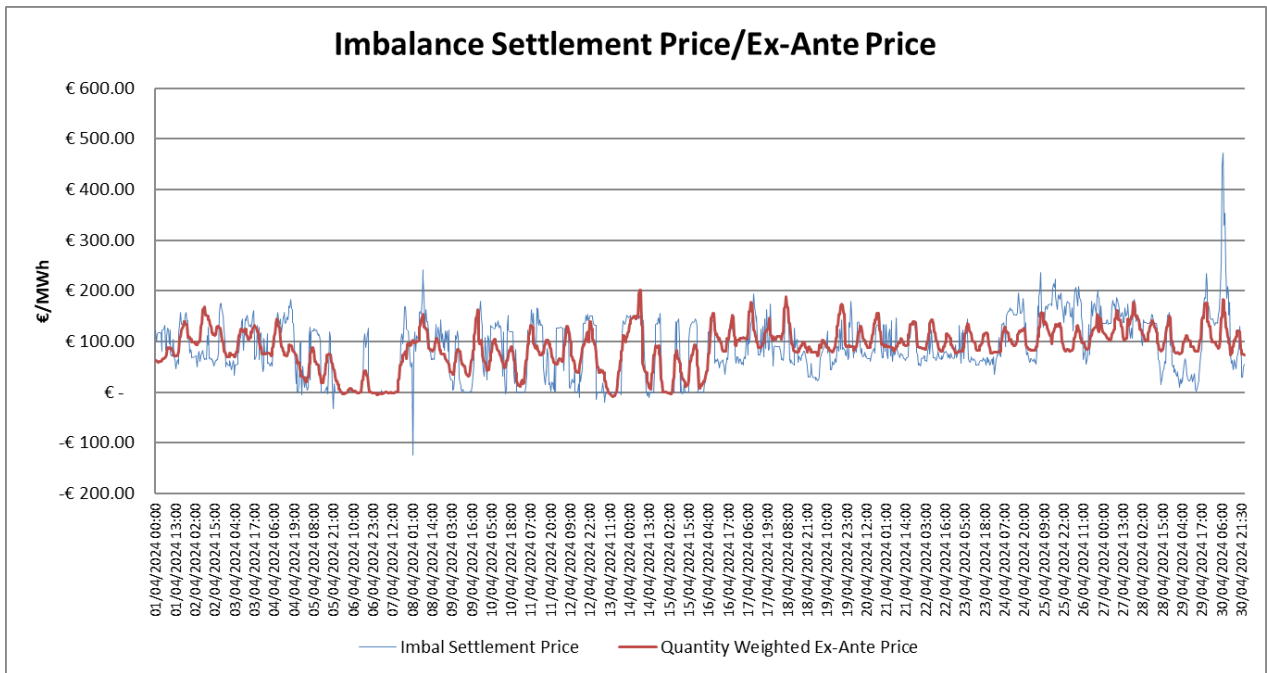


Figure 6 – Imbalance Settlement Price & Quantity Weighted Ex-Ante Price Comparison April 2024

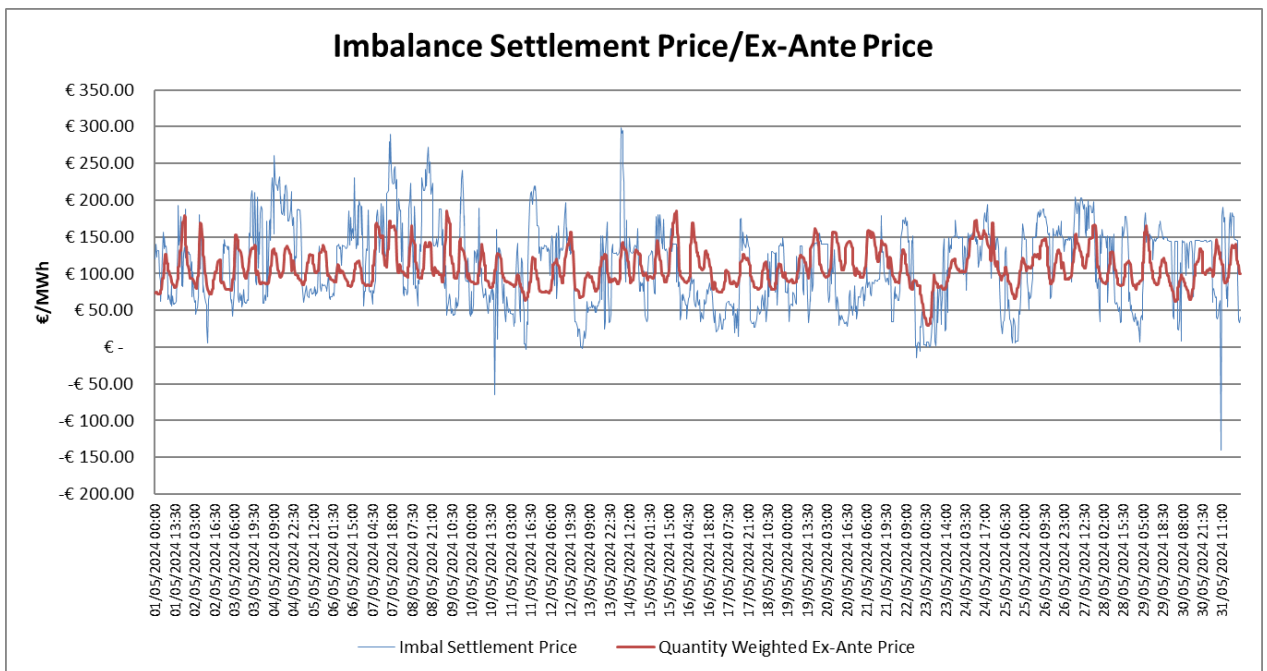


Figure 7 – Imbalance Settlement Price & Quantity Weighted Ex-Ante Price Comparison May 2024

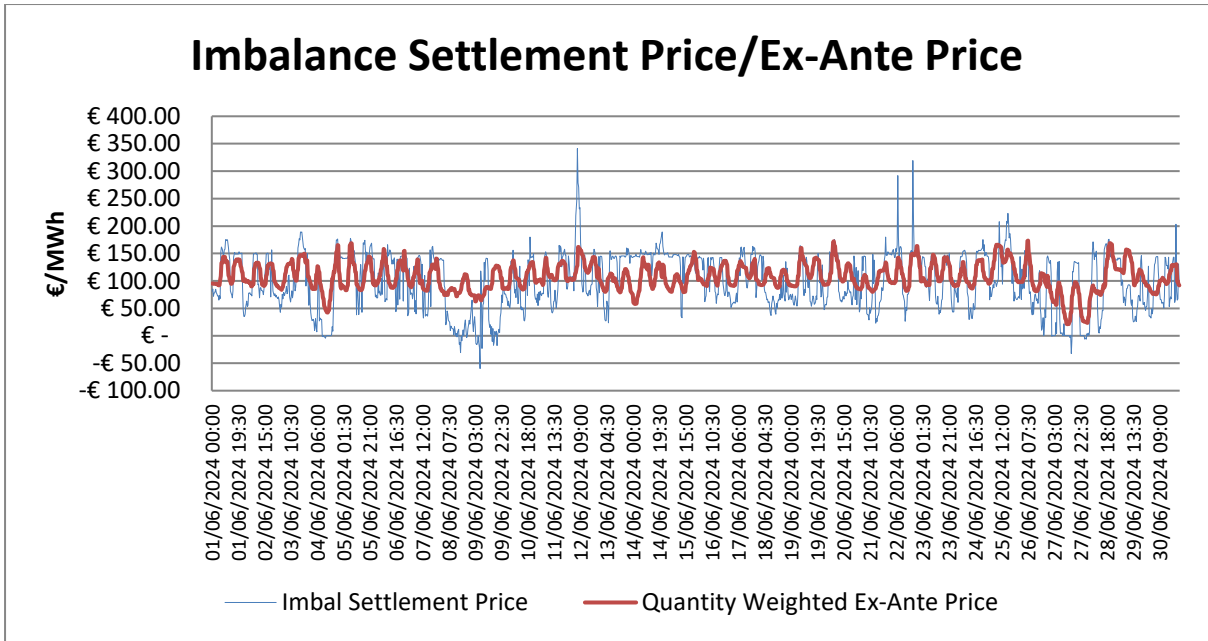


Figure 8 – Imbalance Settlement Price & Quantity Weighted Ex-Ante Price Comparison June 2024

Figure 9 below highlights the monthly Highest, Lowest and Average half-hour Imbalance Prices for the period April, May, June.

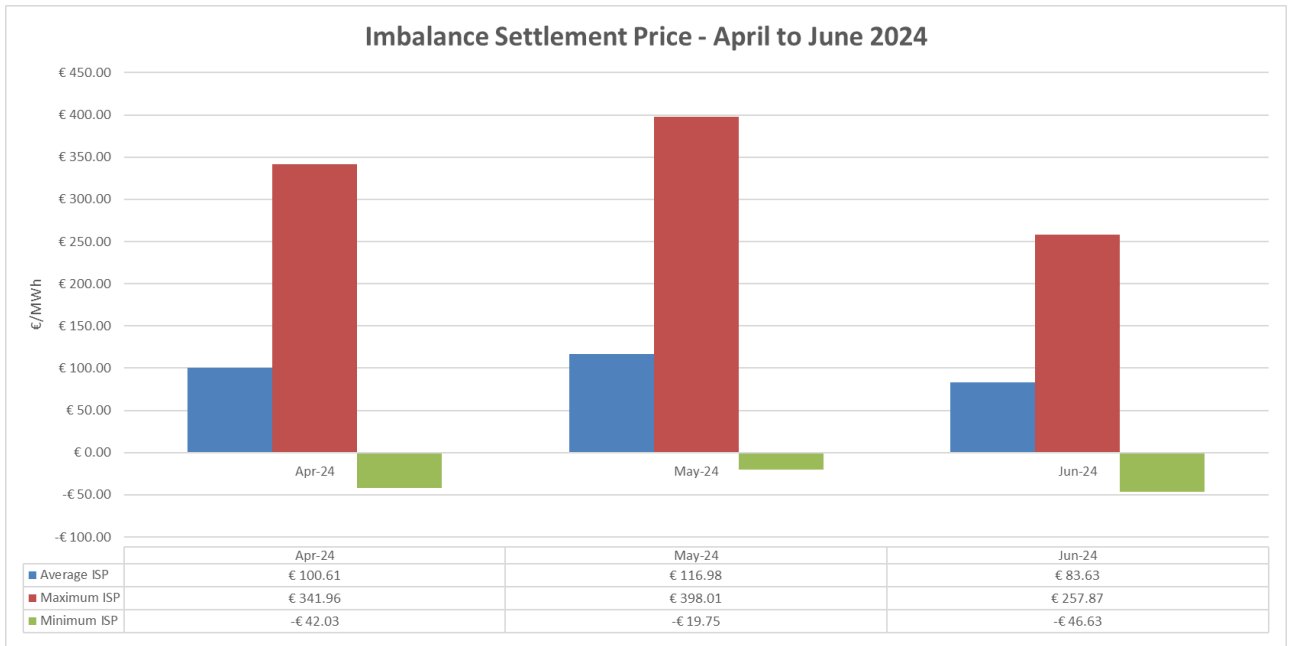


Figure 9 – Highest, Lowest and Average Imbalance Prices April - June 2024

6.2 Exchange Rate

The SEM is a dual currency market, Units based in Northern Ireland submit their Offer Data in GBP. All GBP Offer Data is converted to EUR as part of the Balancing Market price setting process. The GBP to EUR exchange rate is captured below in **Figures 10, 11 and 12**.

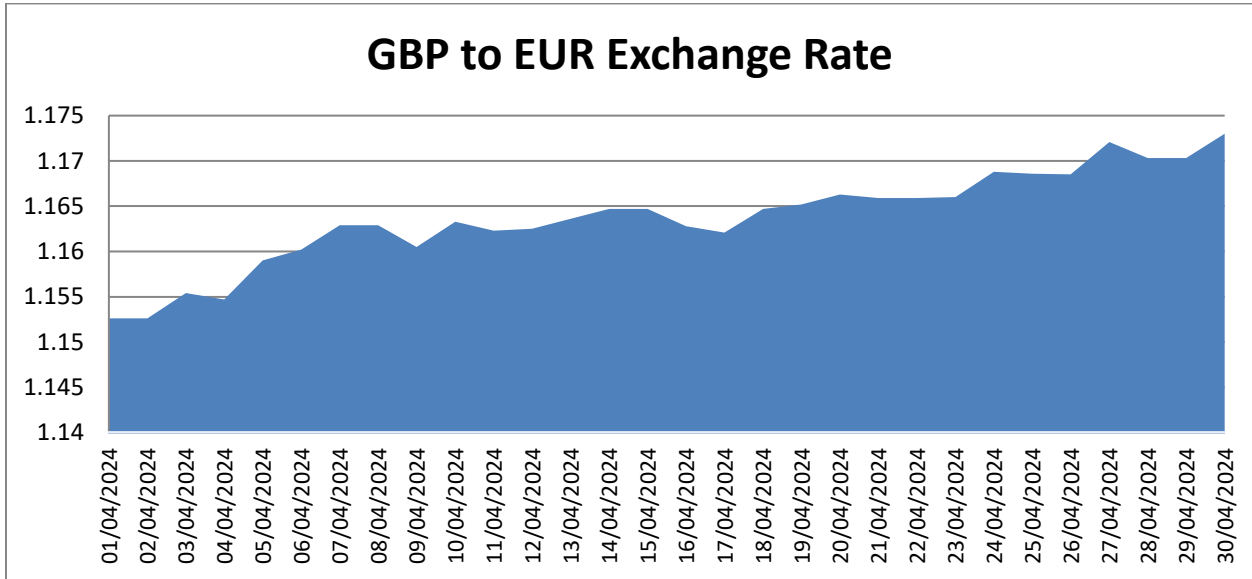


Figure 10 – GBP to EUR Exchange Rate April 2024

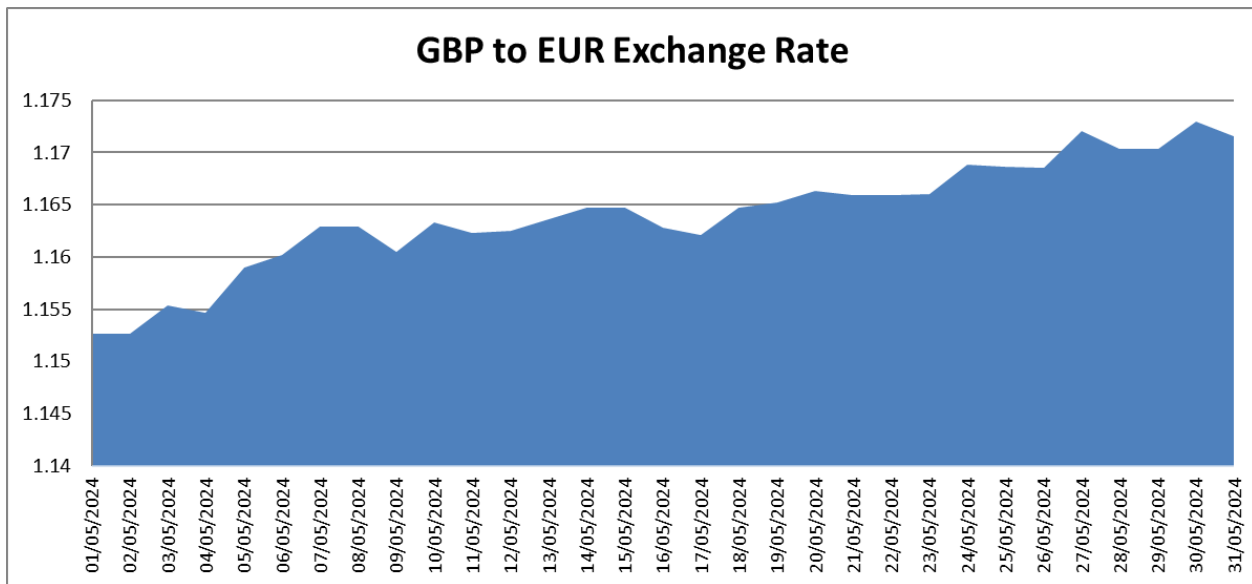


Figure 11 – GBP to EUR Exchange Rate May 2024

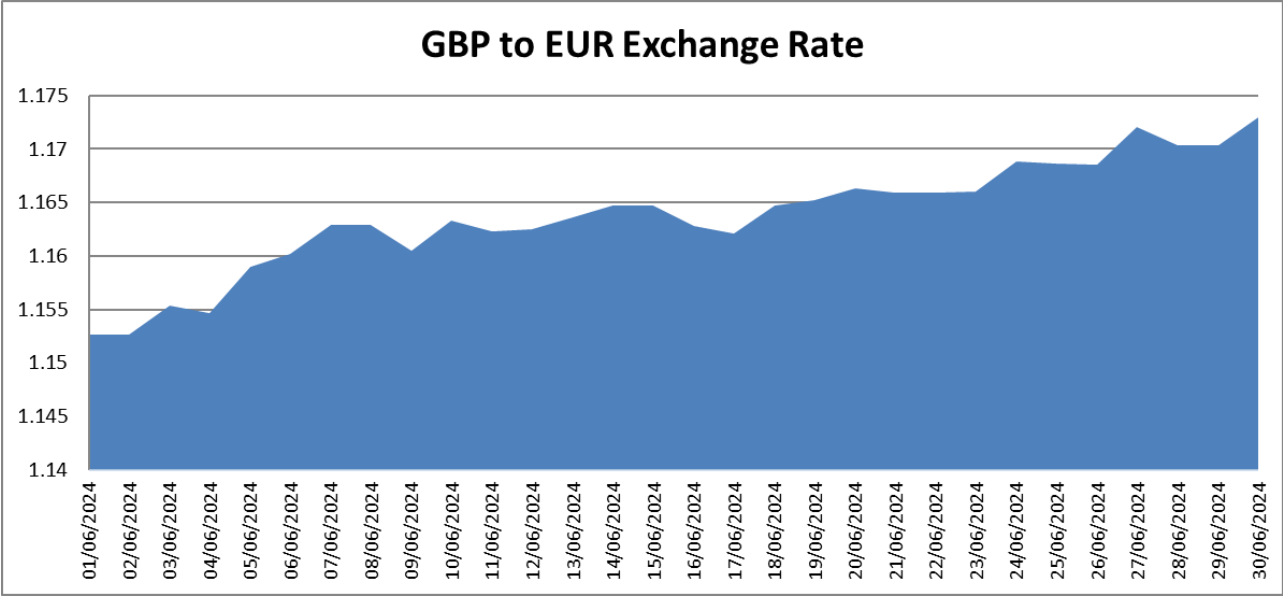


Figure 12 – GBP to EUR Exchange Rate June 2024

6.3 Imbalance Price Generation and Backup Price

The Imbalance Settlement Price is set as the average of the six 5-minute Imbalance Prices. If the Market Operator is unable to calculate any Imbalance Prices within a 30-minute Imbalance Settlement Period within the timeframes set out under the TSC; then the Market Back Up Price will be applied. The Imbalance Settlement Price will use the Market Back Up Price if no 5-minute Imbalance Prices have been published, for that period.

- **April 2024:** 1 Market Back Up Prices applied.
- **May 2024:** 1 Market Back Up Price applied.
- **June 2024:** 0 Market Back Up Price applied.

As a result of the approved Mod_03_19; the Market Back Up Price is separately applied to a 5-minute Imbalance Price, where that price has not been automatically published. In this instance, the Imbalance Settlement Price will use the average of the automated Imbalance Price; or the replacement Market Back Up Price.

- **April 2024:** there were 19 Backup Prices (5MIN) applied because of a scheduled system outage and 5 Backup Prices (5MIN) applied because of performance issues.
- **May 2024:** there were 26 Backup Prices (5MIN) applied because of a scheduled system outage and 5 Backup Prices (5MIN) applied because of performance issues.
- **June 2024:** there were 15 Backup Prices (5MIN) applied because of a scheduled system outage and 6 Backup Prices (5MIN) applied because of performance issues.

Price Definitions

Missed Prices

Prices (30 Min / 5 Min) that have failed to calculate, and no price has been generated; either through the standard methodology or via the Back Up Price

Back Up prices

In the context of this report, a Back Up Price refers to a 5-minute price where the Imbalance Price has not been published; the system reverts to the volume weighted average price across all Ex-ante and Intraday timeframes.

Market backup prices

If the Market Operator is unable to calculate any 5-minute Imbalance Prices within a 30 Imbalance Settlement Period; then the Market Back Up Price will be applied. The Imbalance Settlement Price will use the average of the automated Imbalance Price; or the replacement 5 minute Back Up Price.

Day Ahead backup prices

This is a final fallback price that is to be used in the event of a failure of the automated 30 Minute Market Back Up Price. Typically, this price is only used during planned System Releases; and uses the Day-ahead Auction price only.

7 Modifications

7.1 Balancing Market – Trading & Settlement Code Modification Management

The tables that follow give an overview of the activity that has taken place between 1st April to 30th June 2024. Table 21 shows the dates and number of Modifications Committee Meetings or other industry engagements that took place over this period.

Meeting	Date	Location
Modifications Committee Meeting 122	23 rd April 2024	MS Teams
Modifications Committee Meeting 123	20 th June 2024	MS Teams

Table 21 - Balancing Market: Trading & Settlement Code Modifications Committee Meetings

At the Modifications Committee Meeting, decisions are made with regard to progressing various Modification Proposals. Table 22 gives an outline of the amount of activity that has taken place over this period.

	April 2024	May 2024	June 2024
Modification Proposal Activity	Total	Total	Total
Raised	2	0	3
Alternative Versions raised	1	0	1
Withdrawn	0	1	0
Deferred	1	0	1
Extension Granted	0	0	0
Recommended for Approval	1	0	2
Recommended for Rejection	0	0	0
Further Work Required	0	0	0
RA Decision Approved	0	0	0
RA Decision Rejected	0	0	0

Table 22 - Modification Proposal Activity

7.2 Balancing Market - Modifications Process Development

Modification Proposals were considered at bimonthly Modifications Committee Meetings alternating between Belfast and Dublin or MS Teams where applicable (see Table 21).

Full details of all modifications progressed during the year are available in the [Balancing Market Modifications section](#) of the SEMO website.

Recommended for Approval

- Mod_02_24 SDP_02 Battery Integration version 3
- Mod_04_24 SEMO Housekeeping 2024
- Mod_05_24 Clarification of Start Up Payment Conditions

Withdrawn

- Mod_12_23 Extension to Timing for Execution of Deeds

8 SEMO KPI Quarterly Update – Storage Technology Facilitation

The KPI as set out in the SEMO Price Control Decision, SEM-21-03, requires SEMO to successfully implement an enduring solution for storage technology facilitation which would enable full participation in the Balancing Market including:

- Registration difficulties resolved;
- Negative PNs can be accepted and processed;

In order to ensure efficiencies are maximised across both the Market Operators and System Operators, the battery storage facilitation is incorporated as part of the Scheduling and Dispatch Programme (SDP). This work is currently being progressed under initiative #2 Electricity Storage Power Station (ESPS) of the SDP. There are six initiatives in scope for SDP and initiative 2 has been identified as the highest priority for delivery following industry feedback and considering TSOs & MO and consumer interests.

The latest updates are:

- Design is now complete for Tranche 1 initiatives. This is covered under a public facing milestone which was reported as complete at the industry workshop on the 05 June 2024. Additional SDP Tranche 1 delivery milestones have also been shared with industry at the June industry workshop.
- Phase 2 for Tranche 1 is now complete, with Phase 3 “Execution” ongoing.
- Phase 3 includes system build, test and implementation, alongside operational capability development and business procedures for operations. The delivery date for Phase 3 is April 2025.
- SDP_01 NPDR & SDP_02 ESPS modifications were “recommended for approval” by the Trading and Settlement Code Modifications Committee in February and April respectively and were sent for RA decision.
- RA Approval of both SDP_01 NPDR and SDP_02 ESPS Trading and Settlement and Grid Codes Modifications remain outstanding; however, this is outside of the control of the programme and is not impacting its critical path.
- Tranche 2 is also underway and making good progress. Detailed requirements for SDP03 Fast Frequency Response (FFR) and SDP05 Reserve services scheduling have been approved internally, with SDP06 Synchronous condenser scheduling and dispatch expected to be approved by the end of July.

9 Central Systems

9.1 System Releases

There were no Market System Releases during the months of April – June 2024.

9.2 System Availability

The table below gives the system availability values for the months of April, May, and June of 2024:

	April 2024	May 2024	June 2024
System / Application	Availability %	Availability %	Availability %
Settlements (CSB)	100%	100%	100%
MI	100%	100%	100%
MA	100%	98.73%	100%
Reporting (reports publication in the MPI)	100%	99.45%	100%
Website (availability)	100%	100%	100%
Average System Availability	100%	99.64%	100%

Table 23 – System Availability: April – June 2024

9.3 Known Issues Report

For details regarding system errors please refer to the Known Issues Report published on the [SEMO website](#).

9.4 Limited Communication Failure (LCF), General Communication Failure (GCF) and General System Failure (GSF)

- There were no LCFs during the months of April – June 2024.
- There was one GCF during the months of April – June 2024.
 - The GCF occurred on the 24th of May 2024. This was the result of issues relating to some participants ability to access the Market Participant Interface (MPI). Participants that could access the MPI, could not download reports. The issue was rectified on the day.
- There were no GSFs during the months of April – June 2024.

10 Appendix A: Trading and Settlement Code Breaches

Meter Data Provider Breaches

Ops Date	Identified Run Type	Issue	MDP Provider	Issue Type	Description T&SC Breach	T&SC Breach	Status
12/04/2024	D+1	Timing	SONI	File submission of Metering data	Delay of 2 hr 30 mins	Minor	Closed
18/04/2024	D+1	Timing	SONI	File submission of Metering data	Delay of 12 mins	Minor	Closed
18/04/2024	D+1	Timing	SONI	File submission of DI data	Delay of 18 mins	Minor	Closed
07/05/2024	D+1	Timing	SONI	File submission of Metering data	Delay of 2 hrs	Minor	Closed
17/05/2024	D+1	Timing	SONI	File submission of Metering data	Delay of 1 hr 50 mins	Minor	Closed
18/05/2024	D+1	Timing	SONI	File submission of Metering data	Delay of 2 hr 20 mins	Minor	Closed
21/05/2024	D+1	Timing	SONI	File submission of Metering data	Delay of 1 hr 10 mins	Minor	Closed
25/05/2024	D+1	Timing	SONI	File submission of Metering data	Delay of 3 hr 30 mins	Minor	Closed
15/06/2024	D+1	Timing	SONI	File submission of Metering data	Delay of 1 hr	Minor	Closed
21/06/2024	D+1	Timing	SONI	File submission of Metering data	Delay of 40 mins	Minor	Closed
28/06/2024	D+1	Timing	SONI	File submission of Metering data	Delay of 5 mins	Minor	Closed

Table 24 - Meter Data Provider Breaches: April - June 2024

Market Participant Breaches

Apr-24							
PT name	Invoiced period	Market	Default issued due to	Default letter issued	T & SC Breach	Status	
KRIA Energy ehf	WK_14_2024	BMCRM	Timing	Yes	Major	Closed	
Powerhouse Generation Limited	MAR_2024	MO	Timing	Yes	Major	Closed	
Powerhouse Generation Limited	MAR_2024	MO	Timing	Yes	Major	Closed	
In Commodities A/S	WK_16_2024	BMCRM	Timing	Yes	Major	Closed	

May-24							
PT name	Invoiced period	Market	Default issued due to	Default letter issued	T & SC Breach	Status	
KRIA Energy ehf	WK_19_2024	BMCRM	Timing	Yes	Major	Closed	
Dunmore Wind Farm Limited	WK_19_2024	MO	Timing	Yes	Major	Closed	
EnerNOC Ireland Limited	WK_19_2024	MO	Timing	Yes	Major	Closed	
Templederry Renewable Energy Supply Limited	WK_21_2024	BMCRM	Timing	Yes	Major	Closed	

Jun-24							
PT name	Invoiced period	Market	Default issued due to	Default letter issued	T & SC Breach	Status	
KRIA Energy ehf	WK_22_2024	BMCRM	Timing	Yes	Major	Closed	
Templederry Renewable Energy Supply Limited	WK_22_2024	BMCRM	Timing	Yes	Major	Closed	
KRIA Energy ehf	WK_23_2024	BMCRM	Timing	Yes	Major	Closed	
Ecopower Supply Limited	WK_24_2024	BMCRM	Timing	Yes	Major	Closed	

Table 25 - Clearing Default Notices (Major): April – June 2024

Apr-24							
Ops Date indentified	PT Name	Issue Type	Default Letter Sent	Cause	Resolution	Closed	T & SC Breach
02/04/2024	PT_402606 - Kria Energy Ehf	Credit	Yes	CCIN was not resolved within the T&S Code timeframes	Yes	Cash Collateral Top up €29K	Major
03/04/2024	PT_400149 - Arden Energy	Credit	Yes	CCIN was not resolved within the T&S Code timeframes	Yes	Cash Collateral Top up €29K	Major
03/04/2024	PT_402606 - Kria Energy Ehf	Credit	Yes	CCIN was not resolved within the T&S Code timeframes	Yes	Cash Collateral Top up €40K	Major
03/04/2024	PT_502539 EP NI Energy Ltd	Credit	Yes	CCIN was not resolved within the T&S Code timeframes	Yes	Decrease in required Collateral	Major

May-24							
Ops Date indentified	PT Name	Issue Type	Default Letter Sent	Cause	Resolution	Closed	T & SC Breach
08/05/2024	PT_402606 - Kria Energy Ehf	Credit	Yes	CCIN was not resolved within the T&S Code timeframes	Yes	(Invoice paid (€ 17,133.44))	Major
28/05/2024	PT_402606 - Kria Energy Ehf	Credit	Yes	CCIN was not resolved within the T&S Code timeframes	Yes	(Invoice paid € 27,128.24)	Major

Jun-24							
Ops Date indentified	PT Name	Issue Type	Default Letter Sent	Cause	Resolution	Closed	T & SC Breach
07/06/2024	PT_402606 - Kria Energy Ehf	Credit	Yes	CCIN was not resolved within the T&S Code timeframes	Yes	Decrease in required Collateral	Major
12/06/2024	PT_502559 - Quent ApS	Credit	Yes	CCIN was not resolved within the T&S Code timeframes	Yes	Decrease in required Collateral	Major
20/06/2024	PT_502559 - Quent ApS	Credit	Yes	CCIN was not resolved within the T&S Code timeframes	Yes	Decrease in required Collateral	Major

Table 26 – Credit Risk Management Default Notices (Major): April – June 2024

Market Operator Breaches

Month	Settlement Date	Periods Affected	Run Type	Quality or Timing	Party	Issue Type	Description	Cause	Resolution	T&SC Breach	Status
May	1st	1	Indicative	Timing	SEMO	Processing Issue	Issue with Instruction Profilers (IPs)	IP had to be re-run	IP issue resolved and Indicative completed late after target date	Minor	Closed
May	2nd	1	Indicative	Timing	SEMO	Processing Timeline	Processing backlog	Backlog from previously delayed runs	Backlog worked through and Indicative completed late after target date	Minor	Closed
May	7th	1	Indicative	Timing	SEMO	Late Settlement Data	Late Meter Data Provider (MDP) data	SONI MDP data received late	MDP data received and Indicative completed late on target date	Minor	Closed
May	22nd	1	Indicative	Timing	SEMO	Late Settlement Data	Late Meter Data Provider (MDP) data	MRSO MDP data received late	MDP data received and Indicative completed late after target date	Minor	Closed
Jun	1st - 3rd	3	Indicative	Timing	SEMO	Late Settlement Data	Late Meter Data Provider (MDP) data	MRSO MDP data received late	MDP data received and Indicatives completed late after target date	Minor	Closed

Table 27 - Delays to Indicative Settlement: April - June 2024

Month	Settlement Date	Periods Affected	Run Type	Quality or Timing	Party	Issue Type	Description	Cause	Resolution	T&SC Breach	Status
Apr	30th	1	Initial	Timing	SEMO	Processing Timeline	Overrun of processing time required	Processing delayed due to competing processes running in parallel	Processing continued and Initial completed late on target date	Minor	Closed

Table 28 - Delays to Initial Settlement: April - June 2024

Non - Publications	Date	Time	Reason
Yes	30/04/2024	3,30pm	Non-receipt of IMD3 Results
Yes	22/05/2024	3,30pm	Non-receipt of IMD3 Results
Yes	13/06/2024	3,30pm	Non-receipt of IMD3 Results

Table 29 – Credit Risk Management (Major): April - June 2024

11 Appendix B: Historical Settlement Information

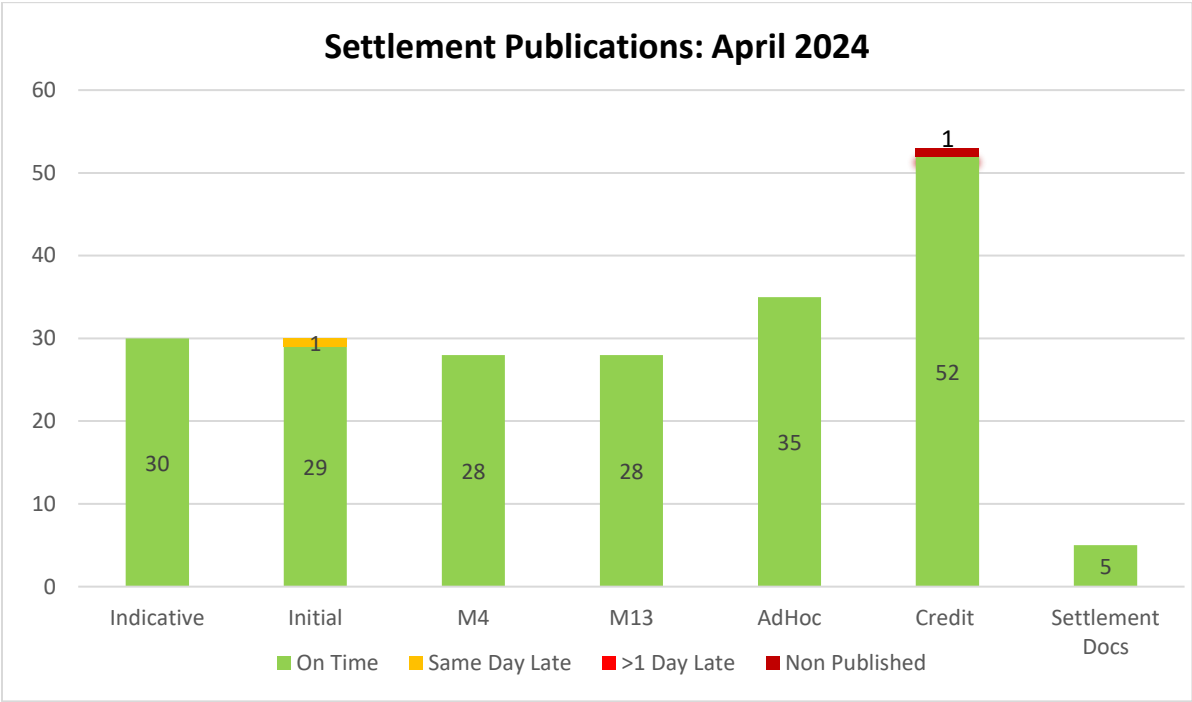


Figure 13 - Settlement Information April 2024

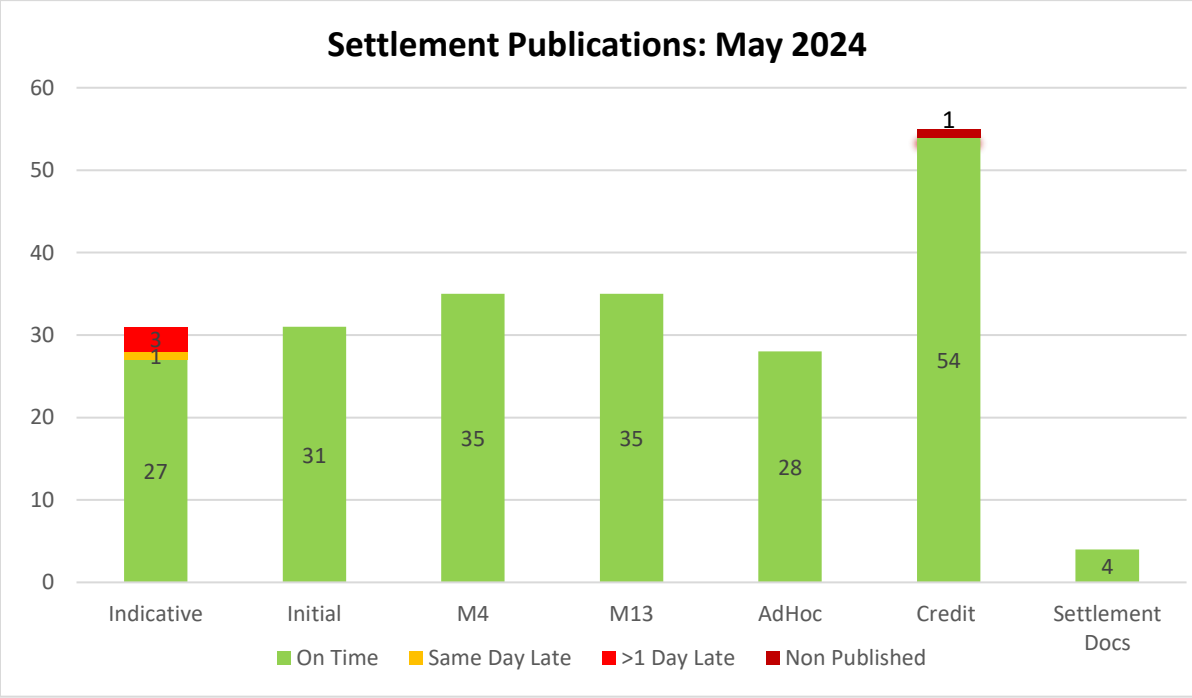


Figure 14 - Settlement Information May 2024

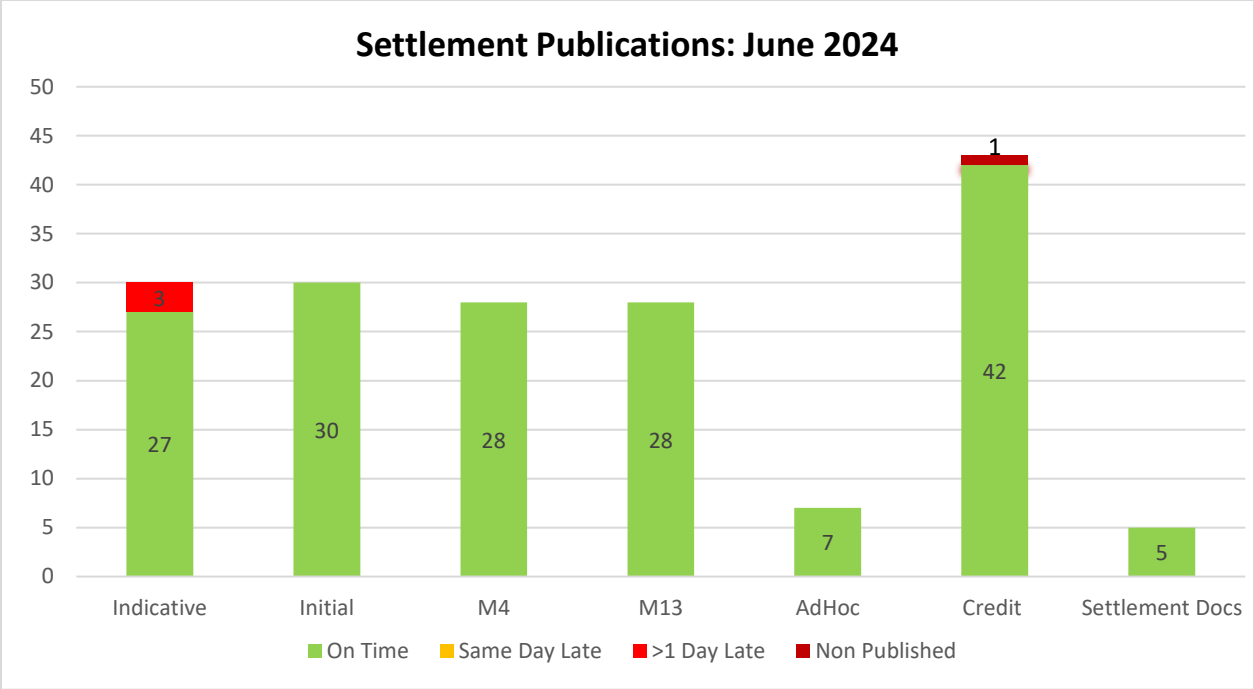


Figure 15 - Settlement Information June 2024

12 Appendix C: Settlement Publication Timings

Indicative Settlement

Operational Date	Market	Run	Period End Date	Target Date & Time	Publish Date & Time
02/04/2024	BALIMB	Indicative	01/04/2024	02/04/2024 17:00	02/04/2024 16:46
03/04/2024	BALIMB	Indicative	02/04/2024	03/04/2024 17:00	03/04/2024 16:24
04/04/2024	BALIMB	Indicative	03/04/2024	04/04/2024 17:00	04/04/2024 16:22
05/04/2024	BALIMB	Indicative	04/04/2024	05/04/2024 17:00	05/04/2024 16:09
08/04/2024	BALIMB	Indicative	05/04/2024	08/04/2024 17:00	08/04/2024 14:50
08/04/2024	BALIMB	Indicative	06/04/2024	08/04/2024 17:00	08/04/2024 15:07
08/04/2024	BALIMB	Indicative	07/04/2024	08/04/2024 17:00	08/04/2024 16:07
09/04/2024	BALIMB	Indicative	08/04/2024	09/04/2024 17:00	09/04/2024 16:02
10/04/2024	BALIMB	Indicative	09/04/2024	10/04/2024 17:00	10/04/2024 16:15
11/04/2024	BALIMB	Indicative	10/04/2024	11/04/2024 17:00	11/04/2024 16:29
12/04/2024	BALIMB	Indicative	11/04/2024	12/04/2024 17:00	12/04/2024 16:08
15/04/2024	BALIMB	Indicative	12/04/2024	15/04/2024 17:00	15/04/2024 14:26
15/04/2024	BALIMB	Indicative	13/04/2024	15/04/2024 17:00	15/04/2024 14:43
15/04/2024	BALIMB	Indicative	14/04/2024	15/04/2024 17:00	15/04/2024 16:02
16/04/2024	BALIMB	Indicative	15/04/2024	16/04/2024 17:00	16/04/2024 16:10
17/04/2024	BALIMB	Indicative	16/04/2024	17/04/2024 17:00	17/04/2024 15:58
18/04/2024	BALIMB	Indicative	17/04/2024	18/04/2024 17:00	18/04/2024 16:05
19/04/2024	BALIMB	Indicative	18/04/2024	19/04/2024 17:00	19/04/2024 16:27
22/04/2024	BALIMB	Indicative	19/04/2024	22/04/2024 17:00	22/04/2024 14:27
22/04/2024	BALIMB	Indicative	20/04/2024	22/04/2024 17:00	22/04/2024 14:39
22/04/2024	BALIMB	Indicative	21/04/2024	22/04/2024 17:00	22/04/2024 16:17
23/04/2024	BALIMB	Indicative	22/04/2024	23/04/2024 17:00	23/04/2024 16:00
24/04/2024	BALIMB	Indicative	23/04/2024	24/04/2024 17:00	24/04/2024 16:00
25/04/2024	BALIMB	Indicative	24/04/2024	25/04/2024 17:00	25/04/2024 16:03
26/04/2024	BALIMB	Indicative	25/04/2024	26/04/2024 17:00	26/04/2024 16:00
29/04/2024	BALIMB	Indicative	26/04/2024	29/04/2024 17:00	29/04/2024 14:16
29/04/2024	BALIMB	Indicative	27/04/2024	29/04/2024 17:00	29/04/2024 14:36
29/04/2024	BALIMB	Indicative	28/04/2024	29/04/2024 17:00	29/04/2024 16:01
30/04/2024	BALIMB	Indicative	29/04/2024	30/04/2024 17:00	30/04/2024 16:36
01/05/2024	BALIMB	Indicative	30/04/2024	01/05/2024 17:00	01/05/2024 16:06

Table 30 – Indicative Settlement Publication times April 2024

Operational Date	Market	Run	Period End Date	Target Date & Time	Publish Date & Time
02/05/2024	BALIMB	Indicative	01/05/2024	02/05/2024 17:00	07/05/2024 12:30
03/05/2024	BALIMB	Indicative	02/05/2024	03/05/2024 17:00	07/05/2024 12:46
07/05/2024	BALIMB	Indicative	03/05/2024	07/05/2024 17:00	07/05/2024 14:36
07/05/2024	BALIMB	Indicative	04/05/2024	07/05/2024 17:00	07/05/2024 14:53
07/05/2024	BALIMB	Indicative	05/05/2024	07/05/2024 17:00	07/05/2024 15:10
07/05/2024	BALIMB	Indicative	06/05/2024	07/05/2024 17:00	07/05/2024 16:00
08/05/2024	BALIMB	Indicative	07/05/2024	08/05/2024 17:00	08/05/2024 17:53
09/05/2024	BALIMB	Indicative	08/05/2024	09/05/2024 17:00	09/05/2024 16:04
10/05/2024	BALIMB	Indicative	09/05/2024	10/05/2024 17:00	10/05/2024 16:00
13/05/2024	BALIMB	Indicative	10/05/2024	13/05/2024 17:00	13/05/2024 14:26
13/05/2024	BALIMB	Indicative	11/05/2024	13/05/2024 17:00	13/05/2024 14:44
13/05/2024	BALIMB	Indicative	12/05/2024	13/05/2024 17:00	13/05/2024 16:00
14/05/2024	BALIMB	Indicative	13/05/2024	14/05/2024 17:00	14/05/2024 16:03
15/05/2024	BALIMB	Indicative	14/05/2024	15/05/2024 17:00	15/05/2024 16:01
16/05/2024	BALIMB	Indicative	15/05/2024	16/05/2024 17:00	16/05/2024 16:19
17/05/2024	BALIMB	Indicative	16/05/2024	17/05/2024 17:00	17/05/2024 16:09
20/05/2024	BALIMB	Indicative	17/05/2024	20/05/2024 17:00	20/05/2024 14:18
20/05/2024	BALIMB	Indicative	18/05/2024	20/05/2024 17:00	20/05/2024 14:35
20/05/2024	BALIMB	Indicative	19/05/2024	20/05/2024 17:00	20/05/2024 16:00
21/05/2024	BALIMB	Indicative	20/05/2024	21/05/2024 17:00	21/05/2024 16:02
22/05/2024	BALIMB	Indicative	21/05/2024	22/05/2024 17:00	22/05/2024 16:38
23/05/2024	BALIMB	Indicative	22/05/2024	23/05/2024 17:00	24/05/2024 12:16
24/05/2024	BALIMB	Indicative	23/05/2024	24/05/2024 17:00	24/05/2024 16:40
28/05/2024	BALIMB	Indicative	24/05/2024	28/05/2024 17:00	28/05/2024 09:13
28/05/2024	BALIMB	Indicative	25/05/2024	28/05/2024 17:00	28/05/2024 09:41
28/05/2024	BALIMB	Indicative	26/05/2024	28/05/2024 17:00	28/05/2024 09:59
28/05/2024	BALIMB	Indicative	27/05/2024	28/05/2024 17:00	28/05/2024 15:56
29/05/2024	BALIMB	Indicative	28/05/2024	29/05/2024 17:00	29/05/2024 16:00
30/05/2024	BALIMB	Indicative	29/05/2024	30/05/2024 17:00	30/05/2024 16:02
31/05/2024	BALIMB	Indicative	30/05/2024	31/05/2024 17:00	31/05/2024 16:06
04/06/2024	BALIMB	Indicative	31/05/2024	04/06/2024 17:00	04/06/2024 10:06

Table 31 – Indicative Settlement Publication times May 2024

Operational Date	Market	Run	Period End Date	Target Date & Time	Publish Date & Time
04/06/2024	BALIMB	Indicative	01/06/2024	04/06/2024 17:00	05/06/2024 11:16
04/06/2024	BALIMB	Indicative	02/06/2024	04/06/2024 17:00	05/06/2024 15:15
04/06/2024	BALIMB	Indicative	03/06/2024	04/06/2024 17:00	05/06/2024 15:29
05/06/2024	BALIMB	Indicative	04/06/2024	05/06/2024 17:00	05/06/2024 16:39
06/06/2024	BALIMB	Indicative	05/06/2024	06/06/2024 17:00	06/06/2024 16:10
07/06/2024	BALIMB	Indicative	06/06/2024	07/06/2024 17:00	07/06/2024 15:39
10/06/2024	BALIMB	Indicative	07/06/2024	10/06/2024 17:00	10/06/2024 14:44
10/06/2024	BALIMB	Indicative	08/06/2024	10/06/2024 17:00	10/06/2024 15:09
10/06/2024	BALIMB	Indicative	09/06/2024	10/06/2024 17:00	10/06/2024 16:00
11/06/2024	BALIMB	Indicative	10/06/2024	11/06/2024 17:00	11/06/2024 16:05
12/06/2024	BALIMB	Indicative	11/06/2024	12/06/2024 17:00	12/06/2024 16:00
13/06/2024	BALIMB	Indicative	12/06/2024	13/06/2024 17:00	13/06/2024 16:11
14/06/2024	BALIMB	Indicative	13/06/2024	14/06/2024 17:00	14/06/2024 16:05
17/06/2024	BALIMB	Indicative	14/06/2024	17/06/2024 17:00	17/06/2024 14:24
17/06/2024	BALIMB	Indicative	15/06/2024	17/06/2024 17:00	17/06/2024 14:42
17/06/2024	BALIMB	Indicative	16/06/2024	17/06/2024 17:00	17/06/2024 16:07
18/06/2024	BALIMB	Indicative	17/06/2024	18/06/2024 17:00	18/06/2024 16:12
19/06/2024	BALIMB	Indicative	18/06/2024	19/06/2024 17:00	19/06/2024 16:10
20/06/2024	BALIMB	Indicative	19/06/2024	20/06/2024 17:00	20/06/2024 16:07
21/06/2024	BALIMB	Indicative	20/06/2024	21/06/2024 17:00	21/06/2024 16:00
24/06/2024	BALIMB	Indicative	21/06/2024	24/06/2024 17:00	24/06/2024 14:23
24/06/2024	BALIMB	Indicative	22/06/2024	24/06/2024 17:00	24/06/2024 14:39
24/06/2024	BALIMB	Indicative	23/06/2024	24/06/2024 17:00	24/06/2024 16:01
25/06/2024	BALIMB	Indicative	24/06/2024	25/06/2024 17:00	25/06/2024 16:07
26/06/2024	BALIMB	Indicative	25/06/2024	26/06/2024 17:00	26/06/2024 16:01
27/06/2024	BALIMB	Indicative	26/06/2024	27/06/2024 17:00	27/06/2024 16:01
28/06/2024	BALIMB	Indicative	27/06/2024	28/06/2024 17:00	28/06/2024 16:01
01/07/2024	BALIMB	Indicative	28/06/2024	01/07/2024 17:00	01/07/2024 14:23
01/07/2024	BALIMB	Indicative	29/06/2024	01/07/2024 17:00	01/07/2024 14:41
01/07/2024	BALIMB	Indicative	30/06/2024	01/07/2024 17:00	01/07/2024 16:15

Table 32 – Indicative Settlement Publication times June 2024

Initial Settlement

Operational Date	Market	Run	Period End Date	Target Date & Time	Publish Date & Time
08/04/2024	BALIMB	Initial	01/04/2024	08/04/2024 12:00	08/04/2024 11:13
09/04/2024	BALIMB	Initial	02/04/2024	09/04/2024 12:00	09/04/2024 11:01
10/04/2024	BALIMB	Initial	03/04/2024	10/04/2024 12:00	10/04/2024 11:00
11/04/2024	BALIMB	Initial	04/04/2024	11/04/2024 12:00	11/04/2024 11:02
12/04/2024	BALIMB	Initial	05/04/2024	12/04/2024 12:00	11/04/2024 16:08
12/04/2024	BALIMB	Initial	06/04/2024	12/04/2024 12:00	11/04/2024 16:24
12/04/2024	BALIMB	Initial	07/04/2024	12/04/2024 12:00	12/04/2024 11:03
15/04/2024	BALIMB	Initial	08/04/2024	15/04/2024 12:00	15/04/2024 11:52
16/04/2024	BALIMB	Initial	09/04/2024	16/04/2024 12:00	16/04/2024 11:03
17/04/2024	BALIMB	Initial	10/04/2024	17/04/2024 12:00	17/04/2024 11:20
18/04/2024	BALIMB	Initial	11/04/2024	18/04/2024 12:00	18/04/2024 11:02
19/04/2024	BALIMB	Initial	12/04/2024	19/04/2024 12:00	18/04/2024 15:53
19/04/2024	BALIMB	Initial	13/04/2024	19/04/2024 12:00	18/04/2024 16:45
19/04/2024	BALIMB	Initial	14/04/2024	19/04/2024 12:00	19/04/2024 11:51
22/04/2024	BALIMB	Initial	15/04/2024	22/04/2024 12:00	22/04/2024 10:59
23/04/2024	BALIMB	Initial	16/04/2024	23/04/2024 12:00	23/04/2024 11:02
24/04/2024	BALIMB	Initial	17/04/2024	24/04/2024 12:00	24/04/2024 11:02
25/04/2024	BALIMB	Initial	18/04/2024	25/04/2024 12:00	25/04/2024 11:00
26/04/2024	BALIMB	Initial	19/04/2024	26/04/2024 12:00	25/04/2024 13:55
26/04/2024	BALIMB	Initial	20/04/2024	26/04/2024 12:00	25/04/2024 15:09
26/04/2024	BALIMB	Initial	21/04/2024	26/04/2024 12:00	26/04/2024 11:00
29/04/2024	BALIMB	Initial	22/04/2024	29/04/2024 12:00	29/04/2024 11:00
30/04/2024	BALIMB	Initial	23/04/2024	30/04/2024 12:00	30/04/2024 11:01
01/05/2024	BALIMB	Initial	24/04/2024	01/05/2024 12:00	01/05/2024 11:00
02/05/2024	BALIMB	Initial	25/04/2024	02/05/2024 12:00	02/05/2024 11:11
03/05/2024	BALIMB	Initial	26/04/2024	03/05/2024 12:00	03/05/2024 08:13
03/05/2024	BALIMB	Initial	27/04/2024	03/05/2024 12:00	03/05/2024 08:47
03/05/2024	BALIMB	Initial	28/04/2024	03/05/2024 12:00	03/05/2024 11:01
07/05/2024	BALIMB	Initial	29/04/2024	07/05/2024 12:00	07/05/2024 10:30
07/05/2024	BALIMB	Initial	30/04/2024	07/05/2024 12:00	07/05/2024 12:03

Table 33 – Initial Settlement Publication times April 2024

Operational Date	Market	Run	Period End Date	Target Date & Time	Publish Date & Time
08/05/2024	BALIMB	Initial	01/05/2024	08/05/2024 12:00	08/05/2024 11:21
09/05/2024	BALIMB	Initial	02/05/2024	09/05/2024 12:00	09/05/2024 11:07
10/05/2024	BALIMB	Initial	03/05/2024	10/05/2024 12:00	09/05/2024 14:41
10/05/2024	BALIMB	Initial	04/05/2024	10/05/2024 12:00	09/05/2024 15:10
10/05/2024	BALIMB	Initial	05/05/2024	10/05/2024 12:00	10/05/2024 10:16
13/05/2024	BALIMB	Initial	06/05/2024	13/05/2024 12:00	13/05/2024 11:00
14/05/2024	BALIMB	Initial	07/05/2024	14/05/2024 12:00	14/05/2024 11:00
15/05/2024	BALIMB	Initial	08/05/2024	15/05/2024 12:00	15/05/2024 11:04
16/05/2024	BALIMB	Initial	09/05/2024	16/05/2024 12:00	16/05/2024 11:01
17/05/2024	BALIMB	Initial	10/05/2024	17/05/2024 12:00	16/05/2024 17:29
17/05/2024	BALIMB	Initial	11/05/2024	17/05/2024 12:00	16/05/2024 17:48
17/05/2024	BALIMB	Initial	12/05/2024	17/05/2024 12:00	17/05/2024 11:01
20/05/2024	BALIMB	Initial	13/05/2024	20/05/2024 12:00	20/05/2024 11:01
21/05/2024	BALIMB	Initial	14/05/2024	21/05/2024 12:00	21/05/2024 11:01
22/05/2024	BALIMB	Initial	15/05/2024	22/05/2024 12:00	22/05/2024 10:30
23/05/2024	BALIMB	Initial	16/05/2024	23/05/2024 12:00	23/05/2024 11:00
24/05/2024	BALIMB	Initial	17/05/2024	24/05/2024 12:00	23/05/2024 13:46
24/05/2024	BALIMB	Initial	18/05/2024	24/05/2024 12:00	23/05/2024 14:37
24/05/2024	BALIMB	Initial	19/05/2024	24/05/2024 12:00	24/05/2024 11:00
28/05/2024	BALIMB	Initial	20/05/2024	28/05/2024 12:00	28/05/2024 09:20
28/05/2024	BALIMB	Initial	21/05/2024	28/05/2024 12:00	28/05/2024 11:00
29/05/2024	BALIMB	Initial	22/05/2024	29/05/2024 12:00	29/05/2024 11:00
30/05/2024	BALIMB	Initial	23/05/2024	30/05/2024 12:00	30/05/2024 11:01
31/05/2024	BALIMB	Initial	24/05/2024	31/05/2024 12:00	30/05/2024 15:15
31/05/2024	BALIMB	Initial	25/05/2024	31/05/2024 12:00	30/05/2024 15:45
31/05/2024	BALIMB	Initial	26/05/2024	31/05/2024 12:00	31/05/2024 11:00
04/06/2024	BALIMB	Initial	27/05/2024	04/06/2024 12:00	04/06/2024 09:04
04/06/2024	BALIMB	Initial	28/05/2024	04/06/2024 12:00	04/06/2024 11:10
05/06/2024	BALIMB	Initial	29/05/2024	05/06/2024 12:00	05/06/2024 11:00
06/06/2024	BALIMB	Initial	30/05/2024	06/06/2024 12:00	06/06/2024 11:01
07/06/2024	BALIMB	Initial	31/05/2024	07/06/2024 12:00	06/06/2024 15:16

Table 34 – Initial Settlement Publication times May 2024

Operational Date	Market	Run	Period End Date	Target Date & Time	Publish Date & Time
07/06/2024	BALIMB	Initial	01/06/2024	07/06/2024 12:00	06/06/2024 15:34
07/06/2024	BALIMB	Initial	02/06/2024	07/06/2024 12:00	07/06/2024 11:00
10/06/2024	BALIMB	Initial	03/06/2024	10/06/2024 12:00	10/06/2024 11:01
11/06/2024	BALIMB	Initial	04/06/2024	11/06/2024 12:00	11/06/2024 11:02
12/06/2024	BALIMB	Initial	05/06/2024	12/06/2024 12:00	12/06/2024 11:00
13/06/2024	BALIMB	Initial	06/06/2024	13/06/2024 12:00	13/06/2024 11:00
14/06/2024	BALIMB	Initial	07/06/2024	14/06/2024 12:00	13/06/2024 14:34
14/06/2024	BALIMB	Initial	08/06/2024	14/06/2024 12:00	13/06/2024 15:18
14/06/2024	BALIMB	Initial	09/06/2024	14/06/2024 12:00	14/06/2024 11:12
17/06/2024	BALIMB	Initial	10/06/2024	17/06/2024 12:00	17/06/2024 11:00
18/06/2024	BALIMB	Initial	11/06/2024	18/06/2024 12:00	18/06/2024 11:01
19/06/2024	BALIMB	Initial	12/06/2024	19/06/2024 12:00	19/06/2024 11:00
20/06/2024	BALIMB	Initial	13/06/2024	20/06/2024 12:00	20/06/2024 11:03
21/06/2024	BALIMB	Initial	14/06/2024	21/06/2024 12:00	20/06/2024 14:41
21/06/2024	BALIMB	Initial	15/06/2024	21/06/2024 12:00	20/06/2024 15:03
21/06/2024	BALIMB	Initial	16/06/2024	21/06/2024 12:00	21/06/2024 11:02
24/06/2024	BALIMB	Initial	17/06/2024	24/06/2024 12:00	24/06/2024 11:00
25/06/2024	BALIMB	Initial	18/06/2024	25/06/2024 12:00	25/06/2024 11:00
26/06/2024	BALIMB	Initial	19/06/2024	26/06/2024 12:00	26/06/2024 11:01
27/06/2024	BALIMB	Initial	20/06/2024	27/06/2024 12:00	27/06/2024 11:01
28/06/2024	BALIMB	Initial	21/06/2024	28/06/2024 12:00	27/06/2024 14:57
28/06/2024	BALIMB	Initial	22/06/2024	28/06/2024 12:00	27/06/2024 15:55
28/06/2024	BALIMB	Initial	23/06/2024	28/06/2024 12:00	28/06/2024 11:04
01/07/2024	BALIMB	Initial	24/06/2024	01/07/2024 12:00	01/07/2024 11:00
02/07/2024	BALIMB	Initial	25/06/2024	02/07/2024 12:00	02/07/2024 11:00
03/07/2024	BALIMB	Initial	26/06/2024	03/07/2024 12:00	03/07/2024 11:01
04/07/2024	BALIMB	Initial	27/06/2024	04/07/2024 12:00	04/07/2024 11:00
05/07/2024	BALIMB	Initial	28/06/2024	05/07/2024 12:00	04/07/2024 16:11
05/07/2024	BALIMB	Initial	29/06/2024	05/07/2024 12:00	04/07/2024 16:31
05/07/2024	BALIMB	Initial	30/06/2024	05/07/2024 12:00	05/07/2024 11:01

Table 35 – Initial Settlement Publication times June 2024

13 Appendix D: List of Queries by Type

Date Sent	Due Date	Query Ref No.	Charge Component
04/04/2024	01/05/2024	#18784	CIMB
05/04/2024	02/05/2024	#18800	CCP
08/04/2024	03/05/2024	#18818	CFC
16/04/2024	14/05/2024	#18888	CDISCOUNT
18/04/2024	16/05/2024	#18905	CIMB
23/04/2024	21/05/2024	#18935	CUNIMB
13/05/2024	10/06/2024	#19108	CIMB
13/05/2024	10/06/2024	#19109	CIMB
14/05/2024	11/06/2024	#19124	CPREMIUM
17/05/2024	14/06/2024	#19147	CFC
21/05/2024	02/07/2024	#19172	CCP
30/05/2024	27/06/2024	#19248	CCP
06/06/2024	03/07/2024	#19307	CFC
14/06/2024	11/07/2024	#19370	CCP
14/06/2024	11/07/2024	#19374	CCP
25/06/2024	24/07/2024	#19435	CCP

Table 36 - Upheld Queries: April – June 2024

Date Sent	Due Date	Query Ref No.	Charge Component
02/04/2024	29/04/2024	#18766	CUNIMB
02/04/2024	29/04/2024	#18767	CUNIMB
17/04/2024	15/05/2024	#18899	CUNIMB
23/04/2024	06/06/2024	#18946	CFC
25/04/2024	10/06/2024	#18962	CUNIMB
13/05/2024	10/06/2024	#19106	CIMB
24/05/2024	21/06/2024	#19213	CIMB
30/05/2024	27/06/2024	#19249	CCP
30/05/2024	27/06/2024	#19252	CCP
07/06/2024	04/07/2024	#19313	CFC

Table 37 – Not Upheld Queries: April – June 2024

Date Sent	Due Date	Query Ref No.	Charge Component
04/06/2024	17/07/2024	#19278	CDISCOUNT
18/06/2024	17/07/2024	#19394	CDISCOUNT
19/06/2024	18/07/2024	#19403	CCURL
21/06/2024	22/07/2024	#19418	CIMB
27/06/2024	24/07/2024	#19458	CDISCOUNT

Table 38 – Under review Queries: April – June 2024

Date Sent	Due Date	Query Ref No.	Charge Component
01/05/2024	30/05/2024	#18995	CIMB

Table 39 – Withdrawn Queries: April – June 2024