



Market Operator's Performance Report

April 2020

Contents

Contents.....	2
Executive Summary.....	4
1 Joining and Terminating Parties and Units	5
1.1 Balancing Market	5
1.1 Termination of Participants.....	5
1.2 Suspension of Participants	5
2 Trading and Settlement Code Breaches	6
3 Balancing Market Settlements.....	7
3.1 Indicative and Initial Settlement Runs	7
3.2 Settlement Documents	8
3.3 M+4 and M+13 Resettlement	9
4 Financial Statistics.....	10
4.1 Cash Flow positions for Balancing Market, Capacity Market and Market Operator Charges.....	10
4.2 Financial Changes between Initial Settlement and Subsequent Reruns	11
5 Query Management.....	13
5.1 General Queries	13
5.2 Settlement Queries	13
5.3 Disputes.....	14
6 Imbalance Price.....	15
6.1 Imbalance Price	15
6.2 Exchange Rate	17
6.3 Imbalance Price Generation and Backup Price	17
7 Modifications	18
7.1 Balancing Market – Trading & Settlement Code Modification Management	18
7.2 Balancing Market - Modifications Process Development.....	18
8 Central Systems.....	20
8.1 System Releases	20
8.2 System Availability	20
8.3 Known Issues Report	20

8.4	Limited Communication Failure (LCF), General Communication Failure (GCF) and General System Failure (GSF).....	21
9	Appendix A: Trading and Settlement Code Breaches.....	22
10	Appendix B: Historical Settlement Information.....	26
11	Appendix C: Settlement Publication Timings.....	31
12	Appendix D: List of Queries by Type	33

Executive Summary

On 1 October 2018 the Integrated Single Electricity Market (I-SEM) went live and is now the enduring operational electricity market in Ireland and Northern Ireland.

This Single Electricity Market Operator's (SEMO) performance report covers the month of operation of April 2020 and is published in accordance with section B16.2 of the Trading and Settlement Code and the SEM Committee decision paper issued for the Legacy SEM market.

During the month of April 2020:

- There were 39 late publications of Indicative and Initial Settlement runs as per the Trading and Settlement Code timelines
- 3 out of 4 Settlement Documents issued on time
- KIR ID #162,950 : MMS (Market Management Systems) application issue for settlements data had a significant impact on settlement publication timelines for April 2020
- There were 5 payment defaults by Participants
- There were 6 new units registered in the market, and 0 new parties joined the market
- There were no Credit default by Participants as per the Trading and Settlement code timelines
- 221 general queries were received and 213 general queries were resolved, with 75 in progress

SEMO welcomes all comments on the contents of this report. Comments should be sent preferably in email format to info@sem-o.com. The intention is for SEMO and the Regulatory Authorities to consult on the framework for reporting based on comments and feedback received and to implement any revisions where necessary.

1 Joining and Terminating Parties and Units

1.1 Balancing Market

No new Parties went effective in the Market between 01 April and 30 April 2020.

The below units went effective in the Market between 01 April and 30 April 2020:

Party Name	Party ID	Participant ID	Unit ID	Effective Date
POWER NI	PY_000035	PT_500028	AU_500116	15/04/2020
POWER NI	PY_000035	PT_500028	GU_503850	15/04/2020
POWER NI	PY_000035	PT_500028	GU_503830	15/04/2020
POWER NI	PY_000035	PT_500028	GU_503840	15/04/2020
Statkraft Markets GmbH	PY_034046	PT_402540	GU_404010	01/04/2020
Statkraft Markets GmbH	PY_034046	PT_402540	GU_404300	08/04/2020

Table 1 – Registrations April 2020

The below units de-registered from the Market between 01 April and 30 April 2020:

Party Name	Party ID	Participant ID	Unit ID	Effective Date
Energia Customer Solutions NI Limited	PY_000042	PT_500030	GU_501120	15/04/2020
Crighshane Energy Limited	PY_000105	PT_500061	GU_501180	15/04/2020
Church Hill Energy Limited	PY_000104	PT_500062	GU_501170	15/04/2020
Ballywater Windfarms Limited	PY_000025	PT_400025	GU_400130	08/04/2020

Table 2 – De-Registrations April 2020

1.1 Termination of Participants

There were no terminating parties in April 2020.

1.2 Suspension of Participants

No Suspension Orders were issued by the Market Operator in April 2020.

2 Trading and Settlement Code Breaches

Breaches of the Trading and Settlement Code were noted in the following areas:

Trading and Settlement Code Breaches			
Area		Major	Minor
Data Providers		-	3
Market Participants	Clearing	5	-
	Credit Risk Management	0	-
Market Operator	Balancing Market Settlement	0	39
	Clearing	-	-
	Credit Risk Management	-	-
	Other	-	2
Total		5	44

Table 3 – Trading and Settlement Code Breaches

Further details of each of the Trading and Settlement Code breaches noted above are set out in **Appendix A**.

Key:

- Major Breach - late publishing of settlement documents, default notices issued for non-payment or similar.
- Minor Breach - deadlines not met, but no financial implication to Participants. This includes late posting of settlement runs.

3 Balancing Market Settlements

3.1 Indicative and Initial Settlement Runs

For Historical information please see Appendix B – Historical Settlement Information.

The following series of tables and graphs represents the publications of Indicative and Initial Settlement runs. Every working day SEMO is obliged to issue Indicative and Initial settlement run statements.

Settlement Runs completed 01/04/2020 – 30/04/2020		
	Indicative	Initial
On Time	9	12
Same Day Late	0	3
> 1 Day Late	21	15
Total runs	30	30

Table 4 - Settlement Runs completed 01/04/2020 - 30/04/2020

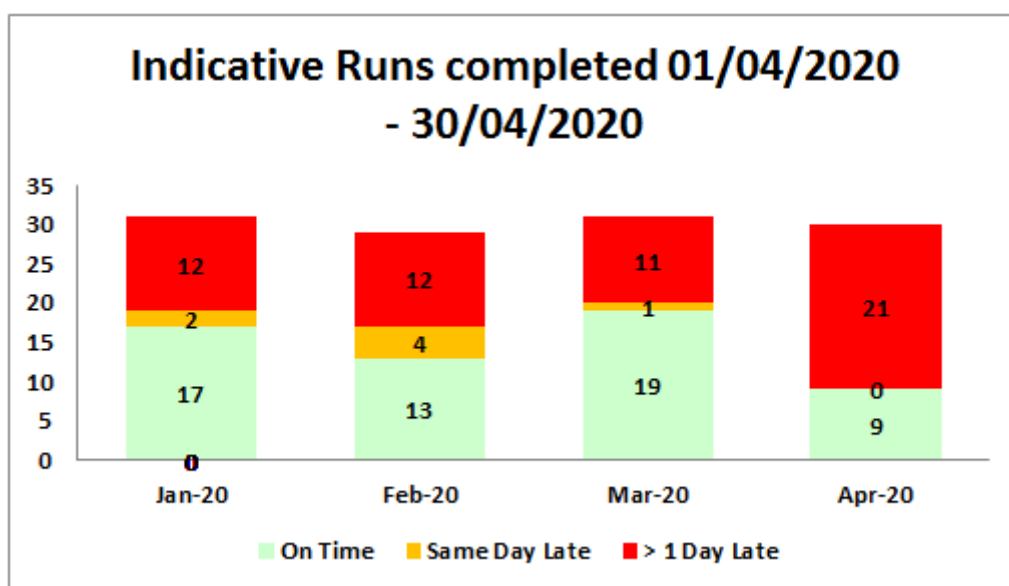


Figure 1 Indicative Settlement Runs Completed

Further details on publication times can be found in **Appendix C**

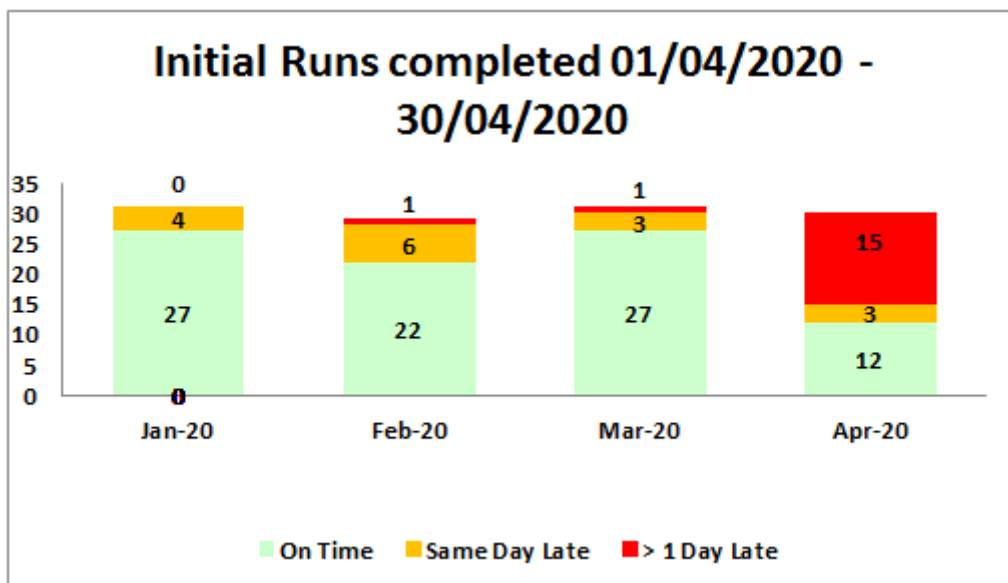


Figure 2 Initial Settlement Runs Completed

Further details on publication times can be found in **Appendix C**

3.2 Settlement Documents

The following table represents the publications of Initial Settlement Documents. SEMO is obliged to issue initial Settlement Documents 4 working days after the last day of the billing period.

Settlement Documents completed 01/04/2020 - 30/04/2020	
	No. of Weeks
On Time	3
Same Day Late	0
> 1 Day Late	1
Total runs	4

Table 5 - Settlement Documents completed 01/04/2020 - 30/04/2020

3.3 M+4 and M+13 Resettlement

M+4 Resettlement processing occurred on time for the month of April 2020 as scheduled in the Settlement Calendar.

M+13 Resettlement was delayed for week 3 2019 throughout the month of April 2020 and was not published as scheduled in the Settlement Calendar (see KIR #163430).

4 Financial Statistics

4.1 Cash Flow positions for Balancing Market, Capacity Market and Market Operator Charges

The Balancing Market reflects actions taken by the TSOs to keep the system balanced, for example, for differences between the market schedule and actual system demand. It determines the imbalance settlement price for settlement of these balancing actions. This includes any uninstructed deviations from a participant's notified ex-ante position. All data displayed in this section displays Initial data from 01 April 2020 to 30 April 2020.

- Positive values indicate Payments were greater than Charges
- Negative values indicate Charges were greater than Payments
- All figures are in Euro

Balancing Market Cash Flow Position		
Component	Component Name	€ Payment/Charge
CDISCOUNT	Discount Payment	4,519,881
CPREMIUM	Premium Payment	7,100,854
CFC	Fixed Cost Payment or Charge	1,941,404
CIMB	Imbalance Payment or Charge	-1,927,015
CAOOPO	Offer Price Only Accepted Offer Payment or Charge	-99,447
CCURL	Curtailment Payment or Charge	-67,336
CABBPO	Bid Price Only Accepted Bid Payment or Charge	11,773
CTEST	Testing Charge	-6,380
CDIFFCWD	Within-day Difference Charge	-15,535
CCA	Currency Adjustment Charge	-39,143
CUNIMB	Uninstructed Imbalance Charge	-83,457
CSOCDIFFP	Difference Payment Socialisation Charge	-279,928
CREV	Residual Error Volume Charge	-1,814,905
CIMP	Imperfections Charge	-27,188,284
Total		-17,947,519

Table 6 - Balancing Market Cash Flow Position

The Capacity Market is designed to help ensure that the generation capacity in Ireland and Northern Ireland (including Storage, Demand Side Units and Interconnector capacity) is sufficient to meet demand and that the regulatory approved generation adequacy standard is satisfied.

Capacity Market Cash Flow Position		
Component	Component Name	€ Payment/Charge
CCP	Fixed Market Operator Charge Generator Units	28,242,900
CCC	Fixed Market Operator Charge Supplier Units	-25,447,983
Total		2,794,917

Table 7 - Capacity Market Cash Flow Position

Market Operator charges are used to recover the costs of administering the market.

Market Operator Charges		
Component	Component Name	€ Payment/Charge
CMOAU	Fixed Market Operator Charge Generator Units	-58,906
CMOAV	Fixed Market Operator Charge Supplier Units	-1,540
CVMO	Variable Market Operator Charge	-1,014,332
Total		-1,074,779

Table 8 - Market Operator Charges

4.2 Financial Changes between Initial Settlement and Subsequent Reruns

During the month of April 2020:

- M+4 Resettlement has been completed for Settlement Dates 29/09/2019 to 16/11/2019
- M+13 Resettlement has been delayed during the month of April (KIR #163430).

The tables below display the differences between the previous settlement run and the most recent resettlement run (either M+4 or M+13). The differences are then rolled up to the component charge level and combined for both M+4 and M+13.

Balancing Market Resettlement	
Component	Difference
CPREMIUM	€236,267
CFC	-€653,085
CDIFFCNP	€0
CDIFFPIMB	€0
CABBPO	€1,301
CTEST	€0
CCA	€132
CCURL	-€472
CSOCDIFFP	€851
CREV	€15,730
CUNIMB	€81,159
CIMP	€100,113
CAOOPO	€1,386
CDIFFCWD	€539
CDISCOUNT	€192
CIMB	€720,021
Total	€504,135

Table 9 - Balancing Market Resettlement

Capacity Market Resettlement	
Component	Difference
CCP	€989,721
CCC	€76,346
Total	€1,066,067

Table 10 - Capacity Market Resettlement

Market Operator Charges Resettlement	
Component	Difference
CMOAV	€0
CMOAU	-€253
CVMO	€3,536
Total	€3,283

Table 11 - Market Operator Charges Resettlement

Financial Statistics Disclaimer: the above information represents settlement data aggregated during the month in assessment, which may be different to the accounting data audited post settlement period.

5 Query Management

5.1 General Queries

The statistics presented in Table 10 - Helpdesk Query Statistics cover the month of April 2020.

Received	Resolved	Open
221	213	75

Table 12 – Helpdesk Query Statistics

The average resolution time for queries in April 2020 was 6.1 working days.

Definitions

- Resolved refers to queries resolved within April 2020, and includes queries raised before this time.
- Resolution Time (Working Days) refers to average time to resolve, in working days for this category of query. It is calculated based on all queries for the category, not just April 2020.
- Open refers to queries raised but not resolved as of 30th of April 2020.

5.2 Settlement Queries

There were 25 Formal Settlement queries raised in April 2020.

12 have been upheld, 9 are unresolved at this time and are currently under investigation, 4 queries were not upheld.

Topic (upheld Queries)	Number of Queries
CIMB	8
CUNIMB	3
CIMP	1

Table 13 – Upheld Settlement Queries by Topic

Further Details on Settlement queries that have been upheld can be found in **Appendix D**.

A full list of all unresolved Settlement queries raised in April 2020 can be found in **Appendix D**.

5.3 Disputes

Two Disputes have been raised in the month of April 2020.

6 Imbalance Price

6.1 Imbalance Price

There are two types of Imbalance Price referred to in this section; the Imbalance Price which is the price associated with a 5 Minute Imbalance Pricing Period; and secondly, an Imbalance Settlement Price which is calculated as the average of six 5 Minute Imbalance Prices for a corresponding 30 minute Imbalance Settlement Period.

Figure 3 below shows the Imbalance Settlement Prices for April 2020. All system calculated Imbalance Settlement Prices are published on this graph; both the Market Back Up Price and the 30 minute average of the Imbalance Price. The average Imbalance Settlement Price for April was €25.70.

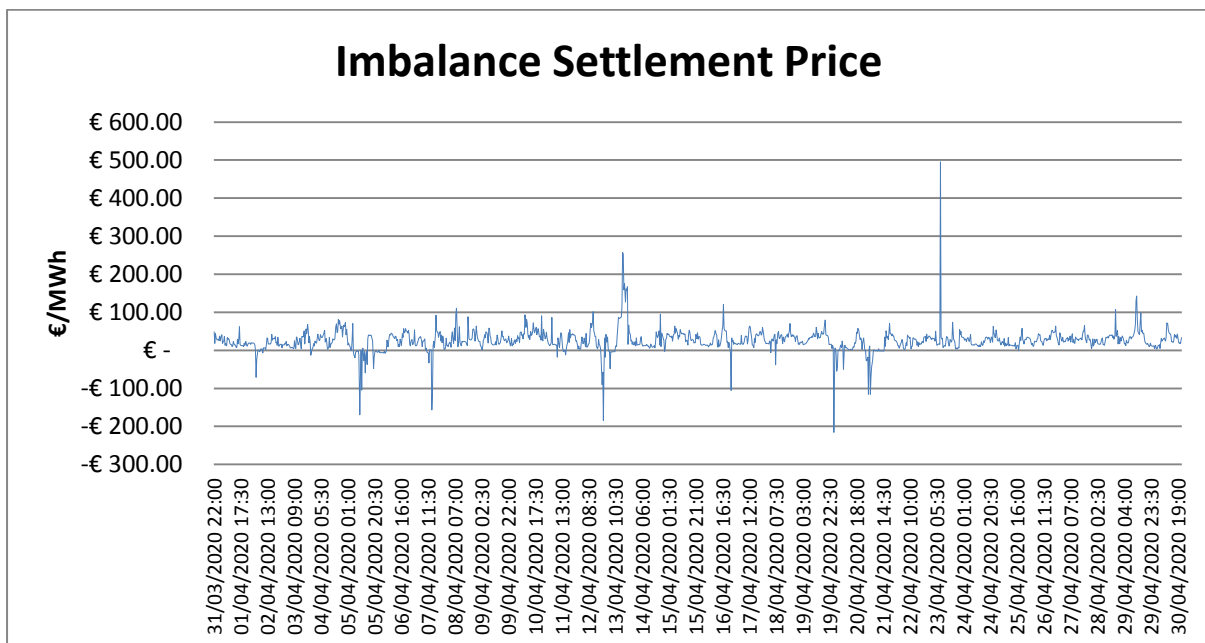


Figure 3 – Imbalance Settlement Price

Figure 4 below shows the Quantity Weighted Ex-Ante Price as a comparator to the Imbalance Settlement Price. The Quantity Weighted Ex-Ante Price is the value used by SEMO as the Market Back Up Price, should the Market Operator not be able to calculate an Imbalance Settlement Price; based on the average of the six 5 Minute Imbalance Prices for a given Imbalance Settlement Period.

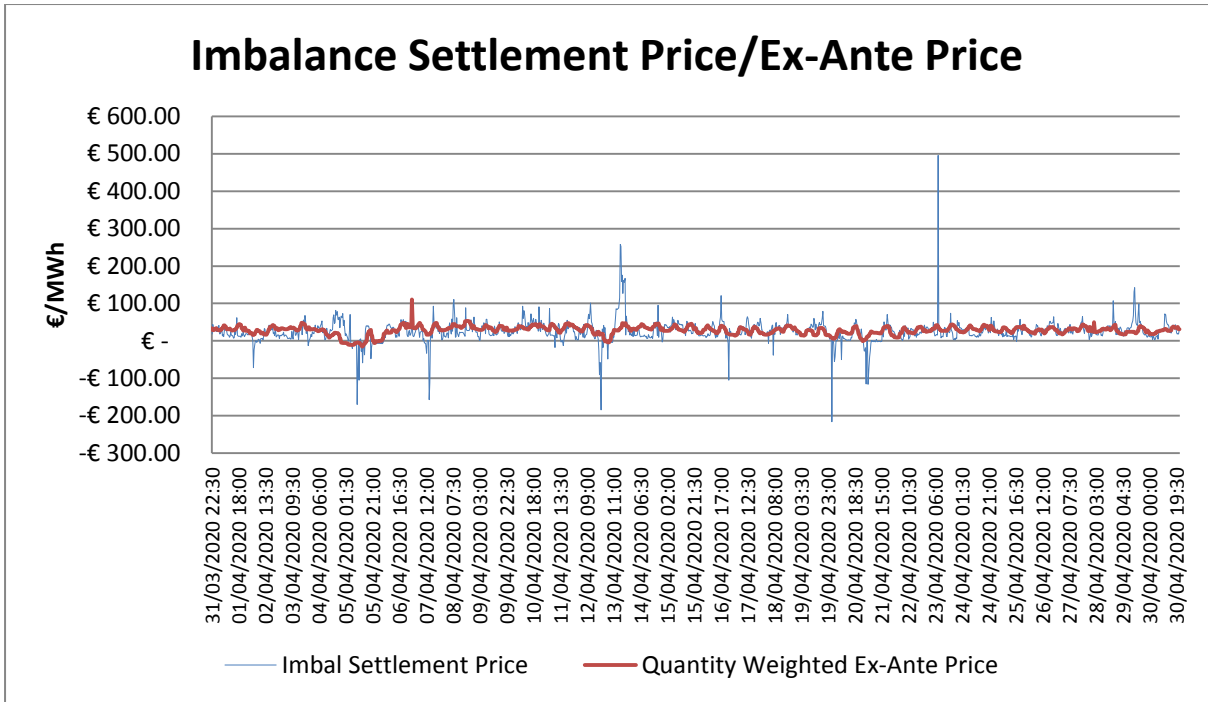


Figure 4 – Imbalance Settlement Price & Quantity Weighted Ex-Ante Price Comparison

Figure 5 below highlights the monthly Highest, Lowest and Average half-hour Imbalance Prices for the period April 2020.

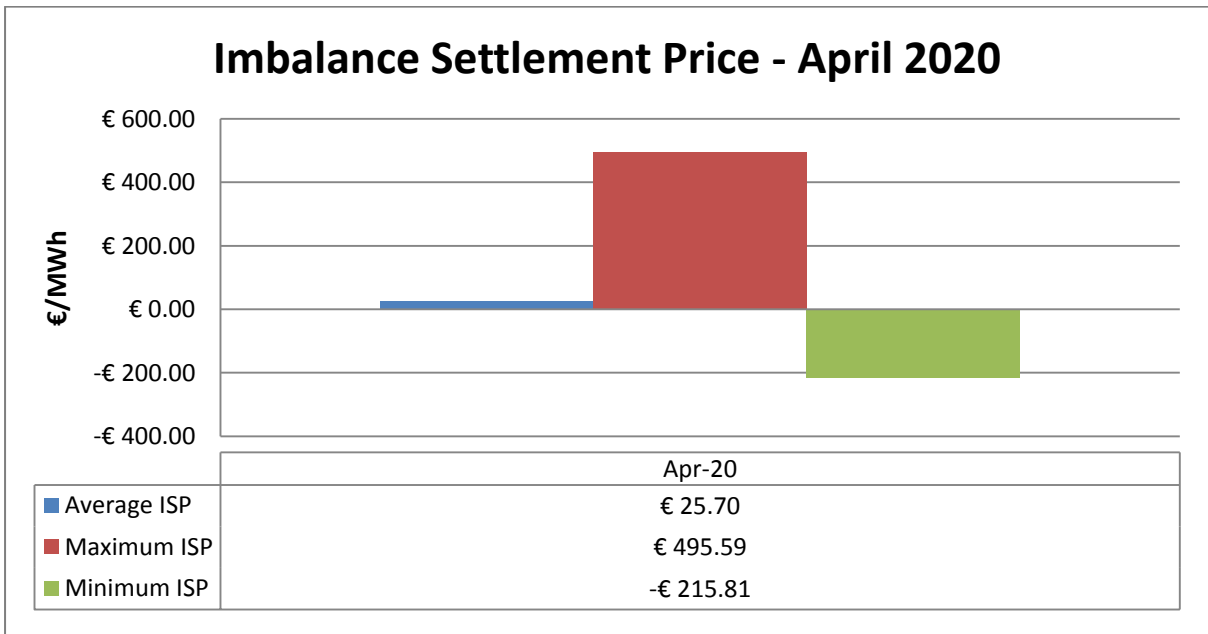


Figure 5 – Highest, Lowest and Average Imbalance Prices

6.2 Exchange Rate

The SEM is a dual currency market, Units based in Northern Ireland submit their Offer Data in GBP. All GBP Offer Data is converted to EUR as part of the Balancing Market price setting process. The GBP to EUR exchange rate is captured below in **Figure 6**.

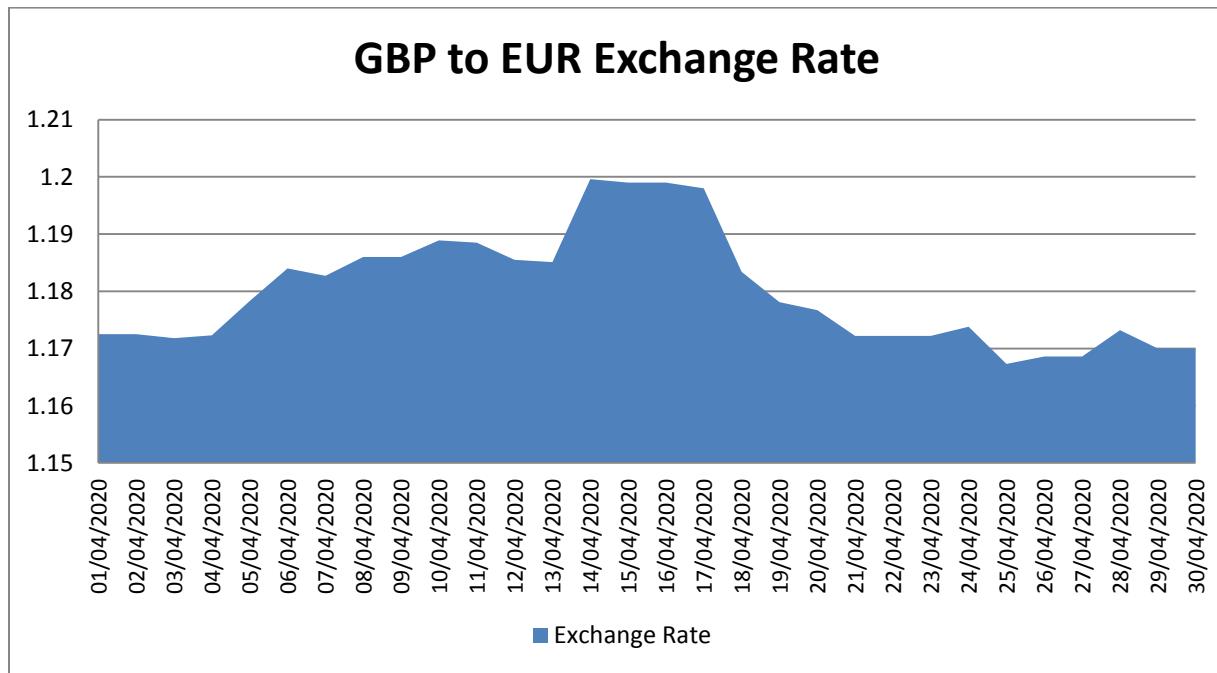


Figure 6 – GBP to EUR Exchange Rate

6.3 Imbalance Price Generation and Backup Price

The Market Back Up Price is calculated and published automatically by the Market Systems in the event that one or more 5 minute Imbalance Prices have not been calculated for an Imbalance Settlement Period. During this calendar Month there were 35 Market Back Up Prices and 11 Ex-Ante Prices published; as a result 223 missed Imbalance Prices¹.

¹ If one or more five minute Imbalance Prices are not published in one Imbalance Settlement Period, then the Market Back up Price is used as the corresponding Imbalance Settlement Price.

7 Modifications

7.1 Balancing Market – Trading & Settlement Code Modification Management

The tables that follow give an overview of the activity that has taken place between 1st April 2020 and 30th April 2020. Table 14 shows the dates and number of Modifications Committee Meetings and Working Groups that took place over this period.

Meeting	Date	Location
Modifications Committee Emergency Meeting 97B	16 th April 2020	Conference call
Modifications Committee Meeting 98	23 rd April 2020	Conference call

Table 14 - Balancing Market: Trading & Settlement Code Modifications Committee Meetings

At the Modifications Committee Meeting, decisions are made with regard to progressing various Modification Proposals. Table 15 gives an outline of the amount of activity that has taken place over this period.

Modification Proposal Activity	Total
Raised	4
Alternative Versions raised	0
Withdrawn	0
Deferred	5
Extension Granted	2
Recommended for Approval	1
Recommended for Rejection	2
Further Work Required	0
RA Decision Approved	1
RA Decision Rejected	0

Table 15 - Modification Proposal Activity

7.2 Balancing Market - Modifications Process Development

Modification Proposals were considered at bimonthly Modifications Committee Meetings alternating between Belfast and Dublin or conference call where applicable (see Table 14).

Full details of all modifications progressed during the year are available in the [Balancing Market Modifications section](#) of the SEMO website

Recommended for Approval

- Mod_05_20 Provisions for the Settlement of CEADSU

Recommended for Rejection

- Mod_14_19 Interconnector representation on the Modifications Committee
- Mod_03_20 Temporary Modification to Section B.18.3.2 to introduce an RA approval process for all Suspension Orders

RA Decision Approved

- Mod_03_20 Temporary Modification to Section B.18.3.2 to introduce an RA approval process for all Suspension Orders

8 Central Systems

8.1 System Releases

Release “E” was successfully deployed to the Market Systems on schedule on April 28th, 2020. The following table outlines the scope of the release:

Central Market Systems Release E			
#	CR Ref	Mod Ref	Description
1	CR094	N/A	Automatic Export of scheduling outputs following scheduling runs
2	CR076	Mod_05_19	Amendment to Uninstructed Imbalance Charge (CUNIMB) to correct for negative price scenarios
3	CR089	N/A	Use of Annual Capacity Exchange Rate in Settlement
4	CR118	N/A	Inclusion of Zeros in CSB Reports

Table 16 – Central Market Systems Release E

In addition this release also addressed sixty nine defects across the Balancing Market and Settlement systems.

8.2 System Availability

The table below gives the system availability values for the month of April 2020.

System / Application	Annual Availability %
Settlements (CSB)	100
MI	99.6%
MA	100
Reporting	99.6%
Website	100
Average System Availability	100

Table 17 - Monthly Availability

8.3 Known Issues Report

For details regarding system errors please refer to the latest Known Issues Report published on the [SEMO](#) website.

8.4 Limited Communication Failure (LCF), General Communication Failure (GCF) and General System Failure (GSF)

There were no LCFs during the month of April 2020.

There was 1 GCF during the month of April 2020.

There were no GSFs during the month of April 2020.

9 Appendix A: Trading and Settlement Code Breaches

Meter Data Provider Breaches

Ops Date Identified	Run Type	Issue	MDP Provider	Issue Type	Description	T&SC Breach	Status
01/04/2020	D+1	Timing	SONI	File submission of DI data	Delay of 14 mins	Minor	Closed
02/04/2020	D+1	Timing	SONI	File submission of DI data	Delay of 60 mins	Minor	Closed
01/04/2020 - 30/04/2020	M13	Timing	SONI	File submission of Metering data	Delayed for Month	Minor	Closed

Table 18 - Meter data provider breaches

Market Participant Breaches

PT name	Invoiced period	Market	Default issued due to	Default letter issued	T & SC Breach	Status
Just Energy (Ireland) Limited	MARCH_2020	MO	Timing	Yes	Major	Closed
Statkraft Markets GmbH	MARCH_2020	MO	Timing	Yes	Major	Closed
Church Hill Wind Farm Limited	MARCH_2020	MO	Timing	Yes	Major	Closed
Gruig Wind Farm Limited	MARCH_2020	MO	Timing	Yes	Major	Closed
Crighshane Wind Farm Limited	MARCH_2020	MO	Timing	Yes	Major	Closed

Table 19 - Clearing Default Notices

Market Operator Breaches

Ops Date Identified	Periods affected	Run Type	Quality or Timing	Party	Issue Type	Description	Cause	Resolution	T&SC Breach	Status
1st, 3rd - 5th, 8th - 10th, 26th, 30th	9	Indicative	Timing	SEMO	Processing Issue	Processing delayed	Effect of previous runs being delayed causing a delay to later runs	Processing backlog worked through	Minor	Closed
2nd	1	Indicative	Timing	SEMO	Dispatch Instruction import failed	Dispatch Instruction failed to be brought through with OUI Push	Dispatch Instruction failed to be brought through with OUI Push	Workaround implemented to run over-ride push after IP was ran again	Minor	Closed
11th - 16th	6	Indicative	Timing	SEMO	Processing Issue	Processing delayed	Processing delayed due to previous runs being delayed. Previous runs delayed due to IP issue KIR #162950	Processing backlog worked through	Minor	Closed
18th - 20th	3	Indicative	Timing	SEMO	Processing Issue	Processing Delayed	IP Push issue KIR #165167 creating a backlog of runs	Processing backlog worked through	Minor	Closed
25th	1	Indicative	Timing	SEMO	Processing Issue	Processing delayed	IP Issue	HRCS ran processing from backend	Minor	Closed
29th	1	Indicative	Timing	SEMO	Processing Issue	Processing Delayed	Time needed for testing the fix provided by ABB after release	Processing backlog worked through	Minor	Closed

Table 20 – Delays to Indicative Settlement

Ops Date Identified	Periods affected	Run Type	Quality or Timing	Party	Issue Type	Description	Cause	Resolution	T&SC Breach	Status
2nd	1	Initial	Timing	SEMO	Missing correct DI records	Missing DI import records within CSB	More time needed for testing of ABB fix KIR ID #162950	Correct DI imported and run processed	Minor	Closed
3rd - 8th, 12th, 25th - 29th	12	Initial	Timing	SEMO	Processing Issue	Processing delayed	Effect of previous runs being delayed causing a delay to later runs KIR ID #162950	Processing backlog worked through	Minor	Closed
15th	1	Initial	Timing	SEMO	ACTA submissions	Processing delayed	ACTAs resubmitted as they dropped off for the push/import	ACTAs resubmitted and run continued	Minor	Closed
24th	1	Initial	Timing	SEMO	Processing Issue	Processing Delayed	Time needed for testing the fix provided by ABB after	Processing backlog worked through	Minor	Closed
9th-11th	3	Initial	Timing	SEMO	KIR 162950	MMS (Market Management Systems) application issue for settlements data	Settlement system not importing a full set of data from MMS for Indicative and Initial for certain dates, the issue is affecting one import only.	Workaround is in place until issue can be resolved, which is been actively been worked on.	Minor	Closed

Table 21 – Delays to Initial Settlement

Ops Date Identified	Periods affected	Run Type	Quality or Timing	Party	Issue Type	Description	Cause	Resolution	T&SC Breach	Status
01/04/2020 - 30/04/2020	1	M13	Timing	SEMO	M13 processing timelines	M13 was not published for the month of April KIR #163430	IT are experiencing a technical issue with extracting M13 ACTA data (data time-out issue), and will need the issue resolved before the M13 data will be available again.	This is being actively worked on by the IT Team, with a software fix being worked on at the moment.	Minor	Closed

Table 22 – Delays to M13

Ops Date Identified	Periods affected	Run Type	Quality or Timing	Party	Issue Type	Description	Cause	Resolution	T&SC Breach	Status
14/04/2020	1	Settlement Documents	Timing	SEMO	KIR 162950	MMS (Market Management Systems) application issue for settlements data	Settlement system not importing a full set of data from MMS for Indicative and Initial for certain dates, the issue is affecting one	Workaround is in place until issue can be resolved, which is been actively been worked on.	Major	Closed

Table 23 – Delays to Settlement Document

10 Appendix B: Historical Settlement Information

Settlements : July 2019 data key process updates						
Settlement Dates	Run Category	Run Type	Runs to complete	On Time	Delayed – Same Day publication	Delayed > 1 Day
1 st – 31 st	Settlements	Indicative	31	17	4	10
1 st – 31 st	Settlements	Initial	31	29	2	-
Sep 30 th 2018 – Oct 27 th 2018	M+4 Resettlement	Weekly	28	28	-	-
1 st – 31 st	Credit Reports	Daily	66	66	-	-
1 st – 31 st	Payments In	Weekly	4	4	-	-
1 st – 31 st	Payments Out	Weekly	4	4	-	-
1 st -31 st	Settlement Documents	Weekly	4	4	-	-

Figure 7 - Settlement Information July 2019

Settlements : August 2019 data key process updates						
Settlement Dates	Run Category	Run Type	Runs to complete	On Time	Delayed – Same Day publication	Delayed > 1 Day
1 st – 31 st	Settlements	Indicative	31	19	3	8
1 st – 31 st	Settlements	Initial	31	28	3	-
Oct 28 th 2018 – Dec 1 st 2018	M+4 Resettlement	Weekly	28	28	-	-
1 st – 31 st	Credit Reports	Daily	66	66	-	-
1 st – 31 st	Payments In	Weekly	4	4	-	-
1 st – 31 st	Payments Out	Weekly	4	4	-	-
1 st – 31 st	Settlement Documents	Weekly	4	4	-	-

Figure 8 - Settlement Information August 2019

Settlements : Sep 2019 data process updates

Settlement Dates	Run Category	Run Type	Runs to complete	On Time	Delayed – Same Day publication	Delayed > 1 Day
1 st – 30 th	Settlements	Indicative	30	10	9	11
1 st – 30 th	Settlements	Initial	30	17	6	7
Dec 2 nd 2018 – Dec 29 th 2018	M+4 Resettlement	Weekly	28	28	-	-
1 st – 30 th	Credit Reports	Daily	66	66	-	-
1 st – 30 th	Payments In	Weekly	4	4	-	-
1 st – 30 th	Payments Out	Weekly	4	4	-	-
Aug 25 th – Sep 21 st	Settlement Documents	Weekly	4	1	2	1

Figure 9 - Settlement Information September 2019

Settlements : Oct 2019 data process updates

Settlement Dates	Run Category	Run Type	Runs to complete	On Time	Delayed – Same Day publication	Delayed > 1 Day
1 st – 31 st	Settlements	Indicative	31	12	-	19
1 st – 31 st	Settlements	Initial	31	18	4	9
6 th Jan 2019 – 2 nd Feb 2019	M+4 Resettlement	Weekly	28	28	-	-
1 st – 31 st	Credit Reports	Daily	66	66	-	-
1 st – 31 st	Payments In	Weekly	4	3	-	-
1 st – 31 st	Payments Out	Weekly	4	4	-	-
Sep 22 nd – Oct 19 th	Settlement Documents	Weekly	4	3	-	1

Figure 10 - Settlement Information October 2019

Settlements : Nov 2019 data process updates

Settlement Dates	Run Category	Run Type	Runs to complete	On Time	Delayed – Same Day publication	Delayed > 1 Day
1 st – 30 th	Settlements	Indicative	30	6	5	19
1 st – 30 th	Settlements	Initial	30	25	3	2
3 rd Feb 2019 – 9 th Mar	M+4 Resettlement	Weekly	28	28	-	-
30 th Sep – 19 th Oct 2018	M+13 Resettlement	Weekly	28	28	-	-
1 st – 30 th	Credit Reports	Daily	66	66	-	-
1 st – 30 th	Payments In	Weekly	4	4	-	-
1 st – 30 th	Payments Out	Weekly	4	4	-	-
Oct 20 th – Nov 23 rd	Settlement Documents	Weekly	4	4	-	-

Figure 11 - Settlement Information November 2019

Settlements : Dec 2019 data process updates

Settlement Dates	Run Category	Run Type	Runs to complete	On Time	Delayed – Same Day publication	Delayed > 1 Day
1 st – 31 st	Settlements	Indicative	31	20	2	9
1 st – 31 st	Settlements	Initial	31	27	3	1
10 th Mar – 30 th Mar	M+4 Resettlement	Weekly	21	21	-	-
21 st Oct 2018 – 11 th Nov 2018	M+13 Resettlement	Weekly	21	14	-	1
1 st – 31 st	Credit Reports	Daily	46	45	-	1
1 st – 31 st	Payments In	Weekly	4	4	-	-
1 st – 31 st	Payments Out	Weekly	4	4	-	-
Nov 24 th – Dec 14 th	Settlement Documents	Weekly	3	3	-	-

Figure 12 - Settlement Information December 2019

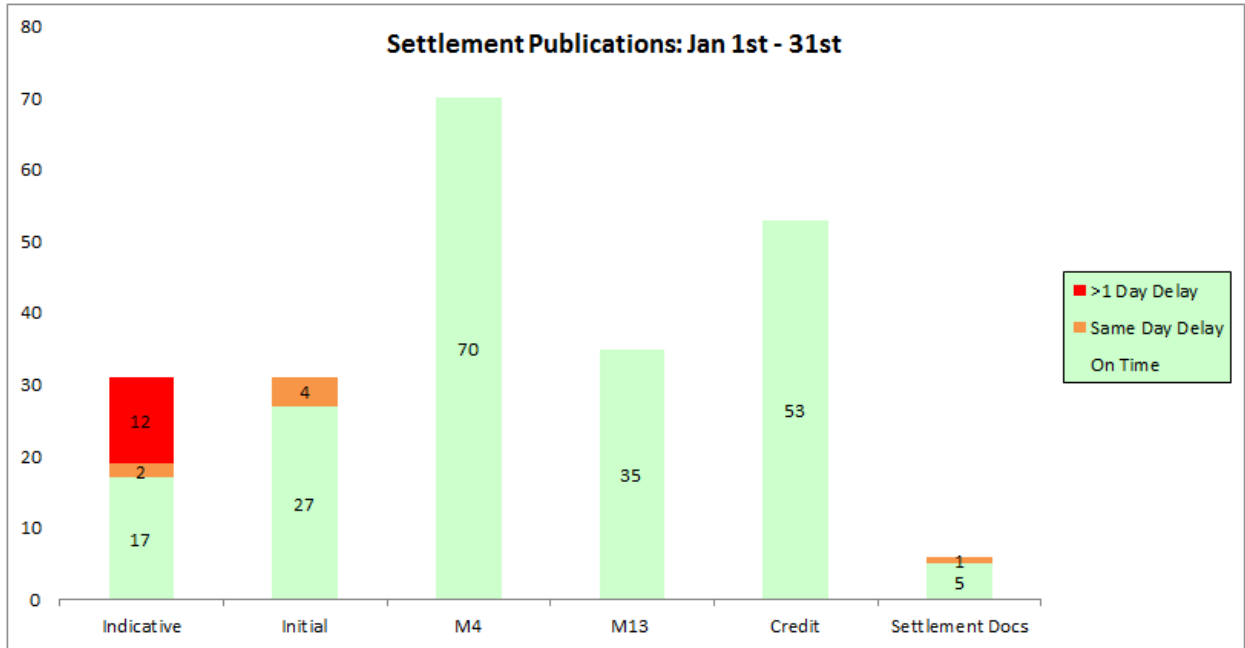


Figure 13 - Settlement Information January 2020*

**The above graph in Figure 13 for Feb 2020 data represents similar data content to that outlined in tabular format for Figures 7-12*

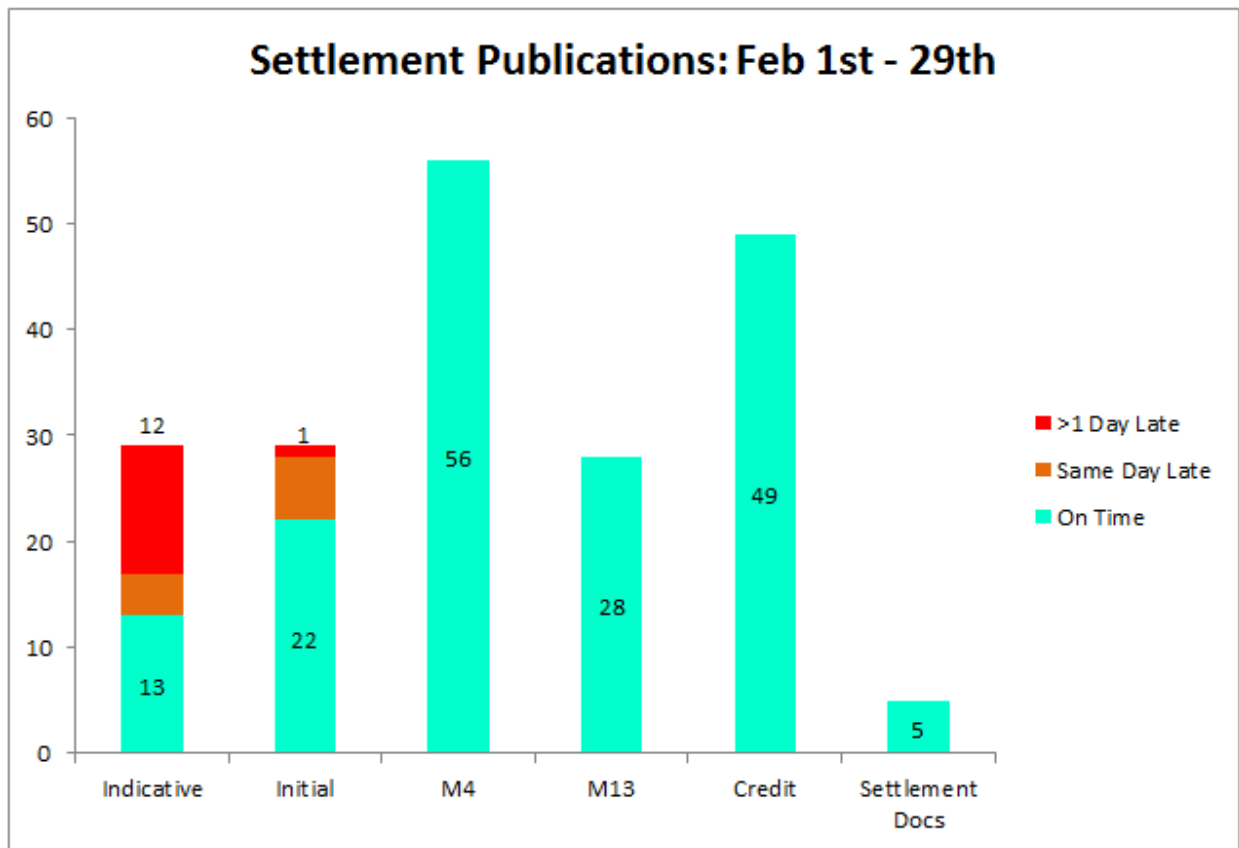


Figure 14 - Settlement Information February 2020

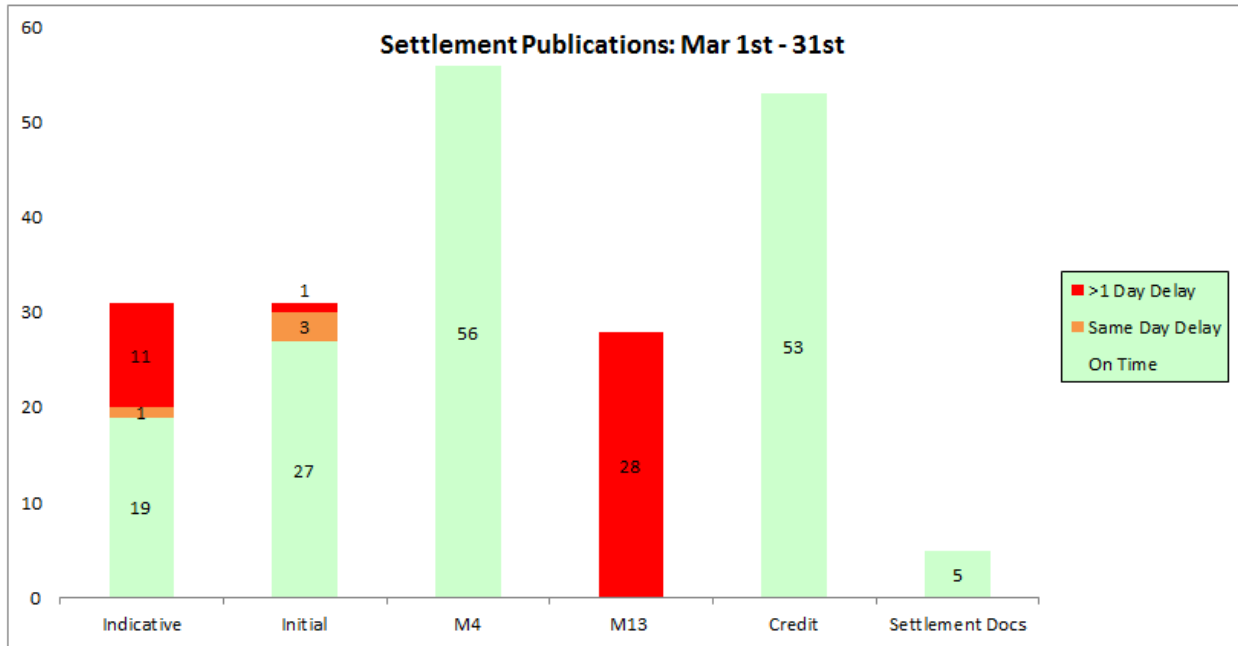


Figure 15 - Settlement Information March 2020

11 Appendix C: Settlement Publication Timings

Indicative Settlement

Operational Date	Market	Run	Period End Date	Target Date & Time	Publish Date & Time
02/04/2020	BALIMB	Indicative	01/04/2020	02/04/2020 17:00	06/04/2020 15:40
03/04/2020	BALIMB	Indicative	02/04/2020	03/04/2020 17:00	07/04/2020 09:07
06/04/2020	BALIMB	Indicative	03/04/2020	06/04/2020 17:00	07/04/2020 09:53
06/04/2020	BALIMB	Indicative	04/04/2020	06/04/2020 17:00	07/04/2020 13:14
06/04/2020	BALIMB	Indicative	05/04/2020	06/04/2020 17:00	07/04/2020 15:13
07/04/2020	BALIMB	Indicative	06/04/2020	07/04/2020 17:00	07/04/2020 16:40
08/04/2020	BALIMB	Indicative	07/04/2020	08/04/2020 17:00	08/04/2020 15:28
09/04/2020	BALIMB	Indicative	08/04/2020	09/04/2020 17:00	17/04/2020 08:16
14/04/2020	BALIMB	Indicative	09/04/2020	14/04/2020 17:00	17/04/2020 08:16
14/04/2020	BALIMB	Indicative	10/04/2020	14/04/2020 17:00	17/04/2020 08:16
14/04/2020	BALIMB	Indicative	11/04/2020	14/04/2020 17:00	17/04/2020 10:34
14/04/2020	BALIMB	Indicative	12/04/2020	14/04/2020 17:00	17/04/2020 10:43
14/04/2020	BALIMB	Indicative	13/04/2020	14/04/2020 17:00	17/04/2020 10:48
15/04/2020	BALIMB	Indicative	14/04/2020	15/04/2020 17:00	20/04/2020 10:18
16/04/2020	BALIMB	Indicative	15/04/2020	16/04/2020 17:00	20/04/2020 10:24
17/04/2020	BALIMB	Indicative	16/04/2020	17/04/2020 17:00	20/04/2020 10:52
20/04/2020	BALIMB	Indicative	17/04/2020	20/04/2020 17:00	20/04/2020 15:16
20/04/2020	BALIMB	Indicative	18/04/2020	20/04/2020 17:00	22/04/2020 14:27
20/04/2020	BALIMB	Indicative	19/04/2020	20/04/2020 17:00	22/04/2020 15:12
21/04/2020	BALIMB	Indicative	20/04/2020	21/04/2020 17:00	22/04/2020 15:27
22/04/2020	BALIMB	Indicative	21/04/2020	22/04/2020 17:00	22/04/2020 15:58
23/04/2020	BALIMB	Indicative	22/04/2020	23/04/2020 17:00	23/04/2020 16:07
24/04/2020	BALIMB	Indicative	23/04/2020	24/04/2020 17:00	24/04/2020 15:52
27/04/2020	BALIMB	Indicative	24/04/2020	27/04/2020 17:00	27/04/2020 15:02
27/04/2020	BALIMB	Indicative	25/04/2020	27/04/2020 17:00	28/04/2020 09:34
27/04/2020	BALIMB	Indicative	26/04/2020	27/04/2020 17:00	28/04/2020 10:01
28/04/2020	BALIMB	Indicative	27/04/2020	28/04/2020 17:00	28/04/2020 16:38
29/04/2020	BALIMB	Indicative	28/04/2020	29/04/2020 17:00	29/04/2020 16:09
30/04/2020	BALIMB	Indicative	29/04/2020	30/04/2020 17:00	06/05/2020 08:04
01/05/2020	BALIMB	Indicative	30/04/2020	01/05/2020 17:00	06/05/2020 08:04

Table 24 – Indicative Settlement Publication times

Initial Settlement

Operational Date	Market	Run	Period End Date	Target Time	Publish Time
08/04/2020	BALIMB	Initial	01/04/2020	08/04/2020 12:00	08/04/2020 10:00
09/04/2020	BALIMB	Initial	02/04/2020	09/04/2020 12:00	16/04/2020 13:02
14/04/2020	BALIMB	Initial	03/04/2020	14/04/2020 12:00	16/04/2020 14:22
14/04/2020	BALIMB	Initial	04/04/2020	14/04/2020 12:00	16/04/2020 15:17
14/04/2020	BALIMB	Initial	05/04/2020	14/04/2020 12:00	17/04/2020 14:56
14/04/2020	BALIMB	Initial	06/04/2020	14/04/2020 12:00	17/04/2020 15:06
14/04/2020	BALIMB	Initial	07/04/2020	14/04/2020 12:00	17/04/2020 15:20
15/04/2020	BALIMB	Initial	08/04/2020	15/04/2020 12:00	19/04/2020 14:21
16/04/2020	BALIMB	Initial	09/04/2020	16/04/2020 12:00	19/04/2020 14:28
17/04/2020	BALIMB	Initial	10/04/2020	17/04/2020 12:00	19/04/2020 14:34
17/04/2020	BALIMB	Initial	11/04/2020	17/04/2020 12:00	19/04/2020 14:40
17/04/2020	BALIMB	Initial	12/04/2020	17/04/2020 12:00	20/04/2020 10:42
20/04/2020	BALIMB	Initial	13/04/2020	20/04/2020 12:00	20/04/2020 10:46
21/04/2020	BALIMB	Initial	14/04/2020	21/04/2020 12:00	21/04/2020 10:53
22/04/2020	BALIMB	Initial	15/04/2020	22/04/2020 12:00	22/04/2020 13:30
23/04/2020	BALIMB	Initial	16/04/2020	23/04/2020 12:00	23/04/2020 10:01
24/04/2020	BALIMB	Initial	17/04/2020	24/04/2020 12:00	23/04/2020 16:31
24/04/2020	BALIMB	Initial	18/04/2020	24/04/2020 12:00	24/04/2020 07:43
24/04/2020	BALIMB	Initial	19/04/2020	24/04/2020 12:00	24/04/2020 10:31
27/04/2020	BALIMB	Initial	20/04/2020	27/04/2020 12:00	27/04/2020 10:36
28/04/2020	BALIMB	Initial	21/04/2020	28/04/2020 12:00	28/04/2020 10:40
29/04/2020	BALIMB	Initial	22/04/2020	29/04/2020 12:00	29/04/2020 10:13
30/04/2020	BALIMB	Initial	23/04/2020	30/04/2020 12:00	30/04/2020 10:01
05/05/2020	BALIMB	Initial	24/04/2020	05/05/2020 12:00	05/05/2020 13:51
05/05/2020	BALIMB	Initial	25/04/2020	05/05/2020 12:00	05/05/2020 15:14
05/05/2020	BALIMB	Initial	26/04/2020	05/05/2020 12:00	06/05/2020 14:10
05/05/2020	BALIMB	Initial	27/04/2020	05/05/2020 12:00	06/05/2020 15:09
05/05/2020	BALIMB	Initial	28/04/2020	05/05/2020 12:00	06/05/2020 15:38
06/05/2020	BALIMB	Initial	29/04/2020	06/05/2020 12:00	07/05/2020 08:39
07/05/2020	BALIMB	Initial	30/04/2020	07/05/2020 12:00	07/05/2020 10:00

Table 25 – Initial Settlement Publication times

12 Appendix D: List of Queries by Type

Date Sent	Due Date	Query Ref No.	Charge Component
01/04/2020	30/04/2020	#1543	CIMB
01/04/2020	30/04/2020	#1540	CUNIMB
01/04/2020	30/04/2020	#1555	CUNIMB
02/04/2020	01/05/2020	#1561	CUNIMB
09/04/2020	08/05/2020	#1615	CIMB
09/04/2020	08/05/2020	#1618	CIMB
20/04/2020	19/05/2020	#1670	CIMB
20/04/2020	19/05/2020	#1671	CIMB
21/04/2020	20/05/2020	#1690	CIMB
22/04/2020	21/05/2020	#1700	CIMP
23/04/2020	22/05/2020	#1711	CIMB
24/04/2020	25/05/2020	#1733	CIMB

Table 26 - Upheld Queries

Date Sent	Due Date	Query Ref No.	Charge Component
09/04/2020	11/05/2020	#1616	CIMB
14/04/2020	13/05/2020	#1628	CIMB
15/04/2020	14/05/2020	#1640	CIMB
16/04/2020	15/05/2020	#1653	CIMB
16/04/2020	15/05/2020	#1657	CDISCOUNT
20/04/2020	19/05/2020	#1676	CIMB
21/04/2020	20/05/2020	#1683	CIMB
30/04/2020	29/05/2020	#1790	CIMB
30/04/2020	29/05/2020	#1797	CCP

Table 27 - Unresolved Formal Queries