

Market Operator's Quarterly Performance Report

July - September 2023



1 Contents

Contents.....	2
Executive Summary.....	4
1 Joining and Terminating Parties and Units	5
1.1 Balancing Market	5
1.2 Termination of Participants.....	7
1.3 Suspension of Participants	7
2 Trading and Settlement Code Breaches	7
3 Balancing Market Settlements.....	9
3.1 Indicative and Initial Settlement Runs (includes daily BALIMB, MO and CRM).....	9
3.2 Settlement Documents	10
3.3 M+4, M+13 and Ad-hoc Resettlement.....	11
3.4 Credit Reports Publications.....	12
4 Financial Statistics	12
4.1 Cash Flow positions for Balancing Market, Capacity Market and Market Operator Charges.....	13
4.2 Financial Changes between Initial Settlement and Subsequent Reruns	14
5 Query Management.....	19
5.1 General Queries	19
5.2 Settlement Queries	20
5.3 Disputes.....	20
6 Imbalance Price.....	21
6.1 Imbalance Price.....	21
6.2 Exchange Rate.....	25
6.3 Imbalance Price Generation and Backup Price.....	26
7 Modifications	28
7.1 Balancing Market – Trading & Settlement Code Modification Management	28
7.2 Balancing Market - Modifications Process Development.....	29
8 SEMO KPI Quarterly Update – Storage Technology Facilitation.....	30
9 Central Systems.....	31
9.1 System Releases	31
9.2 System Availability	31

9.3	Known Issues Report.....	31
9.4	Limited Communication Failure (LCF), General Communication Failure (GCF) and General System Failure (GSF).....	31
10	Appendix A: Trading and Settlement Code Breaches.....	32
11	Appendix B: Historical Settlement Information.....	35
12	Appendix C: Settlement Publication Timings.....	37
13	Appendix D: List of Queries by Type	43

Executive Summary

On 1 October 2018 the revised Single Electricity Market (SEM) went live and is now the enduring operational electricity market in Ireland and Northern Ireland.

This Single Electricity Market Operator's (SEMO) performance report covers the months of July, August and September 2023 of operation and is published in accordance with section B.16.2 of the Trading and Settlement Code and the SEM Committee decision paper issued for the Legacy SEM market.

During this period:

- 5 new parties joined the market, 7 units de-registered and 26 new units registered in the market.
- 13 out of 13 Settlement Documents issued on time.
- There were 13 late publications of Indicative and 3 late publications of Initial Settlement runs as per the Trading and Settlement Code timelines.
- There were 16 payment defaults by 10 Participants.
- There was 21 Credit default by 1 Participant as per the Trading and Settlement code timelines.
- 406 general queries were received, and 401 general queries were resolved, with 19 in progress as of 30th of September 2023.

SEMO welcomes all comments on the contents of this report. Comments should be sent preferably in email format to info@sem-o.com. The intention is for SEMO and the Regulatory Authorities to consult on the framework for reporting based on comments and feedback received and to implement any revisions where necessary.

1 Joining and Terminating Parties and Units

1.1 Balancing Market

5 new parties went effective in the Market between 01 July 2023 to 30 September 2023:

Party Name	Party ID	Effective date
Galanta Energy Trading Limited	PY_034141	12/07/2023
Vis Algorithmics ApS	PY_034163	05/07/2023
Nitor Energy A/S	PY_034130	30/08/2023
Enzee Commodities A/S	PY_034167	06/09/2023
Respect Energy Spółka Akcyjna	PY_034162	30/08/2023

Table 1 – Parties who joined the market: July - September 2023

26 new units went effective in the Market between 01 July 2023 to 30 September 2023:

Party Name	Party ID	Participant ID	Unit ID	Effective date
Galanta Energy Trading Limited	PY_034141	PT_402611	AU_400142	12/07/2023
Statkraft Markets GmbH	PY_034046	PT_402540	GU_405900	12/07/2023
Axpo UK Limited	PY_034070	PT_402560	GU_405930	12/07/2023
ESB	PY_000030	PT_400030	GU_405850	19/07/2023
ESB	PY_000030	PT_400030	SU_400377	19/07/2023
Scottish Power Renewables (UK) Limited	PY_034089	PT_402573	GU_405880	26/07/2023
Orsted Onshore Green Energy NI Limited	PY_000168	PT_500110	GU_504200	05/07/2023
Convex Energy GmbH	PY_034067	PT_402558	AU_400150	02/08/2023
Energia Customer Solutions Limited	PY_000043	PT_400043	SU_405830	23/08/2023
ESB	PY_000030	PT_400030	SU_400345	23/08/2023
Nitor Energy A/S	PY_034130	502536	500124	30/08/2023

Electricity Exchange Limited	PY_000114	PT_400116	DSU_403730	06/09/2023
Electricity Exchange Limited	PY_000114	PT_400116	DSU_403760	06/09/2023
Electricity Exchange Limited	PY_000114	PT_400116	SU_400385	06/09/2023
Electricity Exchange Limited	PY_000114	PT_400116	SU_400386	06/09/2023
Enzee Commodities A/S	PY_034167	PT_502553	AU_500138	06/09/2023
Powerhouse Generation Limited	PY_000128	PT_400144	DSU_403500	20/09/2023
Powerhouse Generation Limited	PY_000128	PT_400144	SU_400394	20/09/2023
iPower Solutions Limited	PY_000093	PT_500053	DSU_503450	27/09/2023
iPower Solutions Limited	PY_000093	PT_500053	SU_500315	27/09/2023
Aughinish Alumina Limited	PY_000024	PT_400024	DSU_403790	27/09/2023
Aughinish Alumina Limited	PY_000024	PT_400024	SU_400376	27/09/2023
Vis Algorithmics ApS	PY_034163	PT_502550	AU_500135	05/07/2023
Respect Energy Spółka Akcyjna	PY_034162	PT_502549	AU_500134	30/08/2023
Electroroute Energy Trading Limited	PY_000098	PT_400096	AU_400151	13/09/2023
Electroroute Energy Trading Limited	PY_000098	PT_400096	AU_400152	13/09/2023

Table 2 – Registrations: July – September 2023

7 units de-registered from the Market between 01 July 2023 to 30 September 2023:

Party Name	Party ID	Participant ID	Unit ID	Effective date
ESB	PY_000030	PT_400030	GU_400311	05/07/2023
ESB	PY_000030	PT_400030	SU_400103	05/07/2023
Megawatts Power Trading Limited	PY_000166	PT_400219	SU_400221	19/07/2023
SSE Airtricity NI Limited	PY_000022	PT_500021	GU_504190	05/07/2023
Iberdrola Ireland Limited	PY_034066	PT_402557	GU_404450	26/07/2023
Derrysalagh Supply Limited	PY_000269	PT_400450	GU_403820	23/08/2023
Derrysalagh Supply Limited	PY_000269	PT_400450	SU_400344	23/08/2023

Table 3 – De-Registrations: July - September 2023

1.2 Termination of Participants

There were no terminating parties between 01 July 2023 to 30 September 2023.

1.3 Suspension of Participants

No suspension orders were issued by the Market Operator 01 July 2023 to 30 September 2023

2 Trading and Settlement Code Breaches

Breaches of the Trading and Settlement Code were noted in the following areas:

July 2023 Trading and Settlement Code Breaches			
Area		Major	Minor
Data Providers		-	2
Market Participants	Clearing	5	-
	Credit Risk Management	5	-
Market Operator	Balancing Market Settlement	-	4
	Clearing	-	-
	Credit Risk Management	-	-
Other			
Total		10	6
August 2023 Trading and Settlement Code Breaches			
Data Providers		-	3
Market Participants	Clearing	4	-
	Credit Risk Management	13	-
Market Operator	Balancing Market Settlement	-	4
	Clearing	-	-
	Credit Risk Management	3	1
Other			
Total		20	8
September 2023 Trading and Settlement Code Breaches			
Data Providers		-	1
Market Participants	Clearing	7	-
	Credit Risk Management	3	-
Market Operator	Balancing Market Settlement	-	2
	Clearing	-	-
	Credit Risk Management	0	0
Other			
Total		10	3

Table 4 – Trading and Settlement Code Breaches: July – September 2023

Further details of each of the Trading and Settlement Code breaches noted above are set out in **Appendix A**.

Key:

- Major Breach - late publishing of settlement documents, default notices issued for non-payment or similar.
- Minor Breach - deadlines not met, but no financial implication to Participants. This includes late posting of settlement runs.

3 Balancing Market Settlements

3.1 Indicative and Initial Settlement Runs (includes daily BALIMB, MO and CRM)

For Historical information please see **Appendix B** – Historical Settlement Information.

The following series of tables and graphs represents the publications of Indicative and Initial Settlement runs. Every working day SEMO is obliged to issue Indicative and Initial settlement run statements.

Settlement Runs completed July 01/07/2023 – 31/07/2023		
	Indicative	Initial
On Time	27	29
Same Day Late	1	1
> 1 Day Late	3	1
Total runs	31	31
Settlement Runs completed August 01/08/2023 – 31/08/2023		
On Time	25	30
Same Day Late	0	1
> 1 Day Late	6	0
Total runs	31	31
Settlement Runs completed September 01/09/2023 – 30/09/2023		
On Time	27	30
Same Day Late	2	0
> 1 Day Late	1	0
Total runs	30	30

Table 5 - Settlement Runs Completed: July – September 2023

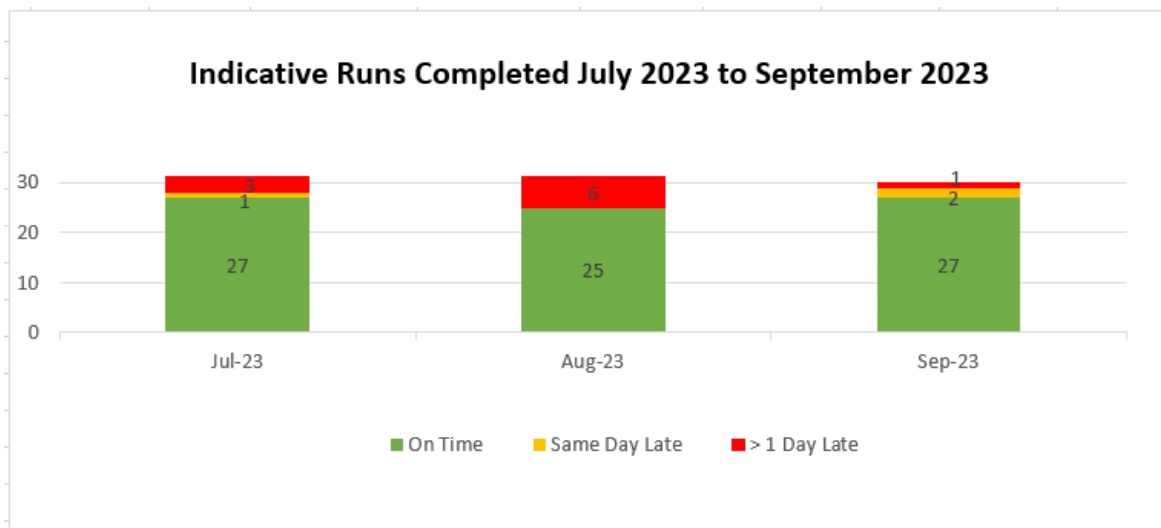


Figure 1 - Indicative Settlement Runs Completed

Further details on publication times can be found in **Appendix C**.

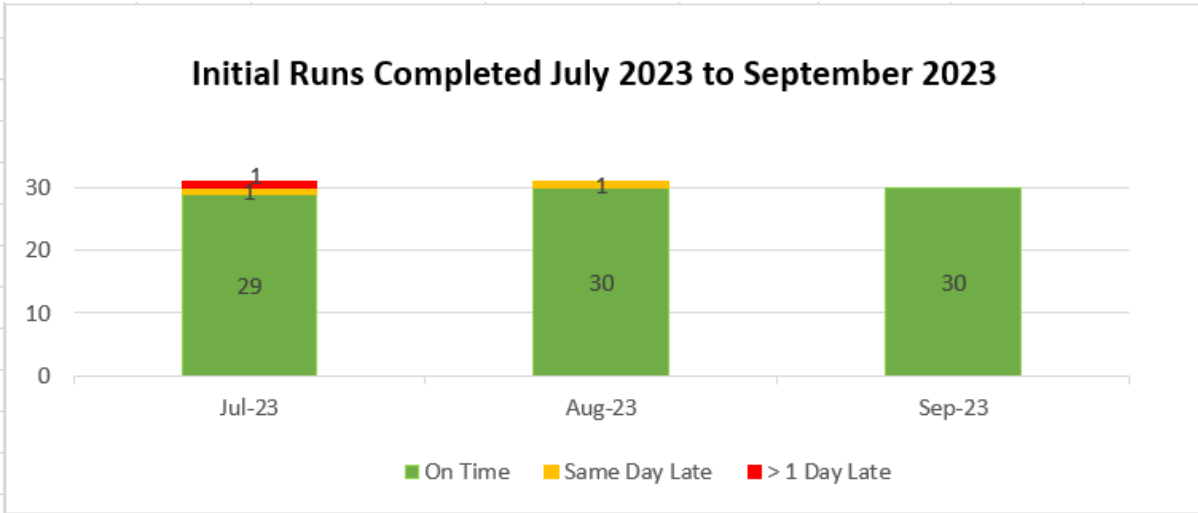


Figure 2 - Initial Settlement Runs Completed

Further details on publication times can be found in **Appendix C**.

3.2 Settlement Documents

The following table represents the publications of Initial Settlement Documents. SEMO is obliged to issue initial Settlement Documents 5 working days after the last day of the billing period.

Settlement Documents Completed			
	July 2023 No. of Weeks	August 2023 No. of Weeks	September 2023 No. of Weeks
On Time	4	4	5
Same Day Late	0	0	0
>1 Day Late	0	0	0
Total Runs	4	4	5

Table 6 - Settlement Documents completed: July - September 2023

3.3 M+4, M+13 and Ad-hoc Resettlement

The following tables represents the publications of Resettlement runs for the months of July, August, and September 2023.

Resettlement Runs for Operational Dates July 01/07/2023 – 31/07/2023			
Resettlement Run	Number Billing Periods Resettled	Resettlement Period Start Date	Resettlement Period End Date
M+4	4	05/03/2023	01/04/2023
M+13	4	05/06/2022	02/07/2022
Ad-Hoc	17	13/01/2019 12/05/2019 26/05/2019 16/05/2021 08/08/2021 07/05/2023	19/01/2019 18/05/2019 22/06/2019 29/05/2021 02/10/2021 13/05/2023
Resettlement Runs for Operational Dates August 01/08/2023 - 31/08/2023			
M+4	4	02/04/2023	29/04/2023
M+13	4	03/07/2022	30/07/2022
Ad-Hoc	19	23/06/2019 03/10/2021 08/05/2022 14/05/2023 18/06/2023	27/07/2019 27/11/2021 21/05/2022 27/05/2023 01/07/2023
Resettlement Runs for Operational Dates September 01/09/2023 - 30/09/2023			
M+4	5	30/04/2023	03/06/2023
M+13	5	31/07/2022	03/09/2022
Ad-Hoc	20	02/06/2019 28/07/2019 22/09/2019 28/11/2021	15/06/2019 14/09/2019 28/09/2019 05/02/2022

Table 7 – Resettlement Runs for Operational Periods: July – September 2023

3.1 Credit Reports Publications

July 2023: 48 Credit reports published on time, out of an expected 48 Credit reports.

August 2023: 52 Credit reports published on time, out of an expected 56 Credit reports.

September 2023: 55 Credit reports published on time, out of an expected 55 Credit reports.

Credit Report Summary			
	July 2023	August 2023	September 2023
Published	48	56	55
Delayed	-	1	-
Not Published	-	3	-

Table 8 – Credit Report Summary: July – September 2023

4 Financial Statistics

4.1 Cash Flow positions for Balancing Market, Capacity Market and Market Operator Charges

The Balancing Market reflects actions taken by the TSOs to keep the system balanced, for example, for differences between the market schedule and actual system demand. It determines the imbalance settlement price for settlement of these balancing actions. This includes any uninstructed deviations from a participant's notified ex-ante position.

- Positive values indicate Payments were greater than Charges
- Negative values indicate Charges were greater than Payments
- All figures are in Euro

All data displayed in this section displays Initial data from 01 July 2023 to 30 September 2023:

Balancing Market Cash Flow Position				
Component	July 2023	August 2023	September 2023	Total
CPREMIUM	22,438,976	24,097,770	17,234,372	63,771,118
CDISCOUNT	16,100,631	18,247,931	16,922,114	51,270,675
CFC	12,195,341	11,040,774	6,888,088	30,124,203
CREV	791,319	804,741	819,715	2,415,775
CABBPO	51,719	23,221	51,699	126,639
CCA	-82,940	-84,921	-85,486	-253,347
CDIFFCWD	-86,070	-308,451	-8,037	-402,557
CAOPO	-179,913	-73,358	-274,075	-527,346
CCURL	-920,399	-54,399	-530,936	-1,505,733
CUNIMB	-673,420	-554,000	-612,474	-1,839,894
CIMB	4,433,296	-1,586,566	-5,423,668	-2,576,937
CIMP	-62,576,304	-64,086,873	-64,482,093	-191,145,270
Grand Total	-8,507,765	-12,534,129	-29,500,780	-50,542,674

Table 9 - Balancing Market Cash Flow Position: July – September 2023

The Capacity Market is designed to help ensure that the generation capacity in Ireland and Northern Ireland (including Storage, Demand Side Units and Interconnector capacity) is sufficient to meet demand and that the regulatory approved generation adequacy standard is satisfied.

Capacity Market Cash Flow Position				
Component	July 2023	August 2023	September 2023	Total
CCP	31,491,100	31,449,500	30,480,844	93,421,444
CCC	-24,876,324	-25,554,321	-25,846,343	-76,276,987
Total	6,614,776	5,895,180	4,634,501	17,144,457

Table 10 - Capacity Market Cash Flow Position: July – September 2023

Market Operator charges are used to recover the costs of administering the market:

Market Operator Charges				
Component	July 2023	August 2023	September 2023	Total
CMOAV	-1,735	-1,735	-1,756	-5,226
CMOAU	-73,857	-73,946	-73,972	-221,776
CVMO	-1,209,437	-1,238,833	-1,246,460	-3,694,730
Total	-1,285,029	-1,314,514	-1,322,188	-3,921,732

Table 11 - Market Operator Charges: July – September 2023

4.2 Financial Changes between Initial Settlement and Subsequent Reruns

Please see below tables outlining which weeks were processed via resettlement in this quarter.

M+4 BALIMB Resettlement processing		
Operational Month	Billing week start	Billing week end
Jul	05/03/2023	11/03/2023
Jul	12/03/2023	18/03/2023
Jul	19/03/2023	25/03/2023
Jul	26/03/2023	01/04/2023
Aug	02/04/2023	08/04/2023
Aug	09/04/2023	15/04/2023
Aug	16/04/2023	22/04/2023
Aug	23/04/2023	29/04/2023
Sep	30/04/2023	06/05/2023
Sep	07/05/2023	13/05/2023
Sep	14/05/2023	20/05/2023
Sep	21/05/2023	27/05/2023
Sep	28/05/2023	03/06/2023

Table 12 – M+4 settlement weeks processed: July – September 2023

M+13 BALIMB Resettlement processing		
Operational Month	Billing week start	Billing week end
Jul	05/06/2022	11/06/2022
Jul	12/06/2022	18/06/2022
Jul	19/06/2022	25/06/2022
Jul	26/06/2022	02/07/2022
Aug	03/07/2022	09/07/2022
Aug	10/07/2022	16/07/2022
Aug	17/07/2022	23/07/2022
Aug	24/07/2022	30/07/2022
Sep	31/07/2022	06/08/2022
Sep	07/08/2022	13/08/2022
Sep	14/08/2022	20/08/2022
Sep	21/08/2022	27/08/2022
Sep	28/08/2022	03/09/2022

Table 13 – M+13 settlement weeks processed: July – September 2023

Adhoc BALIMB Resettlement processing		
Operational Month	Billing week start	Billing week end
Jul	13/01/2019	19/01/2019
Jul	12/05/2019	18/05/2019
Jul	26/05/2019	01/06/2019
Jul	02/06/2019	08/06/2019
Jul	09/06/2019	15/06/2019
Jul	16/06/2019	22/06/2019
Aug	23/06/2019	29/06/2019
Aug	30/06/2019	06/07/2019
Aug	07/07/2019	13/07/2019
Aug	14/07/2019	20/07/2019
Aug	21/07/2019	27/07/2019
Sep	28/07/2019	03/08/2019
Sep	04/08/2019	10/08/2019
Sep	11/08/2019	17/08/2019
Sep	18/08/2019	24/08/2019
Sep	25/08/2019	31/08/2019
Sep	01/09/2019	07/09/2019
Sep	08/09/2019	14/09/2019
Sep	22/09/2019	28/09/2019
Jul	16/05/2021	22/05/2021
Jul	23/05/2021	29/05/2021
Jul	08/08/2021	14/08/2021
Jul	15/08/2021	21/08/2021
Jul	22/08/2021	28/08/2021
Jul	29/08/2021	04/09/2021

Jul	05/09/2021	11/09/2021
Jul	12/09/2021	18/09/2021
Jul	19/09/2021	25/09/2021
Jul	26/09/2021	02/10/2021
Aug	03/10/2021	09/10/2021
Aug	10/10/2021	16/10/2021
Aug	17/10/2021	23/10/2021
Aug	24/10/2021	30/10/2021
Aug	31/10/2021	06/11/2021
Aug	07/11/2021	13/11/2021
Aug	14/11/2021	20/11/2021
Aug	21/11/2021	27/11/2021
Sep	28/11/2021	04/12/2021
Sep	05/12/2021	11/12/2021
Sep	12/12/2021	18/12/2021
Sep	19/12/2021	25/12/2021
Sep	26/12/2021	01/01/2022
Sep	02/01/2022	08/01/2022
Sep	09/01/2022	15/01/2022
Sep	16/01/2022	22/01/2022
Sep	23/01/2022	29/01/2022
Sep	30/01/2022	05/02/2022
Aug	08/05/2022	14/05/2022
Aug	15/05/2022	21/05/2022
Jul	07/05/2023	13/05/2023
Aug	14/05/2023	20/05/2023
Aug	21/05/2023	27/05/2023
Aug	18/06/2023	24/06/2023

Table 14 – Adhoc settlement weeks processed: July – September 2023

The tables below display the differences between the previous settlement run and the most recent resettlement run (either M+4, M+13 or Adhoc). The differences are then rolled up to the component charge level and combined for both M+4, M+13 and Adhoc.

Balancing Market Resettlement				
Component	July 2023	August 2023	September 2023	Grand Total
CIMB	4,074,992	7,111,293	8,199,524	19,385,809
CIMP	325,285	909,366	733,849	1,968,500
CFC	502,036	777,979	-94,473	1,185,543
CUNIMB	149,453	239,882	38,369	427,704
CPREMIUM	291,367	13,326	81,109	385,802
CDISCOUNT	-765,951	68,872	897,102	200,023
CDIFFPIMB	12,298	-398	0	11,900
CCA	247	1,049	790	2,086
CDIFFCNP	0	2,029	0	2,029
CSOCDIFFP	18	0	361	379
CDIFFPID	0	0	0	0
CDIFFPDA	0	0	0	0
CREIMDIFFP	0	0	0	0
CEADSUIMB	0	0	0	0
CSHORTDIFFP	0	0	0	0
CDIFFCDA	0	0	0	0
CEADSUIDT	0	0	0	0
CEADSUDA	0	0	0	0
CTEST	-534	-728	0	-1,262
CCURL	-8,295	1,978	2,999	-3,318
CDIFFCWD	-4,067	910	-3,261	-6,418
CREV	-1,123	-16,125	-5,742	-22,990
CAOPO	-5,046	8	-18,053	-23,091
CABBPO	-24,678	-112	-49,234	-74,023
Grand Total	4,546,002	9,109,330	9,783,341	23,438,673

Table 15 - Balancing Market Resettlement: July – September 2023

Capacity Market Resettlement				
Component	Jul	Aug	Sep	Grand Total
CCC	310,299	3,468	867,595	1,181,361
CCP	6,851	19,558	-306,254	-279,846
Grand Total	317,149	23,026	561,341	901,516

Table 16 - Capacity Market Resettlement: July – September 2023

Market Operator Charges Resettlement				
Component	July 2023	August 2023	September 2023	Grand Total
CVMO	9,807	11,030	18,332	39,169
Grand Total	9,807	11,030	18,332	39,169

Table 17 - Market Operator Charges Resettlement: July – September 2023

Financial Statistics Disclaimer: the above information represents settlement data aggregated during the month in assessment, which may be different to the accounting data audited post settlement period. All values are in euro.

5 Query Management

5.1 General Queries

The statistics presented in Table 18 - General Queries cover the months of July, August, and September 2023.

General Queries	July 2023	August 2023	September 2023
Received	126	141	139
Open	28	24	19
Resolved	114	142	145
Average Resolution Time	4.3 working days	4.6 working days	4.0 working days

Table 18 – General Queries: July – September 2023

Definitions

- Open refers to queries raised but not resolved within each month
- Resolved refers to queries resolved within each month, and includes queries raised before this time.
- Resolution Time (Working Days) refers to the average time to resolve queries in working days for this category within each month.

5.2 Settlement Queries

Table 19 displays the Formal Settlement Queries raised between the months from July to September 2023.

Formal Queries	July	August	September
Raised	8	9	21

Table 19 – Formal Settlement Queries: July – September 2023

- **Jul 2023:** 5 have been upheld, 2 were not upheld and 1 was rejected.
- **Aug 2023:** 7 have been upheld and 2 were not upheld.
- **Sep 2023:** 12 have been upheld, 3 were not upheld and 6 are under review.

Upheld Formal Queries	July	August	September	Total
CIMB	2	3	2	7
CUNIMB	1	2	3	6
CDISCOUNT	1	2	2	5
CCP	0	0	4	4
CFC	1	0	1	2
Total	5	7	12	24

Table 20 – Upheld Settlement Queries by Topic: July – September 2023

Further Details on Settlement queries that have been upheld can be found in **Appendix D**.

A full list of all unresolved Settlement queries raised for the month can be found in **Appendix D**.

5.3 Disputes

- There were no Disputes raised between 01 July 2023 to 30 September 2023.

6 Imbalance Price

6.1 Imbalance Price

There are two types of Imbalance Price referred to in this section; the Imbalance Price which is the price associated with a 5 Minute Imbalance Pricing Period; and secondly, an Imbalance Settlement Price which is calculated as the average of six 5 Minute Imbalance Prices for a corresponding 30-minute Imbalance Settlement Period.

Figures 3, 4 and 5 show the Imbalance Settlement Prices for July, August, and September 2023. All system calculated Imbalance Settlement Prices are published on this graph; both the Market Back Up Price and the 30-minute average of the Imbalance Price.

- The average Imbalance Settlement Price for July was €99.87.

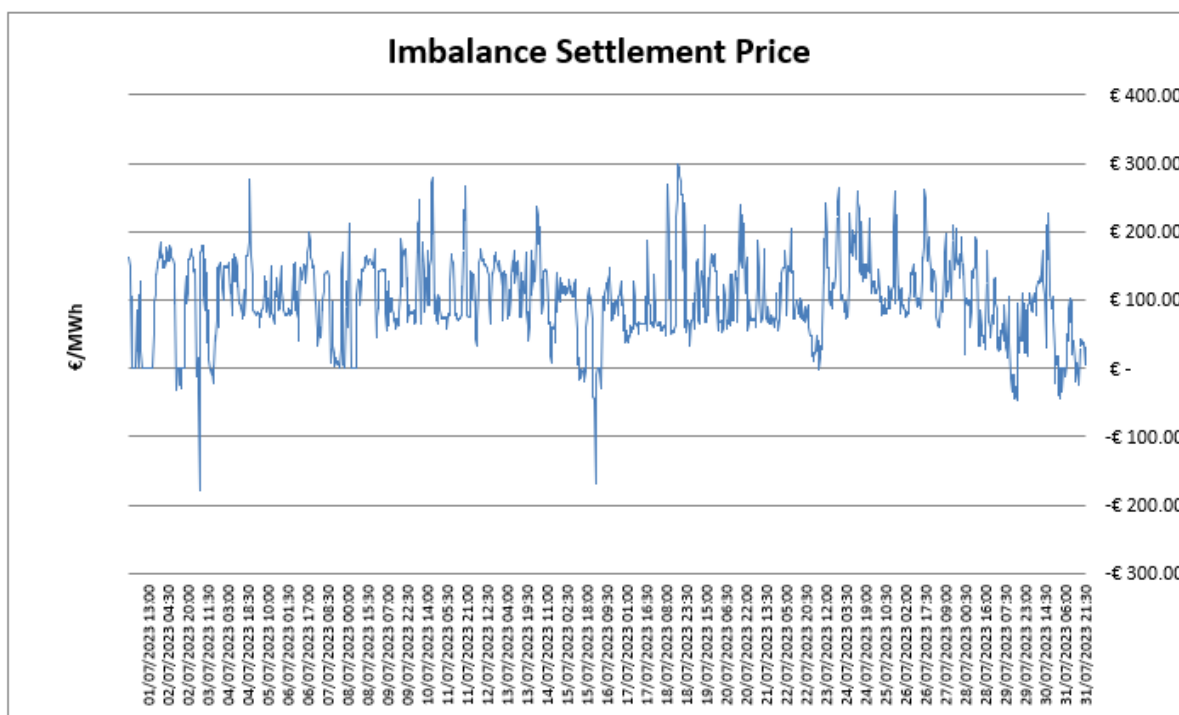


Figure 3 – Imbalance Settlement Price July 2023

- The average Imbalance Settlement Price for August was €106.62.

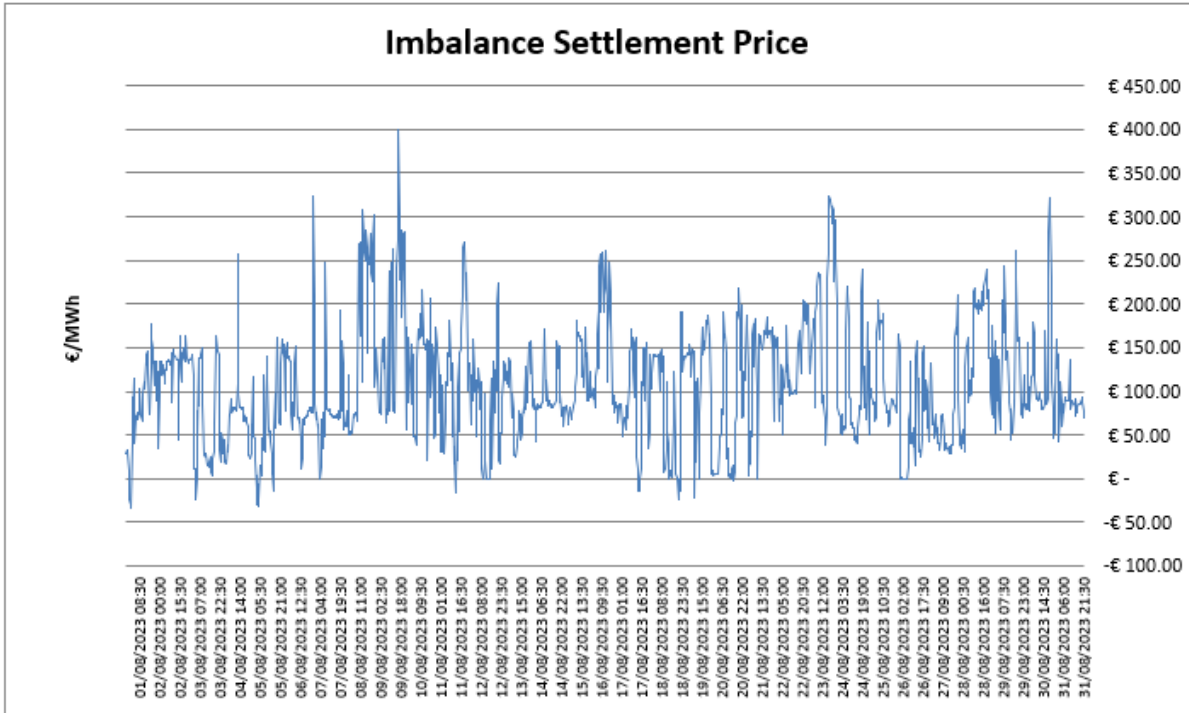


Figure 4 – Imbalance Settlement Price August 2023

- The average Imbalance Settlement Price for September was €119.59.

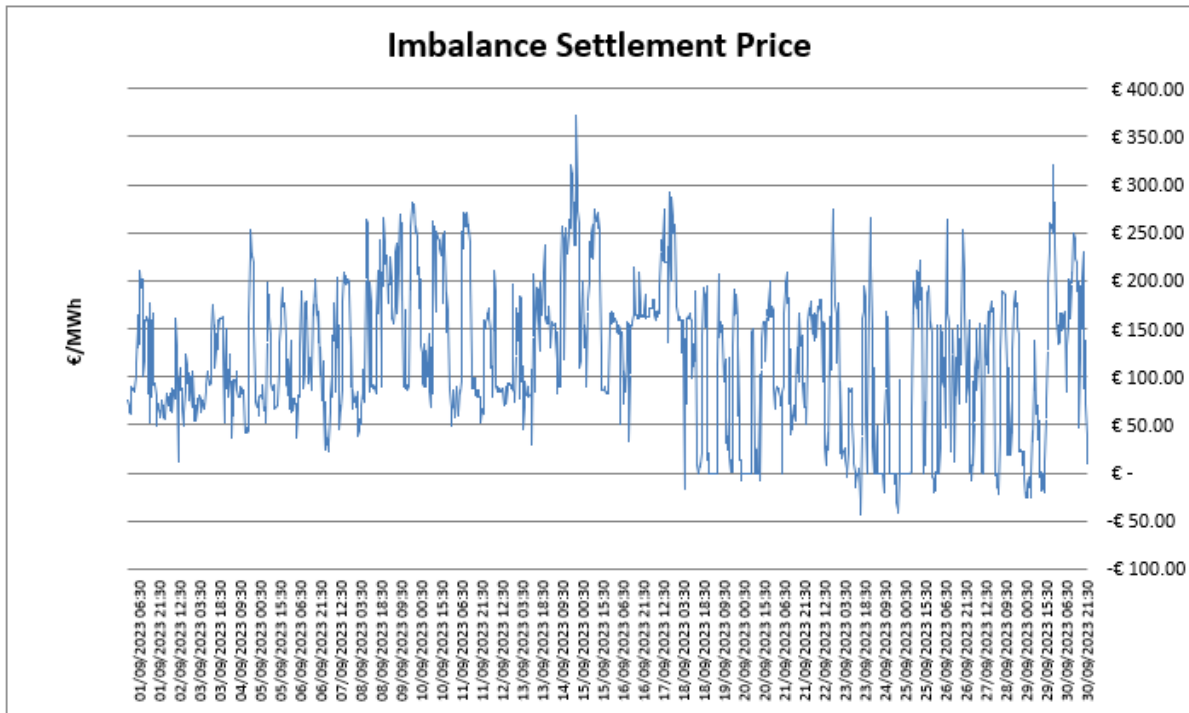


Figure 5 – Imbalance Settlement Price September 2023

Figures 6, 7 and 8 displays the Quantity Weighted Ex-Ante Price as a comparator to the Imbalance Settlement Price. The Quantity Weighted Ex-Ante Price is the value used by SEMO as the Market Back Up Price, should the Market Operator not be able to calculate an Imbalance Settlement Price; based on the average of the six 5 Minute Imbalance Prices for a given Imbalance Settlement Period.

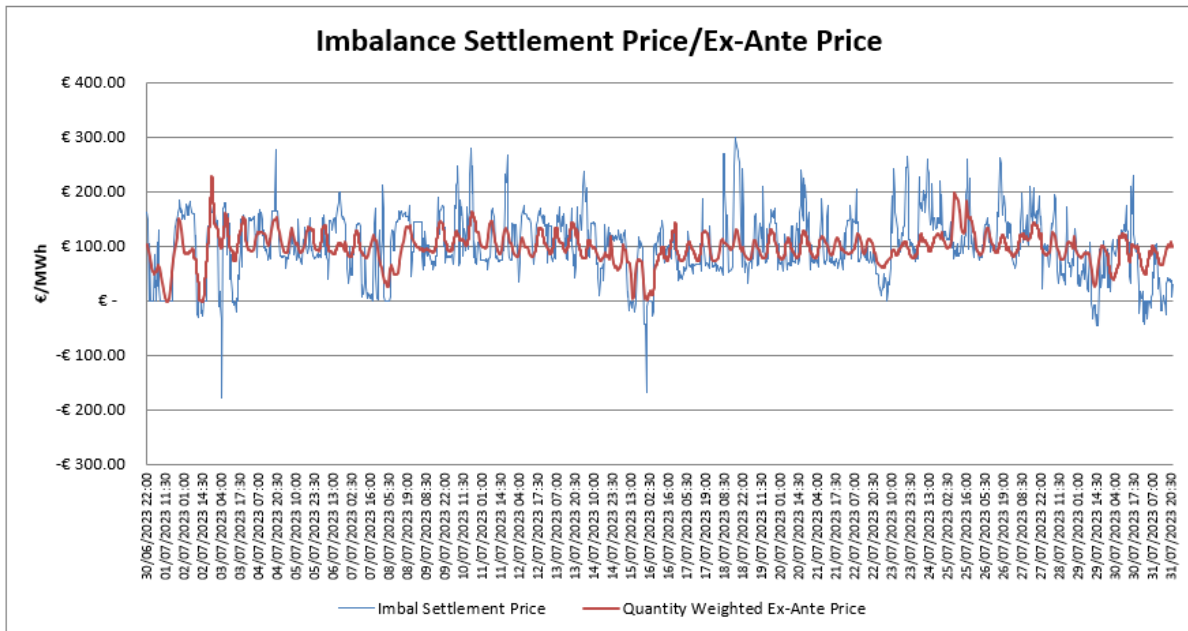


Figure 6 – Imbalance Settlement Price & Quantity Weighted Ex-Ante Price Comparison July 2023

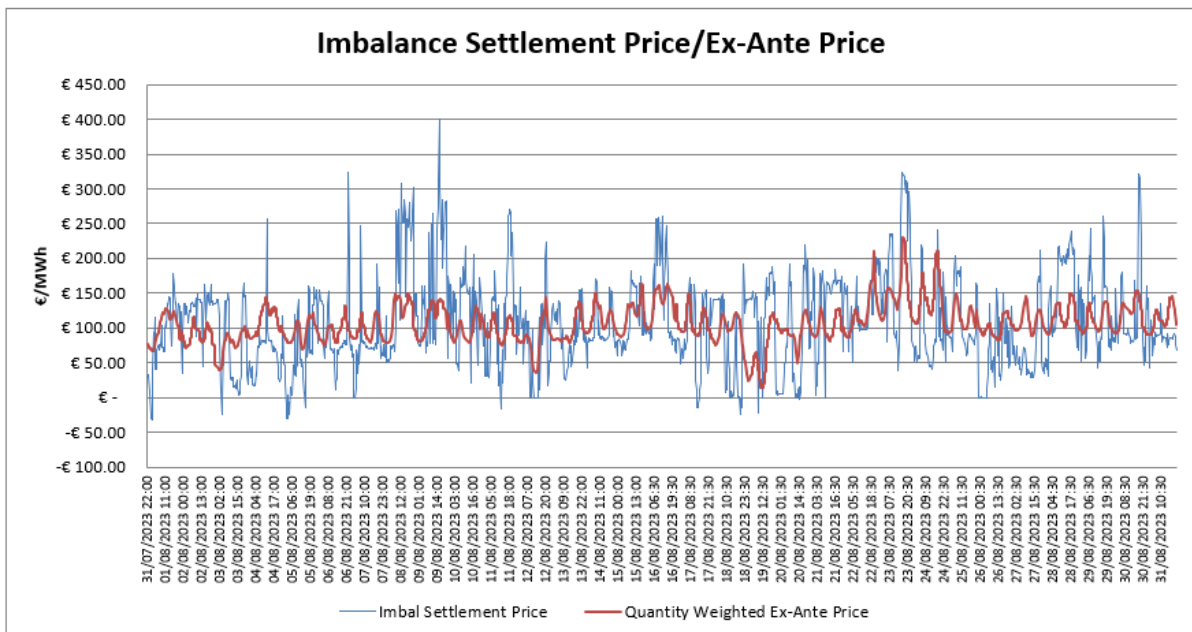


Figure 7 – Imbalance Settlement Price & Quantity Weighted Ex-Ante Price Comparison August 2023

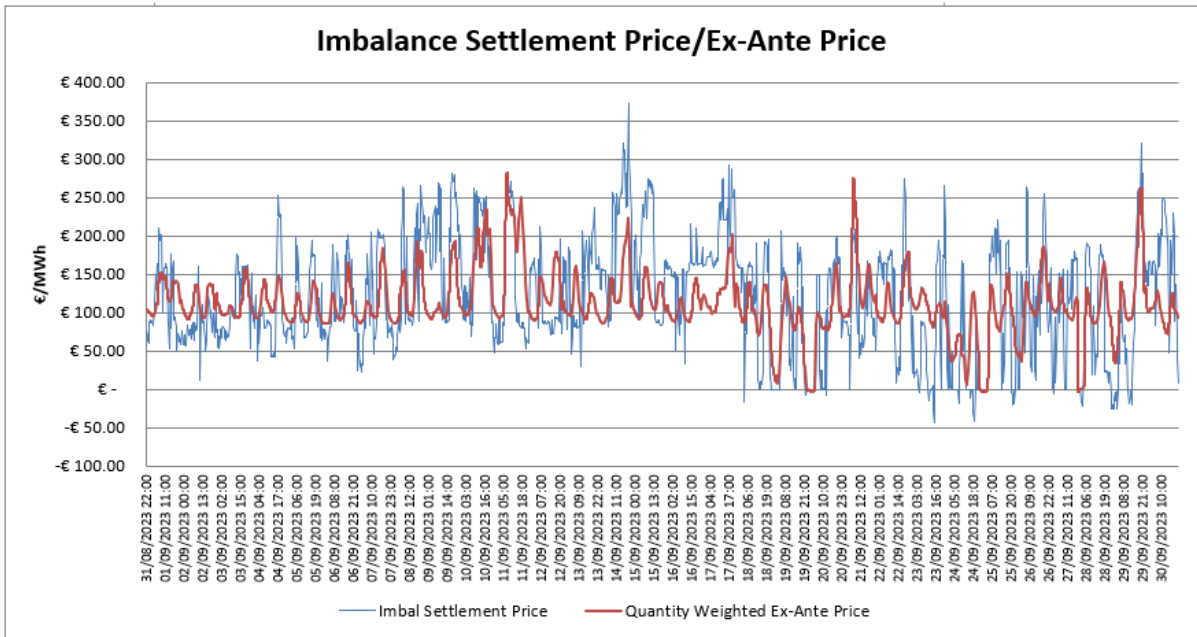


Figure 8 – Imbalance Settlement Price & Quantity Weighted Ex-Ante Price Comparison September 2023

Figure 9 below highlights the monthly Highest, Lowest and Average half-hour Imbalance Prices for the period July, August, and September 2023.

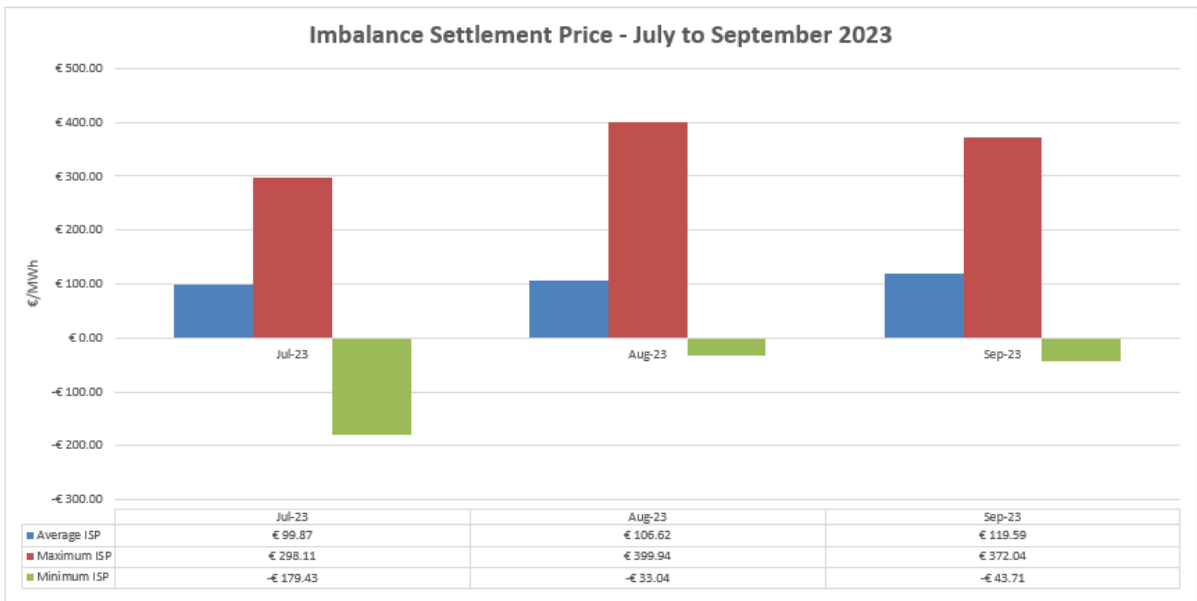


Figure 9 – Highest, Lowest and Average Imbalance Prices July – September 2023

6.2 Exchange Rate

The SEM is a dual currency market, Units based in Northern Ireland submit their Offer Data in GBP. All GBP Offer Data is converted to EUR as part of the Balancing Market price setting process. The GBP to EUR exchange rate is captured below in **Figures 10, 11 and 12**.

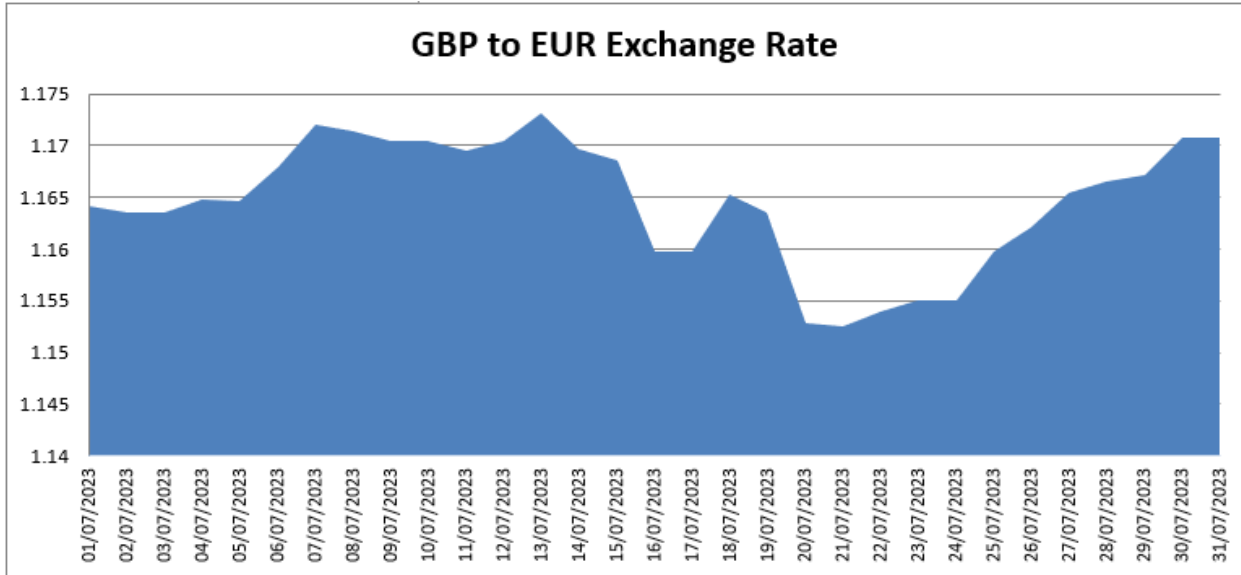


Figure 10 – GBP to EUR Exchange Rate July 2023

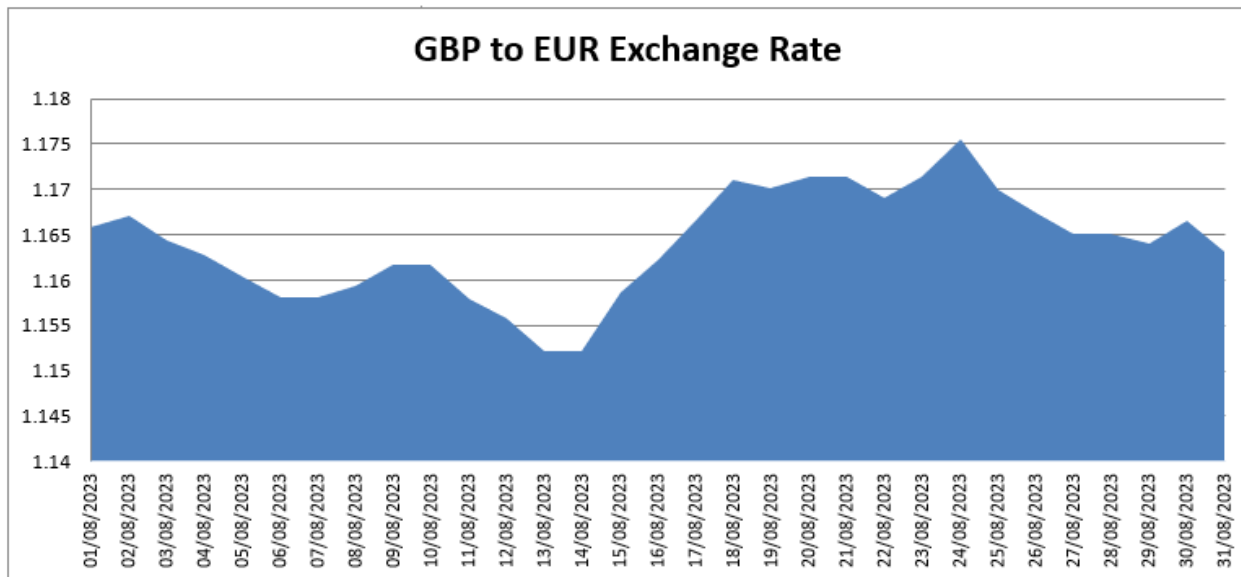


Figure 11 – GBP to EUR Exchange Rate August 2023

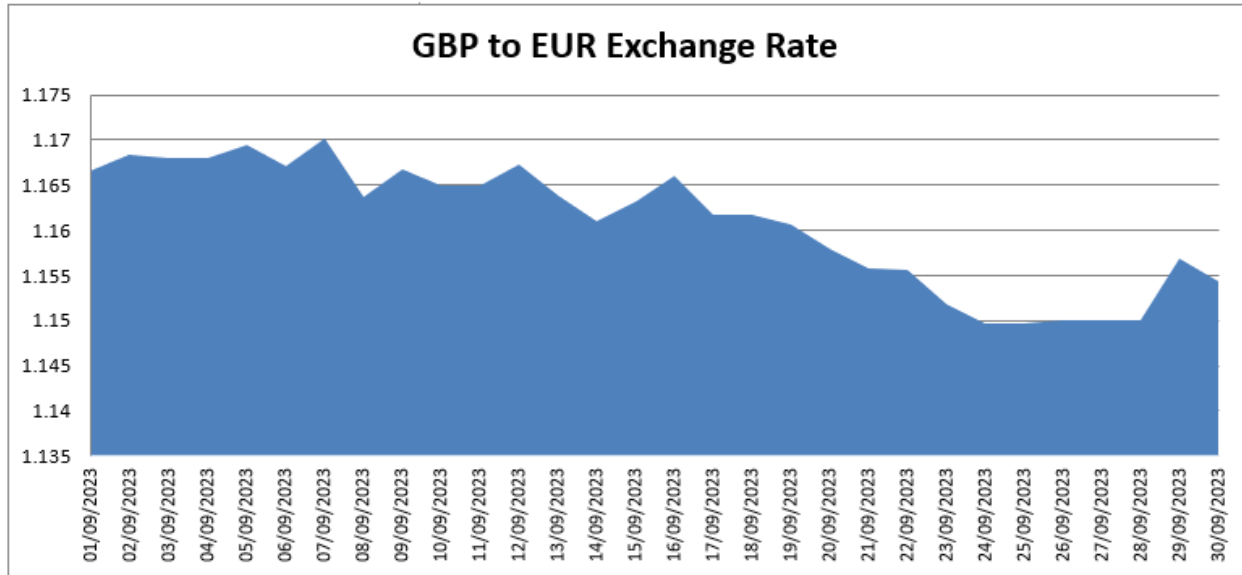


Figure 12 – GBP to EUR Exchange Rate September 2023

6.3 Imbalance Price Generation and Backup Price

The Imbalance Settlement Price is set as the average of the six 5-minute Imbalance Prices. If the Market Operator is unable to calculate any Imbalance Prices within a 30-minute Imbalance Settlement Period within the timeframes set out under the TSC; then the Market Back Up Price will be applied. The Imbalance Settlement Price will use the Market Back Up Price if no 5-minute Imbalance Prices have been published, for that period.

- **July 2023:** 2 Market Back Up Prices applied.
- **August 2023:** 1 Market Back Up Price applied.
- **September 2023:** 1 Market Back Up Price applied.

As a result of the approved Mod_03_19; the Market Back Up Price is separately applied to a 5-minute Imbalance Price, where that price has not been automatically published. In this instance, the Imbalance Settlement Price will use the average of the automated Imbalance Price; or the replacement Market Back Up Price.

- **July 2023:** there were 20 Backup Prices (5MIN) applied because of a scheduled system outage and 3 Backup Prices (5MIN) applied because of performance issues.
- **August 2023:** there were 17 Backup Prices (5MIN) applied because of a scheduled system outage and 1 Backup Prices (5MIN) applied because of performance issues.
- **September 2023:** there were 32 Backup Prices (5MIN) applied because of a scheduled system outage and 15 Backup Prices (5MIN) applied because of performance issues.

Price Definitions

Missed Prices

Prices (30 Min / 5 Min) that have failed to calculate, and no price has been generated; either through the standard methodology or via the Back Up Price

Back Up prices

In the context of this report, a Back Up Price refers to a 5-minute price where the Imbalance Price has not been published; the system reverts to the volume weighted average price across all Ex-ante and Intraday timeframes.

Market backup prices

If the Market Operator is unable to calculate any 5-minute Imbalance Prices within a 30 Imbalance Settlement Period; then the Market Back Up Price will be applied. The Imbalance Settlement Price will use the average of the automated Imbalance Price; or the replacement 5 minute Back Up Price.

Day Ahead backup prices

This is a final fallback price that is to be used in the event of a failure of the automated 30 Minute Market Back Up Price. Typically, this price is only used during planned System Releases; and uses the Day-ahead Auction price only.

7 Modifications

7.1 Balancing Market – Trading & Settlement Code Modification Management

The tables that follow give an overview of the activity that has taken place between 1st July 2023 and 30th September 2023. Table 21 shows the dates and number of Modifications Committee Meetings and Working Groups that took place over this period.

Meeting	Date	Location
Modifications Committee Meeting 118 (cancelled – no mods raised)	6 th September 2023	MS Teams

Table 21 - Balancing Market: Trading & Settlement Code Modifications Committee Meetings

At the Modifications Committee Meeting, decisions are made with regard to progressing various Modification Proposals. Table 22 gives an outline of the amount of activity that has taken place over this period.

	July 2023	August 2023	September 2023
Modification Proposal Activity	Total	Total	Total
Raised	0	0	0
Alternative Versions raised	0	0	0
Withdrawn	0	0	0
Deferred	0	0	0
Extension Granted	0	0	0
Recommended for Approval	0	0	0
Recommended for Rejection	0	0	0
Further Work Required	0	0	0
RA Decision Approved	4	0	1
RA Decision Rejected	0	0	0

Table 22 - Modification Proposal Activity

7.2 Balancing Market - Modifications Process Development

Modification Proposals were considered at bimonthly Modifications Committee Meetings alternating between Belfast and Dublin or MS Teams where applicable (see Table 21).

Full details of all modifications progressed during the year are available in the [Balancing Market Modifications section](#) of the SEMO website.

RA Decision Approved

Mod_04_23 Modification Proposal to implement SEMC Decision SEM-23-029

Mod_05_23 Market Compensation for Firm Curtailment

Mod_06_23 SEMO Housekeeping 2023

Mod_07_23 Collection of Monies M+4 Update

Mod_08_23 Archiving Part A and C of the TSC

8 SEMO KPI Quarterly Update – Storage Technology Facilitation

The KPI as set out in the SEMO Price Control Decision, SEM-21-03, requires SEMO to successfully implement an enduring solution for storage technology facilitation which would enable full participation in the Balancing Market including:

- Registration difficulties resolved;
- Negative PNs can be accepted and processed;
- Overall level playing field for storage technology.

In order to ensure efficiencies are maximised across both the Market Operators and System Operators, the battery storage facilitation is incorporated as part of the Scheduling and Dispatch Programme.

Progress has been made on the Scheduling and Dispatch Programme for the Energy Storage Power Station (ESPS) Integration initiative since the last report in June -

- Drafted and distributed Modifications to the Trading & Settlement Code in support of ESPS (battery) changes (including the Plain English Version of those changes)
- Conducted multiple sessions with the Regulatory Authorities on the topic
- Conducted multiple industry-wide workshops with Market Participants on ESPS and the details of the functional approach to facilitate the changes.
- Progressing system design of the ESPS changes with technology vendors

Further updates on target completion dates will be provided as the Scheduling and Dispatch Programme continues to progress. EirGrid and SONI will also publish a call for evidence in relation to potential market mechanisms for long duration energy storage in the near future.

9 Central Systems

9.1 System Releases

There were two Market System Releases during the months of July – September 2023.

- Release K and Release L were both successfully deployed to Production on the night of the 15th of August 2023.

9.2 System Availability

The table below gives the system availability values for the months of July, August, and September of 2023:

	July 2023	August 2023	September 2023
System / Application	Availability %	Availability %	Availability %
Settlements (CSB)	100%	100%	100%
MI	100%	100%	100%
MA	100%	100%	100%
Reporting (reports publication in the MPI)	100%	100%	100%
Website (availability)	100%	100%	100%
Average System Availability	100%	100%	100%

Table 23 – System Availability: July – September 2023

9.3 Known Issues Report

For details regarding system errors please refer to the Known Issues Report published on the [SEMO website](#).

9.4 Limited Communication Failure (LCF), General Communication Failure (GCF) and General System Failure (GSF)

- There were no LCFs during the months of July – September 2023.
- There was no GCFs during the months of July – September 2023.
- There were no GSFs during the months of July – September 2023.

10 Appendix A: Trading and Settlement Code Breaches

Meter Data Provider Breaches

Ops Date Identified	Run Type	Issue	MDP Provider	Issue Type	Description T&SC Breach	T&SC Breach	Status
15/07/2023	D+1	Timing	EirGrid	File submission of DI data	Delay of 2 days	Minor	Closed
17/07/2023	D+1	Timing	SONI	File submission of ACTA data	Delay of 1 day	Minor	Closed
02/08/2023	D+1	Timing	SONI	File submission of Metering data	Delay of 1 hr	Minor	Closed
09/08/2023	D+1	Timing	SONI	File submission of ACTA data	Delay of 1 day	Minor	Closed
28/08/2023	D+1	Timing	SONI	File submission of ACTA data	Delay of 1 day	Minor	Closed
06/09/2023	D+1	Timing	SONI	File submission of ACTA data	Delay of 1 day	Minor	Closed

Table 24 - Meter Data Provider Breaches: July - September 2023

Market Participant Breaches

Jul-23							
PT name	Invoiced period	Market	Default issued due to	Default letter issued	T & SC Breach	Status	
KRIA Energy ehf	WK_26	BMCRM	Timing	Yes	Major	Closed	
Megawatts Power Trading Limited	JUN_2023	MO	Timing	Yes	Major	Closed	
KRIA Energy ehf	WK_27	BMCRM	Timing	Yes	Major	Closed	
Cloghaneleskirt Energy Supply Limited	WK_27	BMCRM	Timing	Yes	Major	Closed	
KRIA Energy ehf	WK_28_2023	BMCRM	Timing	Yes	Major	Closed	

Aug-23							
PT name	Invoiced period	Market	Default issued due to	Default letter issued	T & SC Breach	Status	
Glow Power Limited	JUL_2023	MO	Timing	Yes	Major	Closed	
KRIA Energy ehf	WK_32_2023	BMCRM	Timing	Yes	Major	Closed	
Ecopower Supply Limited	WK_32_2023	BMCRM	Timing	Yes	Major	Closed	
Glow Power Limited	WK_32_2023	BMCRM	Timing	Yes	Major	Closed	

Sep-23							
PT name	Invoiced period	Market	Default issued due to	Default letter issued	T & SC Breach	Status	
Axpo Trading AG	WK_35_2023	BMCRM	Timing	Yes	Major	Closed	
KRIA Energy ehf	WK_35_2023	BMCRM	Timing	Yes	Major	Closed	
Glow Power Limited	AUG_2023	MO	Timing	Yes	Major	Closed	
Dunmore Wind Farm Limited	AUG_2023	MO	Timing	Yes	Major	Closed	
3T Power Limited	WK_37_2023	BMCRM	Timing	Yes	Major	Closed	
Indaver Energy Limited	WK_37_2023	BMCRM	Timing	Yes	Major	Closed	
Dublin Waste to Energy	WK_37	BMCRM	Timing	Yes	Major	Closed	

Table 25 - Clearing Default Notices (Major): July – September 2023

Ops Date Identified	PT Name	Issue Type	Default Letter Sent	Cause	Resolution	Closed	T & SC Breach
10/07/2023	KRIA Energy Ehf	Credit	Yes	CCIN was not resolved within the T& S Code timeframes	Decrease in required collateral, cash collateral top up €6k	Yes	Major
17/07/2023	KRIA Energy Ehf	Credit	Yes	CCIN was not resolved within the T& S Code timeframes	Decrease in required collateral	Yes	Major
19/07/2023	KRIA Energy Ehf	Credit	Yes	CCIN was not resolved within the T& S Code timeframes	Decrease in required collateral & Cash Top up €3,600.00	Yes	Major
28/07/2023	KRIA Energy Ehf	Credit	Yes	CCIN was not resolved within the T& S Code timeframes	Cash collateral top up	Yes	Major
31/07/2023	KRIA Energy Ehf	Credit	Yes	CCIN was not resolved within the T& S Code timeframes	Cash collateral top up	Yes	Major

Ops Date Identified	PT Name	Issue Type	Default Letter Sent	Cause	Resolution	Closed	T & SC Breach
01/08/2023	KRIA Energy Ehf	Credit	Yes	CCIN was not resolved within the T& S Code timeframes	Cash collateral top up €11k, decrease in required collateral	Yes	Major
02/08/2023	KRIA Energy Ehf	Credit	Yes	CCIN was not resolved within the T& S Code timeframes	Cash collateral top up €11k, decrease in required collateral	Yes	Major
03/08/2023	KRIA Energy Ehf	Credit	Yes	CCIN was not resolved within the T& S Code timeframes	Cash collateral top up €11k, decrease in required collateral	Yes	Major
04/08/2023	KRIA Energy Ehf	Credit	Yes	CCIN was not resolved within the T& S Code timeframes	Cash collateral top up €11k, decrease in required collateral	Yes	Major
08/08/2023	KRIA Energy Ehf	Credit	Yes	CCIN was not resolved within the T& S Code timeframes	Cash collateral top up €11k, decrease in required collateral	Yes	Major
09/08/2023	KRIA Energy Ehf	Credit	Yes	CCIN was not resolved within the T& S Code timeframes	Cash collateral top up €11k, decrease in required collateral	Yes	Major
10/08/2023	KRIA Energy Ehf	Credit	Yes	CCIN was not resolved within the T& S Code timeframes	Cash collateral top up €11k, decrease in required collateral	Yes	Major
11/08/2023	KRIA Energy Ehf	Credit	Yes	CCIN was not resolved within the T& S Code timeframes	Cash collateral top up €11k, decrease in required collateral	Yes	Major
15/08/2023	KRIA Energy Ehf	Credit	Yes	CCIN was not resolved within the T& S Code timeframes	Cash collateral top up €11k, decrease in required collateral	Yes	Major
16/08/2023	KRIA Energy Ehf	Credit	Yes	CCIN was not resolved within the T& S Code timeframes	Cash collateral top up €11k, decrease in required collateral	Yes	Major
17/08/2023	KRIA Energy Ehf	Credit	Yes	CCIN was not resolved within the T& S Code timeframes	Cash collateral top up €11k, decrease in required collateral	Yes	Major
24/08/2023	KRIA Energy Ehf	Credit	Yes	CCIN was not resolved within the T& S Code timeframes	Cash collateral top up €11k, decrease in required collateral	Yes	Major
31/08/2023	KRIA Energy Ehf	Credit	Yes	CCIN was not resolved within the T& S Code timeframes	Cash collateral top up €11k, decrease in required collateral	Yes	Major

Ops Date Identified	PT Name	Issue Type	Default Letter Sent	Cause	Resolution	Closed	T & SC Breach
07/09/2023	KRIA Energy Ehf	Credit	Yes	CCIN was not resolved within the T& S Code timeframes	Cash collateral top up €4k	Yes	Major
15/09/2023	KRIA Energy Ehf	Credit	Yes	CCIN was not resolved within the T& S Code timeframes	Invoice paid €13,622.66	Yes	Major
27/09/2023	KRIA Energy Ehf	Credit	Yes	CCIN was not resolved within the T& S Code timeframes	Cash Collateral Tip up €14K	Yes	Major

Table 26 – Credit Risk Management Default Notices (Major): July – September 2023

Market Operator Breaches

Month	Settlement Date	Periods Affected	Run Type	Quality or Timing	Party	Issue Type	Description	Cause	Resolution	T&SC Breach	Status
Jul	9th	1	Indicative	Timing	SEMO	Processing Issue	System issue	Internal system calculation error	Issue resolved and Indicative completed late after target date	Minor	Closed
Jul	15th	1	Indicative	Timing	SEMO	Late Settlement Data	Late Dispatch Instruction (DI) files	EirGrid DI files received late	DI data received and Indicative completed late after target date	Minor	Closed
Jul	16th	1	Indicative	Timing	SEMO	Processing Timeline	Processing backlog	Backlog from previously delayed runs	Backlog worked through and Indicative completed late after target date	Minor	Closed
Jul	17th	1	Indicative	Timing	SEMO	Late Settlement Data	Late Meter Data Provider (MDP) data	NI ACTA files received late	ACTA data received and Indicative completed late after target date	Minor	Closed
Aug	2nd	1	Indicative	Timing	SEMO	Late Settlement Data	Late Meter Data Provider (MDP) data	SONI Metering Data received late	MDP data received and Indicative completed late on target date	Minor	Closed
Aug	9th	1	Indicative	Timing	SEMO	Late Settlement Data	Late Meter Data Provider (MDP) data	NI ACTA files received late	ACTA data received and Indicative completed late after target date	Minor	Closed
Aug	11th-13th	3	Indicative	Timing	SEMO	Processing Issue	Issue with Instruction Profilers (IPs)	IP had to be re-run	IP issue resolved and Indicatives completed late after target date	Minor	Closed
Aug	28th	1	Indicative	Timing	SEMO	Late Settlement Data	Late Meter Data Provider (MDP) data	NI ACTA files received late	ACTA data received and Indicative completed late after target date	Minor	Closed
Sep	2nd-3rd	2	Indicative	Timing	SEMO	Processing Timeline	Overrun of processing time required	Processing delayed due to competing processes running in parallel	Processing continued and Indicatives completed late after target date	Minor	Closed
Sep	6th	1	Indicative	Timing	SEMO	Late Settlement Data	Late Meter Data Provider (MDP) data	NI ACTA files received late	ACTA data received and Indicative completed late after target date	Minor	Closed

Table 27 - Delays to Indicative Settlement: July - September 2023

Month	Settlement Date	Periods Affected	Run Type	Quality or Timing	Party	Issue Type	Description	Cause	Resolution	T&SC Breach	Status
Jul	19th-20th	2	Initial	Timing	SEMO	Processing Issue	Issue with Meter Data Provider (MDP) data	Manual update required for ROI DI file	MDP data uploaded and Initials completed late after target date	Minor	Closed
Aug	29th	1	Initial	Timing	SEMO	Processing Timeline	Overrun of processing time required	Delayed due to longer than expected processing times	Processing continued and Initial completed late on target date	Minor	Closed

Table 28 - Delays to Initial Settlement: July - September 2023

Non -Publications	PT Name	Date	Time	Reason
Yes	All	14/08/2023	3.30pm	Late receipt of IDT Results
Yes	All	22/08/2023	3.30pm	Internal processing system issue
Yes	All	23/08/2023	9am	Internal processing system issue

Table 29 – Credit Risk Management (Major): July - September 2023

Ops Date Identified	PT Name	Date	Time	Reason	Additional Comments
15/08/2023	All	15/08/2023	9am	Delayed Publication	Late due to late publication of Indicative

Table 30 – Credit Risk Management (Minor): July - September 2023

11 Appendix B: Historical Settlement Information

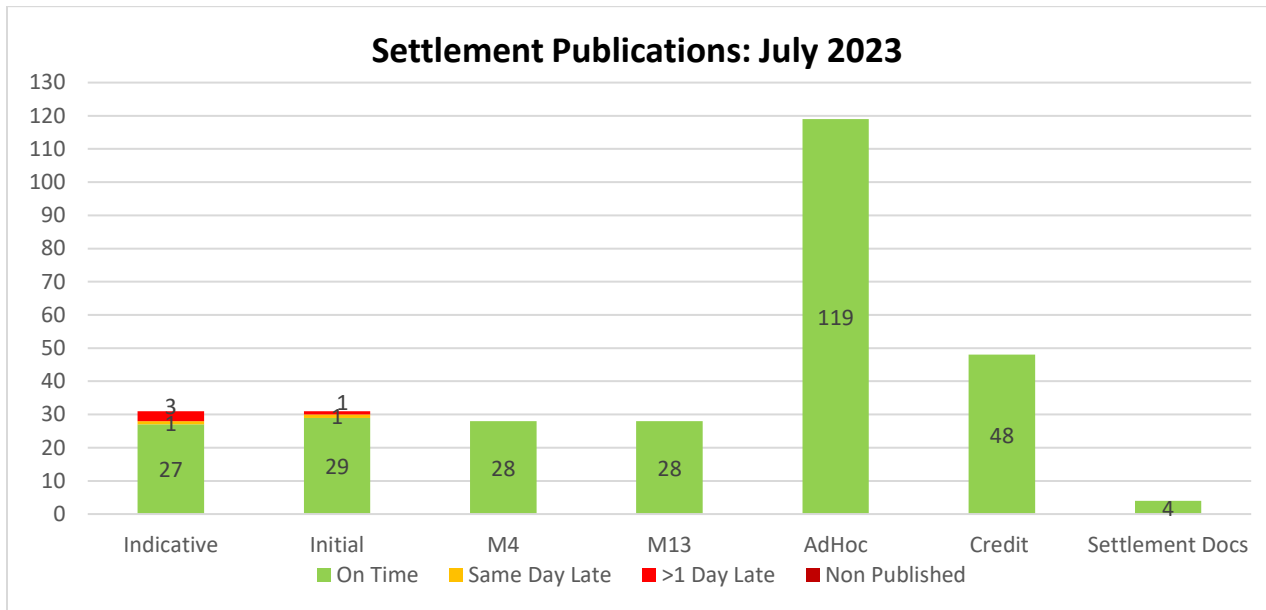


Figure 13 - Settlement Information July 2023

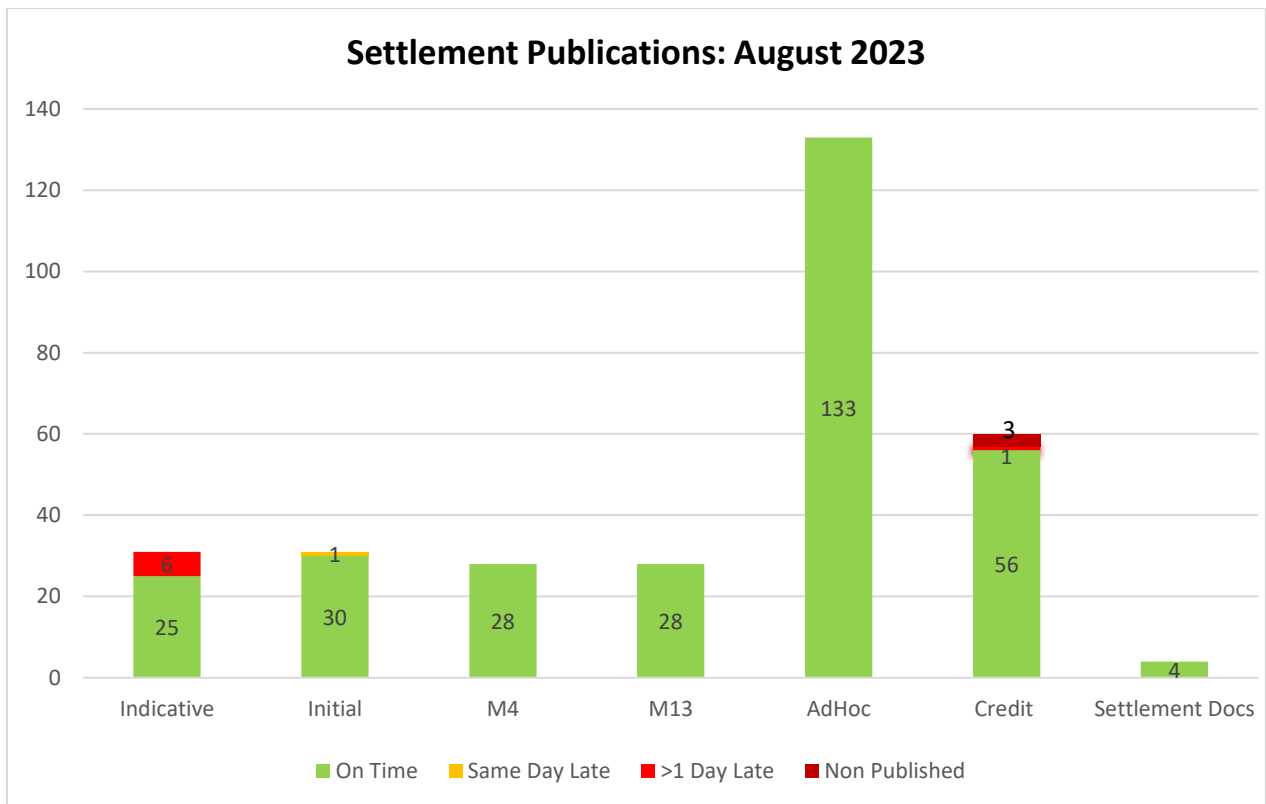


Figure 14 - Settlement Information August 2023

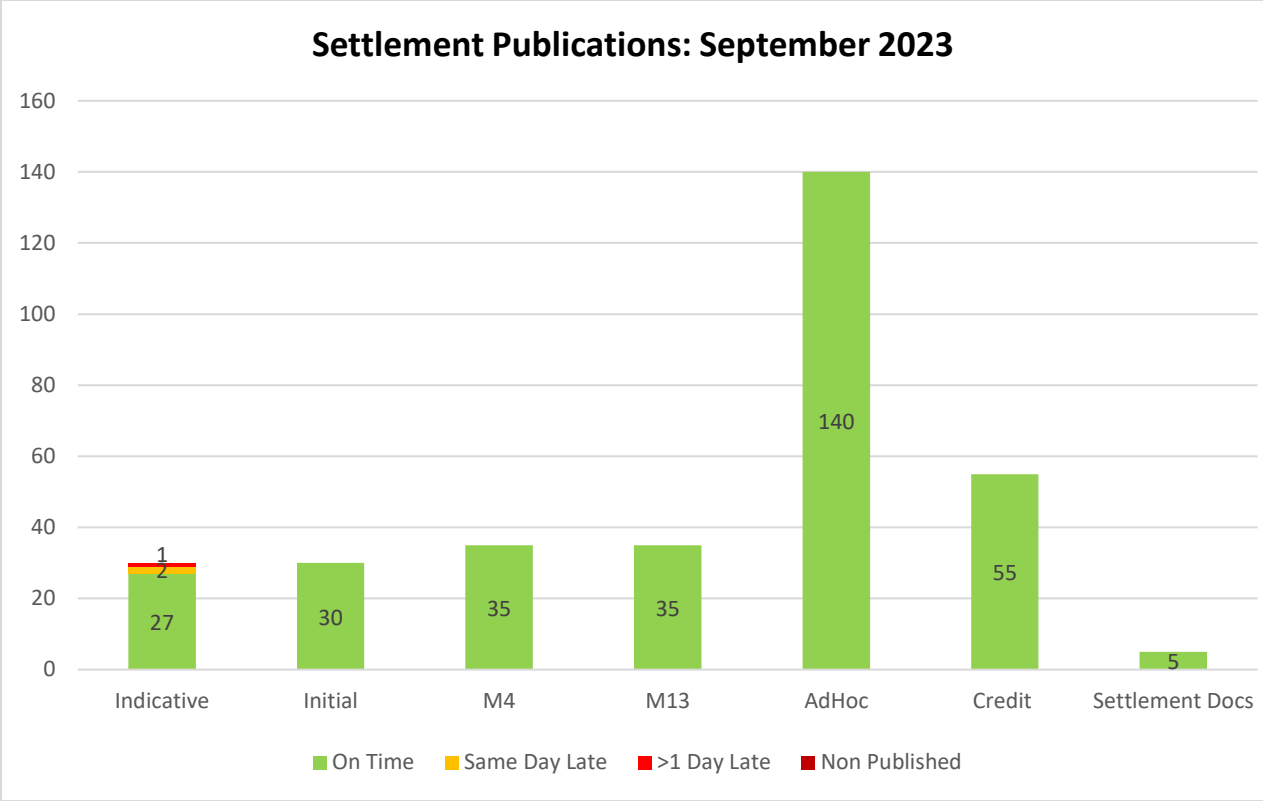


Figure 15 - Settlement Information September 2023

12 Appendix C: Settlement Publication Timings

Indicative Settlement

Operational Date	Market	Run	Period End Date	Target Date & Time	Publish Date & Time
03/07/2023	BALIMB	Indicative	01/07/2023	03/07/2023 17:00	03/07/2023 15:07
03/07/2023	BALIMB	Indicative	02/07/2023	03/07/2023 17:00	03/07/2023 16:27
04/07/2023	BALIMB	Indicative	03/07/2023	04/07/2023 17:00	04/07/2023 16:23
05/07/2023	BALIMB	Indicative	04/07/2023	05/07/2023 17:00	05/07/2023 16:00
06/07/2023	BALIMB	Indicative	05/07/2023	06/07/2023 17:00	06/07/2023 16:02
07/07/2023	BALIMB	Indicative	06/07/2023	07/07/2023 17:00	07/07/2023 16:57
10/07/2023	BALIMB	Indicative	07/07/2023	10/07/2023 17:00	10/07/2023 15:33
10/07/2023	BALIMB	Indicative	08/07/2023	10/07/2023 17:00	10/07/2023 15:42
10/07/2023	BALIMB	Indicative	09/07/2023	10/07/2023 17:00	10/07/2023 17:14
11/07/2023	BALIMB	Indicative	10/07/2023	11/07/2023 17:00	11/07/2023 16:31
13/07/2023	BALIMB	Indicative	11/07/2023	13/07/2023 17:00	13/07/2023 10:08
13/07/2023	BALIMB	Indicative	12/07/2023	13/07/2023 17:00	13/07/2023 16:26
14/07/2023	BALIMB	Indicative	13/07/2023	14/07/2023 17:00	14/07/2023 16:32
17/07/2023	BALIMB	Indicative	14/07/2023	17/07/2023 17:00	17/07/2023 14:10
17/07/2023	BALIMB	Indicative	15/07/2023	17/07/2023 17:00	19/07/2023 10:33
17/07/2023	BALIMB	Indicative	16/07/2023	17/07/2023 17:00	19/07/2023 10:38
18/07/2023	BALIMB	Indicative	17/07/2023	18/07/2023 17:00	19/07/2023 12:28
19/07/2023	BALIMB	Indicative	18/07/2023	19/07/2023 17:00	19/07/2023 16:07
20/07/2023	BALIMB	Indicative	19/07/2023	20/07/2023 17:00	20/07/2023 16:17
21/07/2023	BALIMB	Indicative	20/07/2023	21/07/2023 17:00	21/07/2023 16:40
24/07/2023	BALIMB	Indicative	21/07/2023	24/07/2023 17:00	24/07/2023 15:45
24/07/2023	BALIMB	Indicative	22/07/2023	24/07/2023 17:00	24/07/2023 15:48
24/07/2023	BALIMB	Indicative	23/07/2023	24/07/2023 17:00	24/07/2023 16:43
25/07/2023	BALIMB	Indicative	24/07/2023	25/07/2023 17:00	25/07/2023 16:24
26/07/2023	BALIMB	Indicative	25/07/2023	26/07/2023 17:00	26/07/2023 16:02
27/07/2023	BALIMB	Indicative	26/07/2023	27/07/2023 17:00	27/07/2023 16:00
28/07/2023	BALIMB	Indicative	27/07/2023	28/07/2023 17:00	28/07/2023 16:00
31/07/2023	BALIMB	Indicative	28/07/2023	31/07/2023 17:00	31/07/2023 14:26
31/07/2023	BALIMB	Indicative	29/07/2023	31/07/2023 17:00	31/07/2023 14:29
31/07/2023	BALIMB	Indicative	30/07/2023	31/07/2023 17:00	31/07/2023 14:11
01/08/2023	BALIMB	Indicative	31/07/2023	01/08/2023 17:00	01/08/2023 16:00

Table 31 – Indicative Settlement Publication time July 2023

Operational Date	Market	Run	Period End Date	Target Date & Time	Publish Date & Time
02/08/2023	BALIMB	Indicative	01/08/2023	02/08/2023 17:00	02/08/2023 16:26
03/08/2023	BALIMB	Indicative	02/08/2023	03/08/2023 17:00	04/08/2023 12:03
04/08/2023	BALIMB	Indicative	03/08/2023	04/08/2023 17:00	04/08/2023 16:13
08/08/2023	BALIMB	Indicative	04/08/2023	08/08/2023 17:00	08/08/2023 09:05
08/08/2023	BALIMB	Indicative	05/08/2023	08/08/2023 17:00	08/08/2023 09:17
08/08/2023	BALIMB	Indicative	06/08/2023	08/08/2023 17:00	08/08/2023 09:34
08/08/2023	BALIMB	Indicative	07/08/2023	08/08/2023 17:00	08/08/2023 16:12
09/08/2023	BALIMB	Indicative	08/08/2023	09/08/2023 17:00	09/08/2023 16:35
10/08/2023	BALIMB	Indicative	09/08/2023	10/08/2023 17:00	11/08/2023 11:50
11/08/2023	BALIMB	Indicative	10/08/2023	11/08/2023 17:00	11/08/2023 16:20
14/08/2023	BALIMB	Indicative	11/08/2023	14/08/2023 17:00	15/08/2023 09:39
14/08/2023	BALIMB	Indicative	12/08/2023	14/08/2023 17:00	15/08/2023 11:31
14/08/2023	BALIMB	Indicative	13/08/2023	14/08/2023 17:00	15/08/2023 11:36
15/08/2023	BALIMB	Indicative	14/08/2023	15/08/2023 17:00	15/08/2023 16:02
16/08/2023	BALIMB	Indicative	15/08/2023	16/08/2023 17:00	16/08/2023 16:02
17/08/2023	BALIMB	Indicative	16/08/2023	17/08/2023 17:00	17/08/2023 16:43
18/08/2023	BALIMB	Indicative	17/08/2023	18/08/2023 17:00	18/08/2023 16:31
21/08/2023	BALIMB	Indicative	18/08/2023	21/08/2023 17:00	21/08/2023 15:43
21/08/2023	BALIMB	Indicative	19/08/2023	21/08/2023 17:00	21/08/2023 16:29
21/08/2023	BALIMB	Indicative	20/08/2023	21/08/2023 17:00	21/08/2023 16:48
22/08/2023	BALIMB	Indicative	21/08/2023	22/08/2023 17:00	22/08/2023 16:41
23/08/2023	BALIMB	Indicative	22/08/2023	23/08/2023 17:00	23/08/2023 16:07
24/08/2023	BALIMB	Indicative	23/08/2023	24/08/2023 17:00	24/08/2023 16:28
25/08/2023	BALIMB	Indicative	24/08/2023	25/08/2023 17:00	25/08/2023 16:55
29/08/2023	BALIMB	Indicative	25/08/2023	29/08/2023 17:00	29/08/2023 09:16
29/08/2023	BALIMB	Indicative	26/08/2023	29/08/2023 17:00	29/08/2023 09:34
29/08/2023	BALIMB	Indicative	27/08/2023	29/08/2023 17:00	29/08/2023 09:46
29/08/2023	BALIMB	Indicative	28/08/2023	29/08/2023 17:00	30/08/2023 11:43
30/08/2023	BALIMB	Indicative	29/08/2023	30/08/2023 17:00	30/08/2023 15:57
31/08/2023	BALIMB	Indicative	30/08/2023	31/08/2023 17:00	31/08/2023 15:06
01/09/2023	BALIMB	Indicative	31/08/2023	01/09/2023 17:00	01/09/2023 16:52

Table 32 – Indicative Settlement Publication time August 2023

Operational Date	Market	Run	Period End Date	Target Date & Time	Publish Date & Time
04/09/2023	BALIMB	Indicative	01/09/2023	04/09/2023 17:00	04/09/2023 14:12
04/09/2023	BALIMB	Indicative	02/09/2023	04/09/2023 17:00	04/09/2023 21:52
04/09/2023	BALIMB	Indicative	03/09/2023	04/09/2023 17:00	04/09/2023 17:30
05/09/2023	BALIMB	Indicative	04/09/2023	05/09/2023 17:00	05/09/2023 16:26
06/09/2023	BALIMB	Indicative	05/09/2023	06/09/2023 17:00	06/09/2023 16:40
07/09/2023	BALIMB	Indicative	06/09/2023	07/09/2023 17:00	08/09/2023 15:48
08/09/2023	BALIMB	Indicative	07/09/2023	08/09/2023 17:00	08/09/2023 16:25
11/09/2023	BALIMB	Indicative	08/09/2023	11/09/2023 17:00	11/09/2023 14:42
11/09/2023	BALIMB	Indicative	09/09/2023	11/09/2023 17:00	11/09/2023 15:14
11/09/2023	BALIMB	Indicative	10/09/2023	11/09/2023 17:00	11/09/2023 16:16
12/09/2023	BALIMB	Indicative	11/09/2023	12/09/2023 17:00	12/09/2023 16:36
13/09/2023	BALIMB	Indicative	12/09/2023	13/09/2023 17:00	13/09/2023 16:19
14/09/2023	BALIMB	Indicative	13/09/2023	14/09/2023 17:00	14/09/2023 16:06
15/09/2023	BALIMB	Indicative	14/09/2023	15/09/2023 17:00	15/09/2023 16:10
18/09/2023	BALIMB	Indicative	15/09/2023	18/09/2023 17:00	18/09/2023 14:16
18/09/2023	BALIMB	Indicative	16/09/2023	18/09/2023 17:00	18/09/2023 15:13
18/09/2023	BALIMB	Indicative	17/09/2023	18/09/2023 17:00	18/09/2023 16:15
19/09/2023	BALIMB	Indicative	18/09/2023	19/09/2023 17:00	19/09/2023 16:17
20/09/2023	BALIMB	Indicative	19/09/2023	20/09/2023 17:00	20/09/2023 16:12
21/09/2023	BALIMB	Indicative	20/09/2023	21/09/2023 17:00	21/09/2023 16:10
22/09/2023	BALIMB	Indicative	21/09/2023	22/09/2023 17:00	22/09/2023 16:02
25/09/2023	BALIMB	Indicative	22/09/2023	25/09/2023 17:00	25/09/2023 13:32
25/09/2023	BALIMB	Indicative	23/09/2023	25/09/2023 17:00	25/09/2023 13:48
25/09/2023	BALIMB	Indicative	24/09/2023	25/09/2023 17:00	25/09/2023 15:39
26/09/2023	BALIMB	Indicative	25/09/2023	26/09/2023 17:00	26/09/2023 15:52
27/09/2023	BALIMB	Indicative	26/09/2023	27/09/2023 17:00	27/09/2023 16:02
28/09/2023	BALIMB	Indicative	27/09/2023	28/09/2023 17:00	28/09/2023 15:43
29/09/2023	BALIMB	Indicative	28/09/2023	29/09/2023 17:00	28/09/2023 16:31
02/10/2023	BALIMB	Indicative	29/09/2023	02/10/2023 17:00	02/09/2023 14:28
02/10/2023	BALIMB	Indicative	30/09/2023	02/10/2023 17:00	02/10/2023 16:14

Table 33 – Indicative Settlement Publication time September 2023

Initial Settlement

Operational Date	Market	Run	Period End Date	Target Date & Time	Publish Date & Time
07/07/2023	BALIMB	Initial	01/07/2023	07/07/2023 12:00	06/07/2023 15:10
07/07/2023	BALIMB	Initial	02/07/2023	07/07/2023 12:00	07/07/2023 11:55
10/07/2023	BALIMB	Initial	03/07/2023	10/07/2023 12:00	10/07/2023 11:20
11/07/2023	BALIMB	Initial	04/07/2023	11/07/2023 12:00	11/07/2023 11:11
13/07/2023	BALIMB	Initial	05/07/2023	13/07/2023 12:00	13/07/2023 08:59
13/07/2023	BALIMB	Initial	06/07/2023	13/07/2023 12:00	13/07/2023 11:11
14/07/2023	BALIMB	Initial	07/07/2023	14/07/2023 12:00	13/07/2023 14:33
14/07/2023	BALIMB	Initial	08/07/2023	14/07/2023 12:00	14/07/2023 09:01
14/07/2023	BALIMB	Initial	09/07/2023	14/07/2023 12:00	14/07/2023 11:12
17/07/2023	BALIMB	Initial	10/07/2023	17/07/2023 12:00	17/07/2023 11:03
18/07/2023	BALIMB	Initial	11/07/2023	18/07/2023 12:00	18/07/2023 11:01
19/07/2023	BALIMB	Initial	12/07/2023	19/07/2023 12:00	19/07/2023 11:22
20/07/2023	BALIMB	Initial	13/07/2023	20/07/2023 12:00	20/07/2023 11:02
21/07/2023	BALIMB	Initial	14/07/2023	21/07/2023 12:00	20/07/2023 14:23
21/07/2023	BALIMB	Initial	15/07/2023	21/07/2023 12:00	20/07/2023 14:35
21/07/2023	BALIMB	Initial	16/07/2023	21/07/2023 12:00	21/07/2023 11:01
24/07/2023	BALIMB	Initial	17/07/2023	24/07/2023 12:00	24/07/2023 11:02
25/07/2023	BALIMB	Initial	18/07/2023	25/07/2023 12:00	25/07/2023 11:19
26/07/2023	BALIMB	Initial	19/07/2023	26/07/2023 12:00	27/07/2023 13:51
27/07/2023	BALIMB	Initial	20/07/2023	27/07/2023 12:00	27/07/2023 14:00
28/07/2023	BALIMB	Initial	21/07/2023	28/07/2023 12:00	27/07/2023 14:22
28/07/2023	BALIMB	Initial	22/07/2023	28/07/2023 12:00	27/07/2023 14:47
28/07/2023	BALIMB	Initial	23/07/2023	28/07/2023 12:00	28/07/2023 11:47
31/07/2023	BALIMB	Initial	24/07/2023	31/07/2023 12:00	31/07/2023 11:02
01/08/2023	BALIMB	Initial	25/07/2023	01/08/2023 12:00	01/08/2023 11:06
02/08/2023	BALIMB	Initial	26/07/2023	02/08/2023 12:00	02/08/2023 11:13
03/08/2023	BALIMB	Initial	27/07/2023	03/08/2023 12:00	03/08/2023 11:07
04/08/2023	BALIMB	Initial	28/07/2023	04/08/2023 12:00	03/08/2023 14:05
04/08/2023	BALIMB	Initial	29/07/2023	04/08/2023 12:00	03/08/2023 14:42
04/08/2023	BALIMB	Initial	30/07/2023	04/08/2023 12:00	04/08/2023 11:01
08/08/2023	BALIMB	Initial	31/07/2023	08/08/2023 12:00	08/08/2023 08:45

Table 34 – Initial Settlement Publication times July 2023

Operational Date	Market	Run	Period End Date	Target Date & Time	Publish Date & Time
08/08/2023	BALIMB	Initial	01/08/2023	08/08/2023 12:00	08/08/2023 11:12
09/08/2023	BALIMB	Initial	02/08/2023	09/08/2023 12:00	09/08/2023 11:31
10/08/2023	BALIMB	Initial	03/08/2023	10/08/2023 12:00	10/08/2023 11:28
11/08/2023	BALIMB	Initial	04/08/2023	11/08/2023 12:00	10/08/2023 15:24
11/08/2023	BALIMB	Initial	05/08/2023	11/08/2023 12:00	10/08/2023 16:20
11/08/2023	BALIMB	Initial	06/08/2023	11/08/2023 12:00	11/08/2023 11:08
14/08/2023	BALIMB	Initial	07/08/2023	14/08/2023 12:00	14/08/2023 11:25
15/08/2023	BALIMB	Initial	08/08/2023	15/08/2023 12:00	15/08/2023 11:11
16/08/2023	BALIMB	Initial	09/08/2023	16/08/2023 12:00	16/08/2023 11:27
17/08/2023	BALIMB	Initial	10/08/2023	17/08/2023 12:00	17/08/2023 11:18
18/08/2023	BALIMB	Initial	11/08/2023	18/08/2023 12:00	17/08/2023 15:57
18/08/2023	BALIMB	Initial	12/08/2023	18/08/2023 12:00	17/08/2023 16:07
18/08/2023	BALIMB	Initial	13/08/2023	18/08/2023 12:00	18/08/2023 11:16
21/08/2023	BALIMB	Initial	14/08/2023	21/08/2023 12:00	21/08/2023 11:18
22/08/2023	BALIMB	Initial	15/08/2023	22/08/2023 12:00	22/08/2023 11:18
23/08/2023	BALIMB	Initial	16/08/2023	23/08/2023 12:00	23/08/2023 11:48
24/08/2023	BALIMB	Initial	17/08/2023	24/08/2023 12:00	24/08/2023 11:23
25/08/2023	BALIMB	Initial	18/08/2023	25/08/2023 12:00	24/08/2023 11:25
25/08/2023	BALIMB	Initial	19/08/2023	25/08/2024 12:00	24/08/2023 14:40
25/08/2023	BALIMB	Initial	20/08/2023	25/08/2025 12:00	25/08/2023 11:12
29/08/2023	BALIMB	Initial	21/08/2023	29/08/2023 12:00	29/08/2023 09:18
29/08/2023	BALIMB	Initial	22/08/2023	29/08/2023 12:00	29/08/2023 11:32
30/08/2023	BALIMB	Initial	23/08/2023	30/08/2023 12:00	30/08/2023 11:20
31/08/2023	BALIMB	Initial	24/08/2023	31/08/2023 12:00	31/08/2023 11:16
01/09/2023	BALIMB	Initial	25/08/2023	01/09/2023 12:00	31/08/2023 14:50
01/09/2023	BALIMB	Initial	26/08/2023	01/09/2024 12:00	31/08/2023 15:10
01/09/2023	BALIMB	Initial	27/08/2023	01/09/2025 12:00	01/09/2023 11:22
04/09/2023	BALIMB	Initial	28/08/2023	04/09/2023 12:00	04/09/2023 11:13
05/09/2023	BALIMB	Initial	29/08/2023	05/09/2023 12:00	05/09/2023 13:49
06/09/2023	BALIMB	Initial	30/08/2023	06/09/2023 12:00	06/09/2023 11:01
07/09/2023	BALIMB	Initial	31/08/2023	07/09/2023 12:00	07/09/2023 11:09

Table 35 – Initial Settlement Publication times August 2023

Operational Date	Market	Run	Period End Date	Target Date & Time	Publish Date & Time
08/09/2023	BALIMB	Initial	01/09/2023	08/09/2023 12:00	07/09/2023 14:47
08/09/2023	BALIMB	Initial	02/09/2023	08/09/2023 12:00	07/09/2023 15:22
08/09/2023	BALIMB	Initial	03/09/2023	08/09/2023 12:00	08/09/2023 11:00
11/09/2023	BALIMB	Initial	04/09/2023	11/09/2023 12:00	11/09/2023 11:20
12/09/2023	BALIMB	Initial	05/09/2023	12/09/2023 12:00	12/09/2023 11:39
13/09/2023	BALIMB	Initial	06/09/2023	13/09/2023 12:00	13/09/2023 11:38
14/09/2023	BALIMB	Initial	07/09/2023	14/09/2023 12:00	14/09/2023 11:20
15/09/2023	BALIMB	Initial	08/09/2023	15/09/2023 12:00	14/09/2023 13:46
15/09/2023	BALIMB	Initial	09/09/2023	15/09/2023 12:00	14/09/2023 14:04
15/09/2023	BALIMB	Initial	10/09/2023	15/09/2023 12:00	15/09/2023 11:47
18/09/2023	BALIMB	Initial	11/09/2023	18/09/2023 12:00	18/09/2023 11:03
19/09/2023	BALIMB	Initial	12/09/2023	19/09/2023 12:00	19/09/2023 11:06
20/09/2023	BALIMB	Initial	13/09/2023	20/09/2023 12:00	20/09/2023 11:16
21/09/2023	BALIMB	Initial	14/09/2023	21/09/2023 12:00	21/09/2023 11:07
22/09/2023	BALIMB	Initial	15/09/2023	22/09/2023 12:00	21/09/2023 14:51
22/09/2023	BALIMB	Initial	16/09/2023	22/09/2023 12:00	21/09/2023 15:48
22/09/2023	BALIMB	Initial	17/09/2023	22/09/2023 12:00	22/09/2023 11:05
25/09/2023	BALIMB	Initial	18/09/2023	25/09/2023 12:00	25/09/2023 11:08
26/09/2023	BALIMB	Initial	19/09/2023	26/09/2023 12:00	26/09/2023 11:31
27/09/2023	BALIMB	Initial	20/09/2023	27/09/2023 12:00	27/09/2023 11:07
28/09/2023	BALIMB	Initial	21/09/2023	28/09/2023 12:00	28/09/2023 11:15
29/09/2023	BALIMB	Initial	22/09/2023	29/09/2023 12:00	28/09/2023 15:59
29/09/2023	BALIMB	Initial	23/09/2023	29/09/2023 12:00	28/09/2023 16:01
29/09/2023	BALIMB	Initial	24/09/2023	29/09/2023 12:00	29/09/2023 11:04
02/10/2023	BALIMB	Initial	25/09/2023	02/10/2023 12:00	02/10/2023 11:39
03/10/2023	BALIMB	Initial	26/09/2023	03/10/2023 12:00	03/10/2023 11:11
04/10/2023	BALIMB	Initial	27/09/2023	04/10/2023 12:00	04/10/2023 11:04
05/10/2023	BALIMB	Initial	28/09/2023	05/10/2023 12:00	05/10/2023 11:14
06/10/2023	BALIMB	Initial	29/09/2023	06/10/2023 12:00	05/10/2023 13:49
06/10/2023	BALIMB	Initial	30/09/2023	06/10/2023 12:00	05/10/2023 16:02

Table 36 – Initial Settlement Publication times September 2023

13 Appendix D: List of Queries by Type

Date Sent	Due Date	Query Ref No.	Charge Component
03/07/2023	01/08/2023	#16824	CDISCOUNT
05/07/2023	03/08/2023	#16856	CUNIMB
06/07/2023	04/08/2023	#16867	CIMB
07/07/2023	07/08/2023	#16870	CFC
20/07/2023	18/08/2023	#16934	CIMB
08/08/2023	05/09/2023	#17021	CDISCOUNT
09/08/2023	06/09/2023	#17030	CUNIMB
18/08/2023	15/09/2023	#17084	CDISCOUNT
18/08/2023	29/09/2023	#17085	CIMB
24/08/2023	21/09/2023	#17120	CUNIMB
29/08/2023	26/09/2023	#17147	CIMB
30/08/2023	10/10/2023	#17152	CIMB
06/09/2023	03/10/2023	#17214	CUNIMB
07/09/2023	04/10/2023	#17222	CCP
07/09/2023	04/10/2023	#17225	CUNIMB
07/09/2023	04/10/2023	#17226	CIMB
07/09/2023	04/10/2023	#17228	CIMB
08/09/2023	05/10/2023	#17237	CFC
11/09/2023	06/10/2023	#17246	CCP
11/09/2023	06/10/2023	#17247	CCP
11/09/2023	06/10/2023	#17249	CCP
12/09/2023	09/10/2023	#17262	CUNIMB
15/09/2023	12/10/2023	#17275	CDISCOUNT
15/09/2023	12/10/2023	#17276	CDISCOUNT

Table 37 - Upheld Queries: July - September 2023

Date Sent	Due Date	Query Ref No.	Charge Component
24/07/2023	22/08/2023	#16950	CFC
27/07/2023	25/08/2023	#16970	CUNIMB
04/08/2023	04/09/2023	#17019	CIMB
14/08/2023	25/09/2023	#17052	CUNIMB
06/09/2023	03/10/2023	#17204	CIMB
06/09/2023	03/10/2023	#17205	CIMB
11/09/2023	06/10/2023	#17243	CIMB

Table 38 – Not Upheld Queries: July - September 2023

Date Sent	Due Date	Query Ref No.	Charge Component
11/09/2023	20/10/2023	#17250	CDISCOUNT
14/09/2023	11/10/2023	#17269	CIMB
15/09/2023	12/10/2023	#17273	CUNIMB
27/09/2023	24/10/2023	#17351	CIMB
28/09/2023	25/10/2023	#17359	CFC
29/09/2023	26/10/2023	#17365	CFC

Table 39 – Under review Queries: July - September 2023

Date Sent	Due Date	Query Ref No.	Charge Component
27/07/2023	25/08/2023	#16973	CIMB

Table 40 – Rejected Queries: July - September 2023